



LINK THE WORLD
A NEW ERA OF DEVELOPMENT TO THE FUTURE

ERA Co.,Ltd.

Add:No.2 Daixi Road, Huangyan Economic Development Zone
Taizhou, Zhejiang, 318020, China

Tel: +86 576 84279933 +86 576 84277066

Fax: +86 576 84277171

Official website: www.era.com.cn

E-mail: sales@era.com.cn

WE RESERVE RIGHTS TO ANY TECHNICAL CHANGES.

VERSION
NUMBER
202303

ERA[®]

PLASTIC PIPING SYSTEM

ERA[®]

SINCE 1993

PLASTIC PIPING SYSTEM

CHINA ERA GROUP
ERA Co.,Ltd.

VERSION
NUMBER
202303

ERA[®] PLASTIC PIPING SYSTEM

SINCE 1993



WELCOME TO ERA GROUP




ERA Co., Ltd. a listed company, is the leading manufacturer in China specialized in PVC, PPR, CPVC, PE, PP piping system.

With an annual production capacity of 1,000,000 tons, ERA Co., Ltd. has more than 7000 employees in 13 factories covering 1,534,000 square meters in China, including 5 factories in Taizhou, and the other 8 ones in Shenzhen, Guangzhou, Shanghai, Tianjin, Chongqing, Anhui, Hunan and Jiangsu. ERA also has another three foreign sales subsidiaries in main sales countries and cities for different markets: the factory in Dubai named ERA Middle East FZE, company in Kenya named ERA African Piping Co.,Ltd., and company in Shanghai named Shanghai ERA International Trade Co.,Ltd..

Equipped with 800 injection machines, 250 extrusion machines and 10000 moulds, ERA., reached a sales turnover of USD 800,000,000 in 2018, including export sales covering 146 countries all over the world.

With high-class raw material, strictly follow ISO9001 and ISO14001 to control quality, ERA Co., Ltd. have been providing high quality products and the best service to our customers and partners since its establishment. Today, ERA Co., Ltd. approved with NSF, DVGW, WATERMARK, KITEMARK, CUPC, WRAS, CE, CERTIFICATES, ERA have the confidence to become your reliable and excellent supplier.

ERA[®]
SINCE 1993



PRODUCTION AND TECHNOLOGY

PRODUCTION AND
TECHNOLOGY



RESEARCH AND DEVELOPMENT/QC SYSTEM



ACCREDITED LABORATORY



AUTOMATIC KARL FISCHER MOISTURE METER



R&D/QC CENTER



THERMAL DEFORMATION AND VICAT SOFTENING POINT TEMPERATURE TESTER



DIFFERENTIAL SCANNING CALORIMETER



HYDROSTATIC TEST



SCANNING ELECTRON MICROSCOPY, SEM



IMPACT TEST



BRABENDER TORQUE RHEOMETER



INTERNATIONAL CERTIFICATIONS

INTERNATIONAL

CERTIFICATIONS



CONTENTS



01

VALVE

- P001 PVC VALVES & FITTINGS
- P018 CPVC VALVES & FITTINGS



02

PRESSURE

- P022 PVC PRESSURE PIPES & FITTINGS PN10 (ISO1452)
- P031 PVC PRESSURE PIPES FITTINGS TYPE II
- P034 PVC PRESSURE PIPES & FITTINGS PN16 (DIN8063)
- P039 PVC PIPES & THREAD FITTINGS BS STANDARD
- P043 PVC SCH40 PIPES & FITTINGS (ASTM D2466)
- P050 PVC SCH40 PRESSURE FITTINGS TYPE II
- P052 PVC SCH80 PIPES & FITTINGS (ASTM D2467)
- P057 PVC PRESSURE FITTINGS (BS4346)
- P060 PVC PRESSURE FITTINGS JIS STANDARD
- P061 PVC PRESSURE PIPES & FITTINGS (AS/NZS1477)
- P066 PVC PRESSURE PIPES WITH GASKET
- P071 PP COMPRESSION FITTINGS VALVES & FILTERS (ENISO1587AS/NZS4129)
- P082 III PP COMPRESSION FITTINGS
- P088 PP THREAD FITTINGS
- P090 PE BUTT WELDING & SOCKET WELDING FITTINGS
- P099 PE ELECTROFUSION FITTING SERIES
- P105 PE BALL VALVE SERIES

03

CPVC FIRE PROTECTION PIPES & FITTINGS(ASTM F442)

- P107 CPVC FIRE PROTECTION PIPES & FITTINGS(ASTM F442)

04

PRESSURE FOR HOT AND COLD

- P111 CPVC SCH80 PIPES & FITTINGS (ASTM F439)
- P115 CPVC DIN PIPES & FITTINGS
- P118 CPVC CTS PIPES & FITTINGS (ASTM D2846)
- P127 CPVC NBR FITTINGS(ABNT NBR 15884)
- P129 PPR DIN PIPES & FITTINGS (DIN8077/8078)
- P138 PPR FITTINGS TYPE II
- P141 PPH THREAD FITTINGS (IRAM 13478)

05

DRAINAGE

- P145 PVC DRAINAGE PIPES & FITTINGS (BS1329/BS1401)
- P162 PVC DRAINAGE FITTINGS WITH GASKET (EN1401)
- P166 PVC DRAINAGE FITTINGS (ISO3633)
- P170 PVC DWV FITTINGS (ASTM D2665)
- P175 PVC DWV FITTINGS (AS/NZS1260)
- P187 PVC STORMWATER FITTINGS (AS/NZS1254)

06

RAIN GUTTER

- P189 PVC GUTTERS AND FITTINGS (BS EN607/EN12200/EN1462)

07

ELECTRIC CONDUITS AND FITTINGS

- P199 PVC INSULATING ELECTRICAL PIPES AND FITTINGS
- P203 PVC CONDUITS AND FITTINGS (AS/NZS2053)
- P210 PVC INSULATING ELECTRICAL PIPES AND FITTINGS (BSEN 61386-21)

08

ACCESSORIES

- P213 GLUE
- P222 STAINLESS STEEL FOOT DRAINS
- P229 METAL CLAMPS

RESEARCH AND DEVELOPMENT/QC SYSTEM




ACCREDITED LABORATORY



DIFFERENTIAL SCANNING CALORIMETER



HYDROSTATIC PRESSURE TESTING MACHINE



THERMAL GRAVIMETRIC ANALYZER.TGA



DENSITY TEST



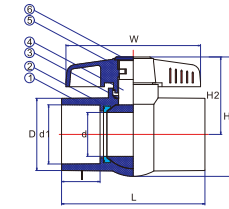
MFA TEST



HAPRO TORQUE RHEOMETER



FOURIER TRANSFORM INFRARED SPECTROMETER,FTIR



ITEM NO:UCB01
 ■ END CONNECTOR:THREAD, SOCKET
 ■ WORKING PRESSURE:150PSI

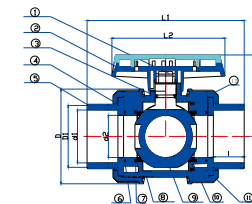
COMPACT BALL VALVE

Specification of material

NO.	PART	MATERIAL	QTY
1	Body	PVC,CPVC,PP	1
2	Seat Seal	TPE,PTEE	2
3	O-Ring	EPDM,FPM(NBR)	1
4	Ball	PVC,CPVC,PP	1
5	Handle	ABS	1
6	Cap	ABS	1

COMPACT BALL VALVE

Nom Size	NPT Thd./in	BSPT Thd./in	JIS d1	BS d1	ANSI d1	DIN d1	NBR	d	D	L	I	w	H1	H2
15mm(1/2")	14	14	22	22	21.34	20	20	14.5	32	80	22	68.5	64.3	44.9
20mm(3/4")	14	14	26	26	26.67	25	25	20	36.8	92	25	80.5	76	52
25mm(1")	11.5	11	32	34	33.4	32	32	24	45	106	28	100	94	65
32mm(1-1/4")	11.5	11	38	42	42.16	40	40	30	53.5	112.5	28	108	103	70
40mm(1-1/2")	11.5	11	48	48	48.26	50	50	34	62	129	33	108	112	73.5
50mm(2")	11.5	11	60	60	60.33	63	63	44	75.5	148	39.5	138	126	81
65mm(2-1/2")	8	11	76	76	73	75	75	56	92.5	177.5	39.5	92.5	166	108.5
80mm(3")	8	11	89	89	88.9	90	85	71	107	209	48	192.5	181	116
100mm(4")	8	11	114	114	114.3	110	110	86	134.5	294	78	262	236	151.5
150mm(6")	/	/	/	/	168.8	160	/	130.4	185.4	407	102.7	301.9	299.5	181.2



ITEM NO:UTB01
 ■ END CONNECTOR:THREAD, SOCKET
 ■ WORKING PRESSURE:150PSI

TRUE UNION BALL VALVE

Specification of material

NO.	PART	MATERIAL	QTY	NO.	PART	MATERIAL	QTY
1	Stem	PVC,CPVC,PP	1	7	O-Ring	EPDM,FPM(NBR)	2
2	Handle	ABS	1	8	Body	PVC,CPVC,PP	1
3	Stem O-Ring	EPDM,FPM(NBR)	2	9	Ball	PVC,CPVC,PP	1
4	Union Nut	PVC,CPVC,PP	2	10	Seat Seal	PTFE	2
5	End Connector	PVC,CPVC,PP	2	11	Seat Carrier	PVC,CPVC,PP	1
6	Body O-Ring	EPDM,FPM(NBR)	2	12	Carrier O-Ring	EPDM,FPM(NBR)	1

TRUE UNION BALL VALVE

Dimensions

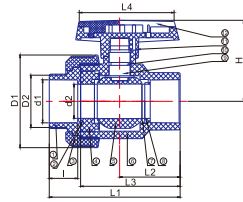
Nom Size	NPT Thd./in	BSPT Thd./in	JIS d1	BS d1	ANSI d1	DIN d1	d2	D1	D	I	L1	L2	H
15mm(1/2")	14	14	22	22	21.34	20	14	27.6	51.2	20.6	112.5	65	50.5
20mm(3/4")	14	14	26	26	26.67	25	18.7	35.6	65.5	24.6	130.2	75	58.5
25mm(1")	11.5	11	32	34	33.4	32	24	41.6	73.7	28	142.5	85	65.7
32mm(1-1/4")	11.5	11	38	42	42.16	40	32	52	86.6	31	161	97	76.5
40mm(1-1/2")	11.5	11	48	48	48.26	50	40	59.5	102	31.5	166.5	110	86
50mm(2")	11.5	11	60	60	60.33	63	50	75	120	40	214	133.5	101.5
65mm(2-1/2")	8	11	76	76	73.03	75	60	87.5	135	40	228	161	112.5
80mm(3")	8	11	89	89	88.9	90	79	107.5	188	48	269	200	160.5
100mm(4")	8	11	114	114	114.3	110	99	132	216	56	309	240	173.5



PLASTIC VALVES AND FITTINGS

VALVE

PLASTIC VALVES AND FITTINGS



ITEM NO:USU01
 ■ END CONNECTOR: THREAD, SOCKET
 ■ WORKING PRESSURE:150PSI

SINGLE UNION BALL VALVE

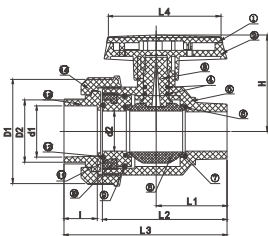
Specification of material

NO.	PART	MATERIAL	QTY	NO.	PART	MATERIAL	QTY
1	End Connector	PVC,CPVC,PP	1	7	Seat Seal	PTFE	2
2	Carrier O-Ring	EPDM,FPM(NBR)	1	8	O-Ring	EPDM,FPM(NBR)	2
3	Union Nut	PVC,CPVC,PP	1	9	Stem	PVC,CPVC,PP	1
4	Seal Carrier	PVC,CPVC,PP	1	10	Stem O-Ring	EPDM,FPM(NBR)	2
5	Ball	PVC,CPVC,PP	1	11	Handle	ABS	1
6	Body	PVC,CPVC,PP	1				

SINGLE UNION BALL VALVE

Dimensions

Nom Size	NPT Thd./in	BSPT Thd./in	JIS d1	BS d1	ANSI d1	DIN d1	d2	D2	D1	I	L1	L2	L3	L4	H
15mm(1/2")	14	14	22	22	21.34	20	14	27.6	51.3	20.6	95.8	25.3	67.3	65	49.5
20mm(3/4")	14	14	26	26	26.67	25	18.7	35.2	65.5	25	111.4	32.4	78.3	74.9	56.5
25mm(1")	11.5	11	32	34	33.4	32	24	41.6	73.7	27.9	121.5	49.5	85.9	85	65
32mm(1-1/4")	11.5	11	38	42	42.16	40	32	49	86.6	27	130	57	99	97.1	76.5
40mm(1-1/2")	11.5	11	48	48	48.26	50	40	60.8	102	34.5	157.5	69	113.5	109.7	86.5
50mm(2")	11.5	11	60	60	60.33	63	50	74.5	120	40	190	81	136.5	190	102
65mm(2-1/2")	8	11	76	76	73.03	75	60	89	135	40	210	95.9	156	161	113.5
80mm(3")	8	11	89	89	88.9	90	79	107.5	188	48	254.6	120.9	196.5	199.4	161.5
100mm(4")	8	11	114	114	114.3	110	99	132	215.5	56	294	140.7	225	240	174



ITEM NO:USU04
 ■ END CONNECTOR: THREAD, SOCKET
 ■ WORKING PRESSURE:150 PSI

MALE SINGLE UNION BALL VALVE

Specification of material

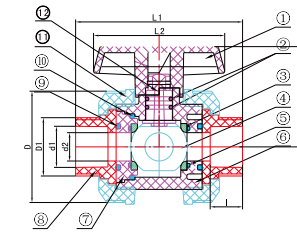
NO.	PART	MATERIAL	QTY	NO.	PART	MATERIAL	QTY
1	Cover	PVC-U	1	8	Ball	PVC-U	1
2	Handle	ABS	1	9	O-Ring	EODM	1
3	Stem	PVC-U	1	10	Seal	PVC-U	1
4	Stem O-Ring	EPDM	2	11	Seal Carrier	PVC-U	1
5	Body	PVC-U	1	12	O-Ring	EPDM	1
6	O-Ring	EPDM	2	13	End Connector	PVC-U	1
7	Seat Seal	PTFE	7	14	Union Nut	PVC-U	1

MALE SINGLE UNION BALL VALVE

Dimensions

Nom Size	D1	D2	d1	d2	L1	L2	L3	L4	H	I
15mm(1/2")	47.8	26.4	20.3	14	40	67	88.5	59.2	49.8	17
20mm(3/4")	58.8	31.3	25.3	19	43	78	101.5	68.3	57.3	20
25mm(1")	68	38	32.4	32	50	86	112	78.3	64.4	23.4
32mm(1-1/4")	82.4	49	40.4	32.5	56.4	99.3	129.7	89.5	76	26.6
40mm(1-1/2")	94.6	59.5	50.4	40	68.2	115	151.8	101.3	86.6	31.5
50mm(2")	113	73.9	63.4	49.7	78	134	179	124.4	101	38.5
65mm(2-1/2")	128	87.8	67	59.5	90	151.8	203.8	149.9	113.1	44
80mm(3")	181	107.4	90.4	80	120.9	196	254.7	191.6	160	52
100mm(4")	204	132.2	106.5	96	139.5	224.5	295.8	191.6	230.3	62

PLASTIC VALVES AND FITTINGS



ITEM NO:UTB03

TRUE UNION BALL VALVE III

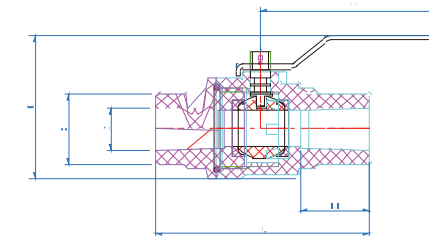
Specification of material

NO.	PART	MATERIAL	QTY	NO.	PART	MATERIAL	QTY
1	Handle	ABS	1	7	Seat Carrier	PVC-U	
2	Stem O-Ring	NBR	2	8	End Connector	PVC-U	
3	Seat Seal	PE	2	9	O-Ring	NBR	
4	Ball	PVC-U	1	10	O-Ring	NBR	
5	O-Ring	NBR	2	11	Union Nut	PVC-U	
6	Body	PVC-U	1	12	Stem	PVC-U	

TRUE UNION BALL VALVE III

Dimensions

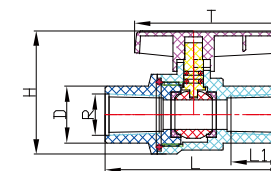
Nom Size	NPT	BSPT	JIS d1	BS d1	ANSI d1	DIN d1	d2	D1	D	I	L1	L2	H
15mm(1/2")	14	14	22	22	21.34	20	14	26	55	16	82.50	65	49.50
20mm(3/4")	14	14	26	26	26.67	25	18	36	60	19	92	80	54.50
25mm(1")	11.50	11	32	34	33.40	32	25	44	69	22.50	107	85	62
32mm(1-1/4")	11.50	11	38	48	42.16	40	32	56	81.50	26	120	97	74
40mm(1-1/2")	11.50	11	48	48	48.26	50	40	63	93	31.50	144	116	85
50mm(2")	11.50	11	60	60	60.33	63	50	78	111	38.50	172	134	100



ITEM NO:UCB06

TWO PCS BALL VALVE WITH STAINLESS STEEL HANDLE

Nom Size	L	L1	T	R	D	H
20	87	28	75.8	1/2"	29	58.27
25	93.6	27.98	80.8	3/4"	33.2	63.67
32	108.4	31	83.2	1"	41	74.97
40	120.5	35	96.4	1-1/4"	51.5	90.8
50	137	39	111.4	1-1/2"	58	102
63	162	46	123	2"	74.5	118.85
75	197	52.5	139.5	2-1/2"	91.5	145.62
90	247.5	73.5	190.72	3"	104.75	166.25
110	282.39	74	208.78	4"	133.97	199.25

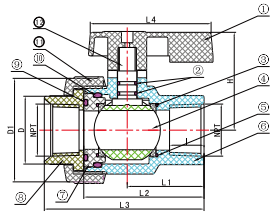


ITEM NO:UCB05

TWO PCSEs BALL VALVE

Dimensions

Nom Size	NPT Thd./in	BSPT Thd./in	JIS d1	BS d1	ANSI d1	DIN d1	L	L1	D	R	H	T
15mm(1/2")	14	14	22	22	21.34	20	93	28	30	1/2"	63.7	79
20mm(3/4")	14	14	26	26	26.67	25	95.6	25	33.2	3/4"	68.5	79
25mm(1")	11.5	11	32	34	33.4	32	114.4	28	41	1"	81	85
32mm(1-1/4")	11.5	11	38	42	42.16	40	127.6	31	51.5	1-1/4"	93.6	92
40mm(1-1/2")	11.5	11	48	48	48.26	50	139.5	35	58	1-1/2"	106.3	103
50mm(2")	11.5	11	60	60	60.33	63	162	42	74.5	2"	125.06	118



ITEM NO:USU03

SINGLE UNION BALL VALVE III

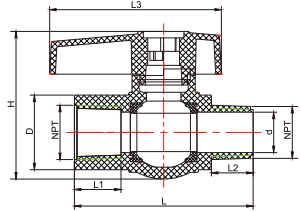
Specification of material

NO.	PART	MATERIAL	QTY	NO.	PART	MATERIAL	QTY
1	Handle	PVC-U	1	7	Seat Carrier	PVC-U	1
2	Stem O-Ring	NBR	1	8	End Connector	PVC-U	1
3	Seat Seal	PTFE	1	9	Seat Carrier Flat O-Ring	NBR	1
4	Ball	PVC-U	1	10	Seat Carrier O-Ring	NBR	1
5	O-Ring	NBR	1	11	Union nut	PVC-U	1
6	Body	PVC-U	1	12	Stem	PVC-U	1

SINGLE UNION BALL VALVE III

Dimensions

Nom Size	D1	D	NPT	NBR	I	L1	L2	L3	L4	H
15mm(1/2")	49	29	1/2"	20	18	38	58	80	57	50
20mm(3/4")	60	35	3/4"	25	18	41.9	66	88	64	49.7
25mm(1")	66	43.2	1"	32	22	49	76.7	101.9	77.2	62.3
32mm(1-1/4")	81	51	1-1/4"	40	29	59	93	125	91	75
40mm(1-1/2")	94	60	1-1/2"	50	31.5	63.2	99.2	133.2	100	81.5
50mm(2")	111	74	2"	63	38	82.4	124.7	165.7	117.6	92.4
80mm(3")	178	107.5	3"	85	56	108.4	172	229.3	173	138.6
100mm(4")	210	131	4"	110	66.2	135	212.4	281.1	224	151.65



ITEM NO:UCTB04

COMPACT BALL VALVE M/F

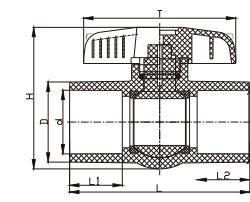
Specification of material

NO.	PART	MATERIAL	QTY	NO.	PART	MATERIAL	QTY
1	Handle	PVC	1	4	Stem O-Ring	EPDM	1
2	Nail	304	1	5	Body	PVC	1
3	Ball	PP	1	6	Seal Seat	TPE	2

COMPACT BALL VALVE M/F

Dimensions

Nom Size	d	D	L	L1	L2	L3	H	NPT
1/2"	15.6	28.8	69	18	16.1	66.3	57	1/2"
3/4"	21	34.5	80	20	18	79.7	67.6	3/4"
1"	26.8	42.1	93.3	25.3	23	89.7	79.3	1"
1-1/4"	33.5	52.1	107	27	25.5	101.4	91.7	1-1/4"
2-1/2"	39.5	59.5	123.7	30	28	117.7	101.8	1-1/2"
2"	50	72.3	151	35	30	135.1	122.64	2"



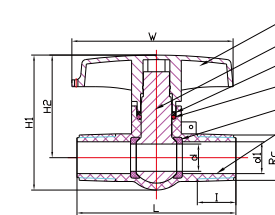
ITEM NO:UCB04



OCTAGONAL COMPACT BALL VALVE

Dimensions

Nom Size	NPT Thd./in	BSPT Thd./in	JIS d1	BS d1	ANSI d1	DIN d1	L	L1	L2	H	T
15mm(1/2")	14	14	22	22	21.34	20	69.8	18.5	18	60.1	65
20mm(3/4")	14	14	26	26	26.67	25	79.2	22	22	69.5	71.8
25mm(1")	11.5	11	32	34	33.4	32	94.5	26.2	25	83.7	87.8
32mm(1-1/4")	11.5	11	38	42	42.16	40	106.8	26.8	26	94.5	99.6
40mm(1-1/2")	11.5	11	48	48	48.26	50	122.8	31.2	31	109.7	109.8
50mm(2")	11.5	11	60	60	60.33	63	142.7	34.5	34	129	127.5
65mm(2-1/2")	8	11	76	76	73	75	173	41.5	41.5	164.5	180
80mm(3")	8	11	89	89	88.9	90	228	65	65	191	196
100mm(4")	8	11	114	114	114.3	110	256	65.5	65.5	216	218.5



ITEM NO:UCB03

COMPACT BALL VALVE M/M

Specification of material

NO.	PART	MATERIAL	QTY	NO.	PART	MATERIAL	QTY
1	Handle	ABS	1	4	O-Ring	NBR	1
2	Stem	PVC-U	1	5	O-Ring	HDPE	2
3	Seal Seat	PE	1	6	Body	PVC-U	1

COMPACT BALL VALVE M/M

Dimensions

Nom Size	Rc	d1	d	L	I	W	H1	H2
15mm(1/2")	1/2"	14	12	70	17	71	60	45
20mm(3/4")	3/4"	18	16	75	17	71	67	47



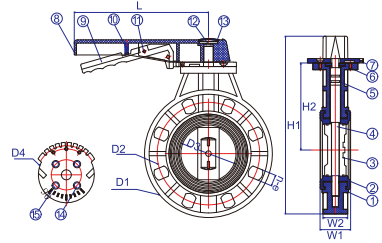
ITEM NO:UTS01

TRUE UNION SPRING CHECK VALVE

Dimensions

Nom Size	NPT Thd./in	BSPT Thd./in	d	JIS d1	BS d1	ANSI d1	DIN d1	D1	D2	I	L
15mm(1/2")	14	14	16.8	22	22	21.34	20	48	27.4	17	87.2
20mm(3/4")	14	14	22	26	26	26.67	25	68	36.2	19.7	114.53
25mm(1")	11.5	11	26.5	32	34	33.4	32	68	42	23	129.5
32mm(1-1/4")	11.5	11	37.1	38	42	42.16	40	95	52.6	27	151.1
40mm(1-1/2")	11.5	11	44.6	48	48	48.26	50	92.8	61.4	32	160.3
50mm(2")	11.5	11	54.8	60	60	60.33	63	114.8	77.6	38	193.2
65mm(2-1/2")	8	11	65	76	76	73	75	148	89.4	45	231.4
80mm(3")	8	11	80	89	89	88.9	90	179	108.5	58	270
100mm(4")	8	11	80	114	114	114.3	110	179	132.5	63.5	281.8

PLASTIC VALVES AND FITTINGS



ITEM NO:UBV01

- END CONNECTOR:FLANGE
- WORKING PRESSURE:200PSI

BUTTERFLY VALVE

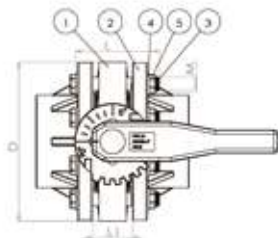
Specification of material

NO.	PART	MATERIAL	QTY	NO.	PART	MATERIAL	QTY
1	Body	PVC	1	9	Small Handle	ABS	1
2	Seat Seal	EPDM,FPM(NBR)	1	10	Spring	SUS304	1
3	Gate	PVC	1	11	Pin	SUS304	1
4	Stem	SUS410	1	12	Bolt	SUS304	1
5	O-Ring	EPDM,FPM(NBR)	2	13	Handle Cap	ABS	1
6	Washer	ABS	1	14	Insered Bolt	SUS304	4
7	Locking Plate	PVC	1	15	Bolt Cap	PVC	4
8	Large Handle	ABS	1				

BUTTERFLY VALVE

Dimensions

Nom Size	D1	DIN D2	JIS D2	ANSI D2	D3	D4	L	H1	H2	W1	W2	DIN n-øe	JIS n-øe	ANSI n-øe
50mm(2")	160.1	120	100	120.4	55.6	99.7	189.7	223.3	98.3	44	32	4-20	4-19	4-19
65mm(2-1/2")	179.8	141.2	140	139.5	68.7	99.7	189.0	247.0	111.6	48.3	32.4	4-18	4-19	4-19
80mm(3")	195.0	156.4	140	139.5	83.9	99.7	238.5	282.6	132.5	51.9	36.3	8-20	4-19	4-19
100mm(4")	228.1	183	150	152.4	103.2	99.7	239.5	319.4	155.4	54.5	44.1	8-20	8-19	8-19
125mm(5")	257	210.9	175	190.5	129.5	139	309.8	368	170.3	66.5	54.6	8-21.5	8-19	8-19
150mm(6")	285.4	238.5	240	241.5	151.1	140.0	309.8	400.8	187.5	73.1	56.4	8-24	8-23	8-22
200mm(8")	342.6	292.4	295	298.5	198.6	140.0	309.8	473.0	230.1	92.0	72.2	8-24	12-23	8-23



ITEM NO:UBV02

- END CONNECTOR:FLANGE
- WORKING PRESSURE:200PSI

BUTTERFLY VALVE WITH FLANGE

Specification of material

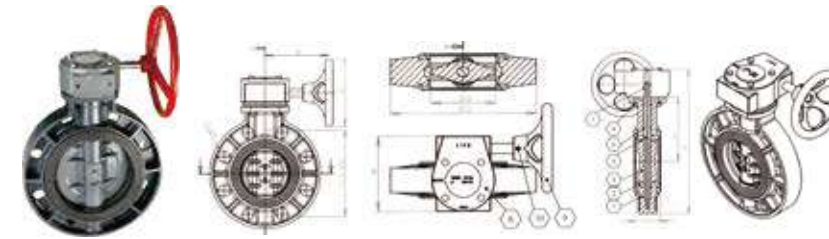
NO.	PART	QTY
1	Butterfly Valve	1
2	Flange	2
3	Bolt	
4	Washer	
5	Nut	

BUTTERFLY VALVE WITH FLANGE

Dimensions

VALVE SIZE DN-INCN	FLANGE	D	L1	BOLT QTY	BOLT M
50x2"	63	160	43	4	M16
65x2-1/2"	75	180	46	4	M16
80x3"	90	196	49	8	M16
100x4"	110	228	54	8	M16
125x5"	125, 140	258	64	8	M16
150x6"	160	287	70	8	M20
200x8"	200, 225	344	88	8	M20
150x10"	250, 280	412	98	12	M20
300x12"	315	460	180	12	M20
350x14"	350	500	88	16	M20
400x16"	400	565	96	16	M24

PLASTIC VALVES AND FITTINGS



ITEM NO:UBV03

- WORKING PRESSURE:200PSI

BUTTERFLY VALVE GEAR TYPE

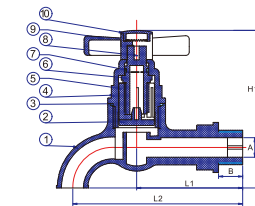
Specification of material

NO.	PART	MATERIAL	QTY	NO.	PART	MATERIAL	Q'TY
1	Body	PVC/CPVC/PPG	1	6	O-Ring	EPDM/FPM	2
2	Seat Seal	EPDM/FPM	1	7	Key	STEEL	1
3	Disc	PVC/CPVC/PPG	1	8	Gear Box	IRON	1
4	Bolt	304	1	9	Hand Wheel	IRON	1
5	Stem	STEEL,304/316	1	10	Pin	STEEL	1

BUTTERFLY VALVE GEAR TYPE

Dimensions

SIZE	"	4"	5"	6"	8"	10"	12"	14"	16"
P.C.D ØD1	DN	100	125	150	200	250	300	350	400
	DIN	180	210	240	295	350	400	460	515
	ANSI	191	216	241	298	362	432	476	540
ØD	JIS	175	210	240	290	355	400	445	510
	Ød1	98	122	146	199	255	302	345	395
	L	54	64	70	88	98	108	88	98
Ø1	L1	145	280	280	280	280	280	380	380
	H1	120	200	200	200	220	220	280	280
H	H	140	168	181	215	260	280	410	490
	M	340	385	417	487	551	595	670	770
N	N	120	180	180	180	180	180	250	250
	N	90	100	100	100	130	130	220	220
N-øe	DIN	8-Ø19	8-Ø19	8-Ø23	8-Ø23	12-Ø25	12-Ø25	16-Ø25	16-Ø27
	ANSI	8-Ø19	8-Ø19	8-Ø23	8-Ø23	12-Ø25	12-Ø25	12-Ø29	16-Ø29
	JIS	8-Ø19	8-Ø19	8-Ø23	8-Ø23	12-Ø25	12-Ø25	16-Ø25	16-Ø27
PN	PSI	150	150	150	150	100	100	60	60
	MPa	1	1	1	1	0.6	0.6	0.4	0.4
Weight	Kg/PC	7.2	1.8	1.9	22	25	29	45	55



ITEM NO:UBC01

- END CONNECTOR:BSPT,NPT,THREAD
- MATERIAL:PVC

BIBCOOK

Specification of material

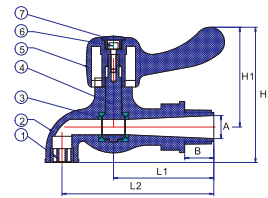
NO.	PART	MATERIAL	QTY
1	Body	PVC	1
2	Seal	TPE	1
3	O-Ring	EPDM,FPM(NBR)	1
4	Surcoat	PVC	1
5	Core Nut	ABS	1
6	Screw	ABS	1
7	Stem O-Ring	EPDM,FPM(NBR)	1
8	Bolt	SUS304	1
9	Handle	PVC	1
10	Handle Cap	PS	1

BIBCOOK

Dimensions

Nom Size	NPT Thd./in	BSPT Thd./in	A	B	L1	L2	H1	H2
15mm (1/2")	14	14	11.6	13.7	61.5	99.5	72.5	95
20mm (3/4")	14	14	11.6	13.7	62.5	99.5	72.5	95

PLASTIC VALVES AND FITTINGS



ITEM NO:UWF01

- END CONNECTOR:BSPT,NPT,THREAD
- MATERIAL:PVC

Specification of material

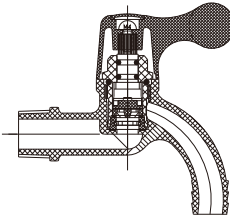
ONE WAY FAUCET

NO.	PART	MATERIAL	QTY
1	Nut	ABS	1
2	Body	PVC	1
3	Seat Seal	TPE	2
4	Ball	PVC	1
5	Handle	PVC	1
6	Union Nut	SS41	1
7	Handle Cap	ABS	1

ONE WAY FAUCET

Dimensions

Nom Size	NPT Thd./in	BSPT Thd./in	A	B	L1	L2	H1	H2
15mm (1/2")	14	14	13.8	17.7	62.5	92.9	56	80
20mm (3/4")	14	14	13.8	17.7	63	92.9	55.6	81.5

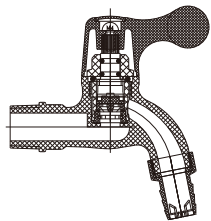


ITEM NO:UWF03

ONE WAY FAUCET TYPE III

Dimensions

Nom Size	A	B	L1	L2	H1	H2
15mm (1/2")	13.5	14	48.9	85.9	58.78	94.68

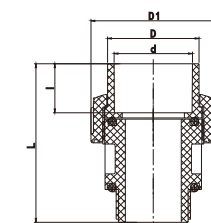


ITEM NO:UWF02

ONE WAY FAUCET TYPE III WITH NOZZLE

Dimensions

Nom Size	A	B	L1	L2	H1	H2
15mm (1/2")	13.5	14	48.9	83.59	58.75	102.47



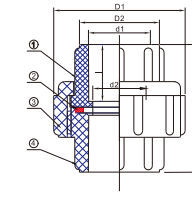
ITEM NO:UU002

MALE UNION

Dimensions

Nom Size	D	D1	d	L	I
20mm	29.5	43	20.3	63.3	17
25mm	37	53	25.3	72.3	14
32mm	43	57	32.4	75.1	23
40mm	55	72	40.4	93.1	33
50mm	58.8	80.1	50.4	102	31.5
50mm×2"	58.8	80.1	50.4	31.5	31.5
63mm	73.7	99.5	63.4	113.5	38

PLASTIC VALVES AND FITTINGS



ITEM NO:UU001

- END CONNECTOR:THREAD SOCKET
- WORKING PRESSURE:150 PSI

UNION

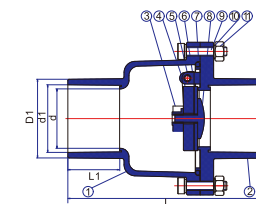
Specification of material

NO.	PART	MATERIAL	QTY
1	End Connector	PVC,CPVC	1
2	O-Ring	EPDM,FPM(NBR)	1
3	Union Nut	PVC,CPVC	1
4	Body	PVC,CPVC	1

UNION

Dimensions

Nom Size	NPT Thd./in	BSPT Thd./in	JIS d1	BS d1	ANSI d1	DIN d1	d2	D2	D1	I	L
15mm (1/2")	14	14	22	22	21.34	20	14	29.20	50.6	20.5	48
20mm (3/4")	14	14	26	26	26.67	25	19	34.5	56.7	22	53.6
25mm (1")	11.5	11	32	34	33.4	32	24	42.6	66.5	28	63
32mm (1-1/4")	11.5	11	38	42	42.16	40	32	52	81	30	72.6
40mm (1-1/2")	11.5	11	48	48	48.26	50	40	59	86.8	34.5	85
50mm (2")	11.5	11	60	60	60.33	63	45	72.1	105.8	40	103
65mm (2-1/2")	8	11	76	76	73.03	75	60	90	129	40	109
80mm (3")	8	11	89	89	88.9	90	80	103.5	145.5	48	125.5
100mm (4")	8	11	114	114	114.3	110	100	132.5	175	60	160
150mm (6")	/	/	/	/	165.2	157.3	153.5	189.8	241.5	76.7	187.4



ITEM NO:USV01

SWING CHECK VALVE

Specification of material

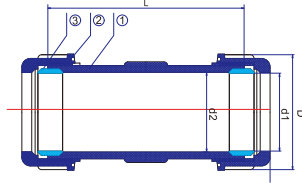
NO.	PART	MATERIAL	QTY
1	Exit Body	PVC	1
2	Entrance Body	PVC	1
3	Gate Nut	PVC	1
4	Disk	PVC	1
5	Pin	SUS304	1
6	Sheet Gasket	EPDM,FPM(NBR)	1
7	O-Ring	EPDM,FPM(NBR)	1
8	Sheet Gasket Holder	PVC	1
9	Bolt	SUS304	see table
10	Washer	SUS304	see table
11	Nut	SUS304	see table

SWING CHECK VALVE

Dimensions

Nom Size	JIS d1	BS d1	ANSI d1	DIN d1	d	D1	L1	L	N-Øe
65mm (2-1/2")	76	76	73.03	75	68.3	89	58.0	226.2	8
80mm (3")	89	89	88.9	90	83	103.6	73.0	264.4	8
100mm (4")	114	114	114.3	110	101	131.6	90.0	358	8
150mm (6")	165.0	166	168.3	160	147	182	113.0	422.4	12
200mm (8")	/	/	/	/	/	182	119.5	424.2	13

PLASTIC VALVES AND FITTINGS



ITEM NO:UCC01

- SPECIFICATION:ASTM D2846 STANDARD
- WORKING PRESSURE:150PSI

COMPRESSION COUPLING

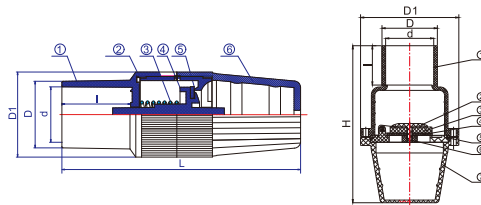
Specification of material

NO.	PART	MATERIAL	QTY
1	Body	PVC	1
2	Union Nut	PVC	2
3	Seat	EPDM,FPM(NBR)	2

COMPRESSION COUPLING

Dimensions

Nom Size	JIS d1	BS d1	ANSI d1	DIN d1	d2	D	L
15mm(1/2")	22	22	21.34	20	23	45.5	110.1
20mm(3/4")	26	26	26.67	25	28	53	110.1
25mm(1")	34	32	33.4	32	36	62.2	120.1
32mm(1-1/4")	42	38	42.16	40	44	69.6	129.2
40mm(1-1/2")	48	48	48.26	50	52	81	136.6
50mm(2")	60	60	60.33	63	64.5	94	159
65mm(2-1/2")	76	76	73.03	75	78	111.5	191.7
80mm(3")	89	89	88.9	90	92.7	127	221.7
100mm(4")	114	114	114.3	110	117.2	156.7	251.7
160mm(6")	/	/	170	/	175	224	293



ITEM NO:UFV01

- END CONNECTOR:THREAD, SOCKET
- MATERIAL:PVC

FOOT VALVE

Specification of material

NO.	PART	MATERIAL	QTY
1	Body	PVC	1
2	Connector	EPDM,FPM(NBR)	1
3	Spring	STAINLESS STEEL	1
4	Gate	PVC	1
5	Seal	EPDM,FPM(NBR)	1
6	Body	PVC	1

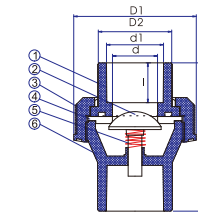
FOOT VALVE

Dimensions

Nom Size	NPT Thd./in	BSPT Thd./in	JIS d	BS d	ANSI d	DIN d	D	D1	I	L
15mm (1/2")	14	14	22	22	21.34	20	31.0	43.7	31.0	137
20mm (3/4")	14	14	26	26	26.67	25	35.5	43.7	32.5	141.0
25mm (1")	11.5	11	32	34	33.4	32	41.9	43.7	32.8	141.0
32mm (1-1/4")	11.5	11	38	42	42.16	40	51.0	78	35.0	195.3
40mm (1-1/2")	11.5	11	48	48	48.26	50	60.3	78	56.2	217.4
50mm (2")	11.5	11	60	60	60.33	63	72.5	78	57.0	217.4
75mm (2-1/2")	8	11	76	76	73.03	75	90	171.6	73.5	293.4
90mm (3")	8	11	89	89	88.9	90	76.4	183.8	58.2	252
110mm (4")	8	11	114	114	114.3	110	115	216	91	360
125mm	/	/	/	/	/	125.6	142.4	232.6	95	386.47
140mm	/	/	/	/	/	140.6	159	246.5	105	430
160mm (6")	8	11	165	168.3	168.3	160	161	291	120	500



PLASTIC VALVES AND FITTINGS



ITEM NO:USU02

- SPECIFICATION:Schedule 40

SINGLE UNION SPRING CHECK VALVE

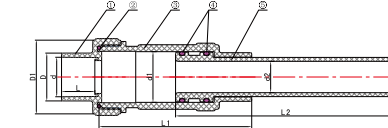
Specification of material

NO.	PART	MATERIAL	QTY
1	Union Connector	PVC	1
2	Gate	PVC	1
3	Union Nut	PVC	1
4	Space Seal	EPDM,FPM(NBR)	1
5	Spring	STAINLESS STEEL	1
6	Body	PVC	1

SINGLE UNION SPRING CHECK VALVE

Dimensions

Nom Size	NPT Thd./in	BSPT Thd./in	JIS d1	BS d1	ANSI d1	DIN d1	d	D2	D1	I	L
15mm(1/2")	14	14	22	22	21.34	20	16	27.5	51.3	20.5	80
20mm(3/4")	14	14	26	26	26.67	25	19	35.5	65.5	22	86.5
25mm(1")	11.5	11	32	34	33.4	32	24	41.5	73.7	28.0	96
32mm(1-1/4")	11.5	11	38	42	42.16	40	32	51.6	86.8	30.2	105
40mm(1-1/2")	11.5	11	48	48	48.26	50	40	60.9	102	34.7	115.5
50mm(2")	11.5	11	60	60	60.33	63	49.8	75	119.8	40	141



ITEM NO:UCC03

EXPANSION COUPLING

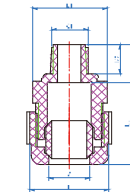
Specification of material

NO.	PART	MATERIAL	QTY
1	Union Nut	PVC-U	1
2	Union Nut Seal	NBR	1
3	Body	PVC-U	1
4	Core Seal	NBR	2
5	Core	PVC-U	1

EXPANSION COUPLING

Dimensions

Nom Size	D1	D	d	d1	d2	d3	L	L1	L2
15mm (1/2")	45	27.6	21.34	27.9	16.5	21.4	23.3	95	135
20mm (3/4")	51.4	33.2	26.67	33.6	21.1	26.7	25.3	110.7	159
25mm (1")	63	40.8	33.4	43.2	26.7	33.4	28.4	130.5	187.7
32mm (1-1/4")	73.2	50	42.16	51.3	34.8	42.2	31.5	149	209.5
40mm (1-1/2")	79.8	56.6	48.26	57.6	42.2	48.3	33.3	170	233.5
50mm (2")	92	69	60.33	70.3	52.2	60.3	34.8	181	244.5
2-1/2"	105	85.5	73.4	79.8	62.3	73	46	108.38	270
3"	123.8	103	89.28	98	76.6	88.9	48.8	103.2	289.3
4"	154	129	114.68	121.6	101.1	114.3	55	107.98	316

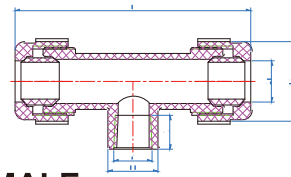


ITEM NO:UCC04

ADAPTER, MALE X COMPRESSION

Nom Size	D	d	D1	d1	L	L1	L2
1/2"	44	23	41.8	20.69	67.32	46.32	16.5
3/4"	50.4	28.8	45.26	26.01	69.39	47.09	17
1"	56.7	34.4	50	32.59	77.11	52.11	20.5
1-1/4"	68	43.8	60	41.32	81.13	53.83	22
1-1/2"	75	50.5	68	47.38	85.48	57.98	22.5
2"	89	61.3	87.13	59.4	91.98	61.48	22.5

PLASTIC VALVES AND FITTINGS

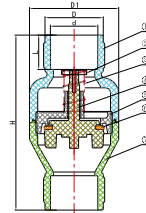


ITEM NO:UCC05



TEE, COMPRESSION X FEMALE

Nom Size	D	d	D1	L	L1	L2
1/2"	132.11	1/2"	28.3	19	23	44
3/4"	138.86	3/4"	34	20	28.8	50.4
1"	150.55	1"	40.6	23	34.4	56.7
1-1/4"	160.72	1-1/4"	50	25	43.8	68
1-1/2"	174.61	1-1/2"	56.5	21.5	50.5	75
2"	191.88	2"	69.5	31.5	61.3	89
3/4"x1/2"	138.86	1/2"	28.3	19	28.8	50.4



ITEM NO:UCV01

SPRING CHECK VALVE II

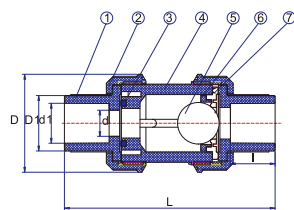
Specification of material

NO.	PART	MATERIAL	QTY
1	Exit body	PVC-U	1
2	Stainless Plug	STAINLESS STEEL	1
3	Spring	STAINLESS STEEL	1
4	Core	PVC-U	1
5	Core frame	PVC-U	1
6	O-Ring	NBR	1
7	Entrance body	PVC-U	1

SPRING CHECK VALVE II

Dimensions

Nom Size	D1	D	BS (d)	ANSI (d)	DIN(d)	L	H
15mm (1/2")	45.2	30.5	22	21.34	20	23	103
20mm (3/4")	45.2	35.5	26	26.67	25	27	113.6
25mm (1")	57.5	43	34	33.4	32	28	142
32mm (1-1/4")	79.6	52	42	42.16	40	30.6	156
40mm (1-1/2")	79.8	60.2	48	48.26	50	36	167.4
50mm (2")	103.6	72	60	60.33	63	40.6	194.8



ITEM NO:UBC02

BALL CHECK VALVE

Specification of material

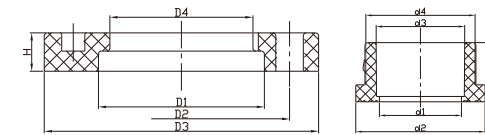
NO.	PART	MATERIAL	QTY
1	End Connector	PVC	2
2	Union Nut	PVC	2
3	Stem O-Ring	EPDM,FPM(NBR)	1
4	Body	PVC	1
5	Ball	PVC	1
6	Gland	PVC	1
7	Seat	EPDM,FPM(NBR)	1

BALL CHECK VALVE

Dimensions

Nom Size	NPT Thd./in	BSPT Thd./in	JIS d1	BS d1	ANSI d1	DIN d1	d	D1	D	I	L
15mm (1/2")	14	14	22	22	21.34	20	15	27.5	51.3	20.5	105
20mm (3/4")	14	14	26	26	26.67	25	19.5	35.0	65.5	25	116.5
25mm (1")	11.5	11	32	34	33.4	32	25	41.6	73.7	28	130.5
32mm (1-1/4")	11.5	11	38	42	42.16	40	32	51.6	86.8	29.5	148.5
40mm (1-1/2")	11.5	11	48	48	48.26	50	40	60.9	102	34	168.5
50mm (2")	11.5	11	60	60	60.33	63	50	75	119.8	40	189

PLASTIC VALVES AND FITTINGS



ITEM NO:UVF01

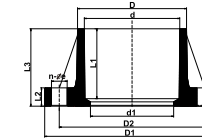
MATERIAL : PVC



VAN STONE FLANGE

Dimensions

Nom Size	d1	d2	d3	d4	h	D1	D2	D3	D4	H
2"	51	91.8	60.33	74.6	43.5	92.5	120	152.4	77.6	20.5
2-1/2"	68	107.2	73.03	90.6	49	107.6	140	177.6	92.6	24.8
3"	77.2	119.9	88.9	107	54.9	121.6	152.8	191.4	109.4	26.4
4"	102.4	152.5	114.3	131.8	64.8	153	191	229.7	134	28.5
6"	156	206	168.3	189.2	85	207.5	241	284	192.5	32
8"	204.2	260	219.08	237	119	261	296	342.2	239	36.2
10"	266.3	338	273.05	305.9	135	308	362	407	/	34.5
12"	316.4	394	323.85	361.5	162	363.5	432	484	/	36.5
125mm	126.6	142.4	125	168.4	74	250	145.55	/	/	22
140mm	132	140.6	140	/	81	181	159	251	/	25.5
225mm	200	274	225	247.5	118	126	250	294.5	339	32
250mm	242	327	250	282	133	140	284	350	399.7	34.5
315mm	299	377	315	345	165.5	174	347.5	402.5	450.8	36.5

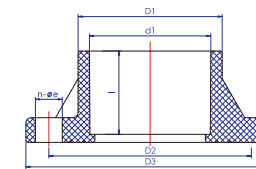


ITEM NO:UTF02

JIS FLANGE

Dimensions

Nom Size	D	d ANSI	d DIN	d JIS	d BS	D1	D2	d1	L1	L2	L3	n-øe
3/4"	35.3	26.67	25	26	26	100	75	22	35	15	40	4-ø15
1"	43	33.4	32	32	34	125	89	25	40	15	46	4-ø19
1-1/4"	49	42.16	40	38	42	135	100	30	44	16	50.5	4-ø19
1-1/2"	60.5	48.26	50	48	48	140	105	41	55	16	61.5	4-ø19
2"	73.5	60.33	63	60	60	155	120	52	63	20	71	4-ø19
2-1/2"	90.5	73.03	75	76	76	175	140	67	61	22	70	4-ø19
3"	105.5	88.9	90	89	89	185	150	78	64	22	73	8-ø19
1/2"x1/2"	131	114.3	110	114	114	210	175	100	83.5	22	95	8-ø19



ITEM NO:UTF01

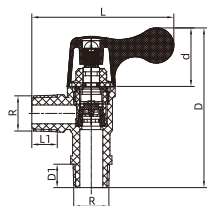
235PSI MAXIMUM INTERNAL PRESSURE RATING @73°F
MATERIAL : PVC



TS FLANGE

Dimensions

Nom Size	D1	D2	D3	d1 DIN	d1 ANSI	d1 JIS	d1 BS	I	n-øe
1/2"	30	60.5	89	20	21.34	22	22	22	4-16
3/4"	34	70.5	98	25	26.67	26	26	23.5	4-16
1"	42.5	79.5	108	32	33.4	32	34	25.5	4-16
1-1/4"	52	89.5	118	40	42.16	38	42	32	4-16
1-1/2"	61.5	98.5	127	50	48.26	48	48	32.5	4-19
2"	76	120.5	151.5	63	60.33	60	60	35.8	4-19
2-1/2"	89.5	139.5	177.3	75	73.03	76	76	41	4-19
3"	107.5	152.5	191	90	88.9	89	89	48.5	4-19
4"	130.5	190.5	228.5	110	114.3	114	114	58.5	8-19
5"	165	210	250	140	141.3	140	140.8	104	8-23
6"	188	240	280	160	168.3	165	168.3	132	8-23
8"	238	296	330	200	219.1	216	219.1	136	12-23
10"	/	/	/	/	/	/	/	/	/
125mm	141.6	216	255	/	/	/	/	69	8

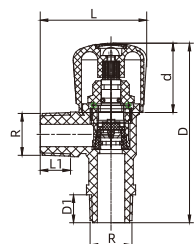


ITEM NO: UWF06

PVC ANGLE VALVE

Dimensions

Nom Size	d	D	D1	L	L1	R
1/2"	34	92.8	13.6	82.6	14.8	1/2

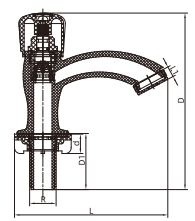


ITEM NO: UWF07

PVC ANGLE VALVE

Dimensions

Nom Size	d	D	D1	L	L1	R
1/2"	33.8	87.6	13.6	52	14.8	1/2

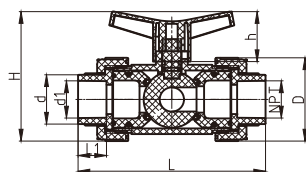


ITEM NO: UWF08

PVC FAUCET TAP

Dimensions

Nom Size	d	D	D1	L	L1	R
1/2"	15	136.6	43.4	118.8	8.4	1/2

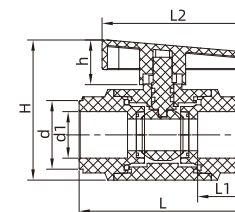


ITEM NO: UTV01

3-WAYS BALL VALVE

Dimensions

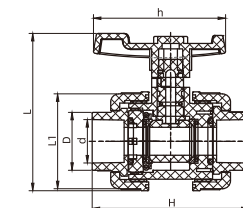
Nom Size	d	d1	D	L	L1	H	h	NPT
25	33.6	25.3	56.7	127.8	19.4	88.2	34	3/4"
32	41.5	32.4	67	146.8	22	102.8	37.31	1"
40	51.8	40.4	80.8	172	26.2	114.8	38.6	1-1/4"
50	62.7	50.5	102.4	208	32.4	148.4	49.2	1-1/2"



ITEM NO: UCB07

PVC THREE PCS BALL VALVE

Nom Size	d	d1	L	L1	L2	H	h
1/2"	32	21.7	77.9	22.6	70	65.3	20.8
3/4"	36	26.9	106.2	31.2	80	76	24.2
1"	43	33.6	116.5	35	90	83.4	23.9
1-1/4"	53	40.4	127	35	100.2	101.4	29.2
1-1/2"	61.7	50.41	132.4	35.5	130.3	119.5	33.8
2"	74.7	63.4	147.8	37.8	130.3	135.9	33.8

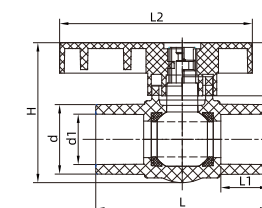


ITEM NO: UTB04

II PVC TRUE UNION BALL VALVE

Dimensions

Nom Size	NPT Thd./in	BSPT Thd./in	JIS d1	BS d1	ANSI d1	DIN d1	D	d	L	L1	H	h
15mm(1/2")	14	14	22	22	21.34	20	29	21.7	78.8	47.5	78.6	66.2
20mm(3/4")	14	14	26	26	26.67	25	35	27.2	88.8	58.1	88.4	76.2
25mm(1")	11.5	11	32	34	33.4	32	42.9	32.4	100.6	65.5	101.6	86.8
32mm(1-1/4")	11.5	11	38	42	42.16	40	52	40.4	127.2	80	128.2	109.9
40mm(1-1/2")	11.5	11	48	48	48.26	50	62	48	136.1	91.1	142.2	136.1
50mm(2")	11.5	11	60	60	60.33	63	75.7	60.5	160.6	112.1	168.5	144.9
65mm(2-1/2")	8	11	76	76	73.03	75	87.7	75.5	200	135.6	217	181.7
80mm(3")	8	11	89	89	88.9	90	105.7	90.5	228.3	163	242	207.3
100mm(4")	8	11	114	114	114.3	110	75.7	60.5	160.6	112.1	168.5	144.9

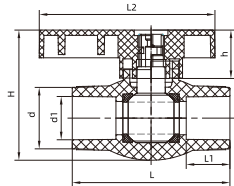


ITEM NO: UCB08

PVC OCTAGONAL COMPACT BALL VALVES

Nom Size	d	d1	L	L1	L2	H	h
1/2"	29.7	21.5	74	20.5	82.5	59.8	22.7
3/4"	36.2	26.9	78	21	89.5	71.6	27.1
1"	42.4	33.7	88	22	102.9	82.9	28.5
1-1/4"	53	42.5	105	26	123	97.6	30.9
1-1/2"	60	48.6	124	32	148	108	32.5
2"	74	60.5	143	37	148	129.8	40

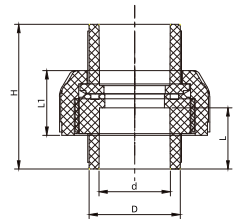
PLASTIC VALVES AND FITTINGS



ITEM NO: UCB02

LUXURY COMPACT BALL VALVE

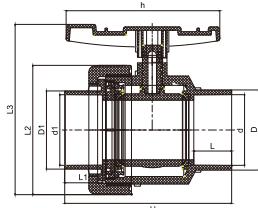
Nom Size	d	d1	L	L1	L2	H	h
1/2"	28.8	20.3	74	20.5	82.5	61.1	22.7
3/4"	35	25.3	78	21	89.5	72	27.1
1"	42.5	33.6	88	22	102.9	92.2	28.5
1-1/4"	53	40	105	26	123	97.3	30.9
1-1/2"	61	50	124	32	148	109.1	32.5
2"	74	63.5	143	37	148	130.8	40



ITEM NO: US4U001

PVC SCH40 UNION


Nom Size	d	D	L	L1	H
1/2"	21.54	27.54	18.5	19.5	43.7
3/4"	26.87	33.47	19.5	20	46.2
1"	33.65	40.8	23.5	20.8	54.7
1-1/4"	42.5	50.1	25	23.1	58
1-1/2"	48.55	56.56	29	23.2	68.9
2"	60.63	69	30.5	27.4	71.4



ITEM NO: USU05

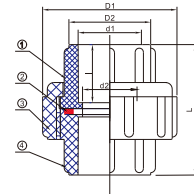
II SINGLE UNION BALL VALVE

Nom Size	d	D	d1	D1	L	L1	L2	L3	h	H
1/2"	21.7	29	21.22	29	18	16	49.5	78.75	66.2	73.2
3/4"	27.2	35	27.2	35	19	16.9	59.1	88.8	76.2	83.2
1"	34.4	42.9	32.4	42.9	23	22	68	100.6	86.9	96.3
1-1/4"	42.6	52	40.4	52	26.5	26	83.2	127.2	109.9	120.8
1-1/2"	50.5	60.9	48	62	31.5	31	94	136.2	118.2	135
2"	60.8	75.7	60.5	75.7	38	37.5	115.2	160.6	145	164
2-1/2"	73.4	85.6	75.5	87.7	46.8	45	130	184.9	176.8	194.6
3"	89.3	104.5	90.5	104.7	51.5	51.4	168	228.4	208	225.8
4"	114.8	130.2	115.76	127	61.5	61.3	210	276.6	249.8	271.3



CPVC VALVES

VALVE



ITEM NO:CU001

- END CONNECTOR:THREAD,SOCKET
- WORKING PRESSURE:150PSI



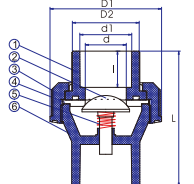
Specification of material

NO.	PART	MATERIAL	QTY
1	End Connector	CPVC	1
2	O-Ring	EPDM	1
3	Union Nut	CPVC	1
4	Body	CPVC	1

UNION

Dimensions

Nom Size	NPT Thd./in	BSPT Thd./in	JIS d1	BS d1	ANSI d1	DIN d1	d2	D2	D1	I	L
15mm(1/2")	14	14	22	22	21.34	20	14	29.2	50.6	20.5	48
20mm(3/4")	14	14	26	26	26.67	25	19	34.5	56.7	22	53.6
25mm(1")	11.5	11	32	34	33.4	32	24	42.6	66.5	28	63
32mm(1-1/4")	11.5	11	38	42	42.16	40	32	52	81	30	72.6
40mm(1-1/2")	11.5	11	48	48	48.26	50	40	59	86.8	34.5	85
50mm(2")	11.5	11	60	60	60.33	63	45	72.1	105.8	40	103
65mm(2-1/2")	8	11	76	76	73.03	75	60	90	129	40	109
80mm(3")	8	11	89	89	88.9	90	80	103.5	145.5	48	125.5
100mm(4")	8	11	114	114	114.3	110	100	132.5	175	60	160



ITEM NO:CSU02

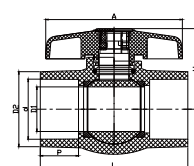
Specification of material

NO.	PART	MATERIAL	QTY
1	Union Connector	CPVC	1
2	Gate	CPVC	1
3	Union Nut	CPVC	1
4	Space Seal	EPDM	1
5	Spring	STAINLESS STEEL	1
6	Body	CPVC	1

SINGLE UNION SPRING CHECK VALVE

Dimensions

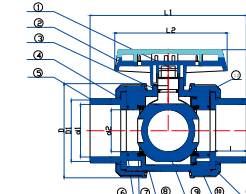
Nom Size	NPT Thd./in	BSPT Thd./in	JIS d1	BS d1	ANSI d1	DIN d1	d	D2	D1	I	L
15mm(1/2")	14	14	22	22	21.34	20	16	27.5	51.3	20.5	80
20mm(3/4")	14	14	26	26	26.67	25	19	35.5	65.5	22	86.5
25mm(1")	11.5	11	32	34	33.4	32	24	41.5	73.7	28.0	96
32mm(1-1/4")	11.5	11	38	42	42.16	40	32	51.6	86.8	30.0	105
40mm(1-1/2")	11.5	11	48	48	48.26	50	40	60.9	102	34.7	115.5
50mm(2")	11.5	11	60	60	60.33	63	49.8	75	119.8	40	141



ITEM NO:CCV01

Dimensions

Nom Size	d	D1	D2	P	L	H	A
15mm(1/2")	21.54	15	32.1	21.6	80	44.9	68.5
20mm(3/4")	26.9	20	38.5	25	93.3	52	80.5
25mm(1")	33.7	24	47	29	106.3	65	100
32mm(1-1/4")	42.4	30	54	32	121.3	70	108
40mm(1-1/2")	48.56	33.8	62	35.4	133.3	73.5	108
50mm(2")	60.5	45	75.7	38.6	149	81	138



ITEM NO:CTB01

- END CONNECTOR:THREAD,SOCKET,FLANGE
- WORKING PRESSURE:150PSI

TRUE UNION BALL VALVE

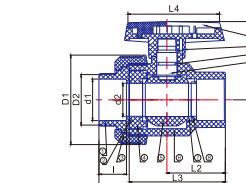
Specification of material

NO.	PART	MATERIAL	QTY	NO.	PART	MATERIAL	QTY
1	Stem	CPVC	1	7	O-Ring	EPDM	2
2	Handle	ABS	1	8	Body	CPVC	1
3	Stem O-Ring	EPDM	2	9	Ball	CPVC	1
4	Union Nut	CPVC	2	10	Seat Seal	PTFE	2
5	End Connector	CPVC	2	11	Seat Carrier	CPVC	1
6	Body O-Ring	EPDM	2	12	Carrier O-Ring	EPDM	1

TRUE UNION BALL VALVE

Dimensions

Nom Size	NPT Thd./in	BSPT Thd./in	JIS d1	BS d1	ANSI d1	DIN d1	d2	D1	D	I	L1	L2	H
15mm(1/2")	14	14	22	22	21.34	20	14	27.6	51.2	20.6	112.5	65	50.5
20mm(3/4")	14	14	26	26	26.67	25	18.7	35.6	65.5	24.6	130.2	75	58.5
25mm(1")	11.5	11	32	34	33.4	32	24	41.6	73.7	28	142.5	85	65.7
32mm(1-1/4")	11.5	11	38	42	42.16	40	32	52	86.6	31	161	97	76.5
40mm(1-1/2")	11.5	11	48	48	48.26	50	40	59.5	102	31.5	166.5	110	86
50mm(2")	11.5	11	60	60	60.33	63	50	75	120	40	214	133.5	101.5
65mm(2-1/2")	8	11	76	76	73.03	75	60	87.5	135	40	228	161	112.5
80mm(3")	8	11	89	89	88.9	90	79	107.5	188	48	269	200	160.5
100mm(4")	8	11	114	114	114.3	110	99	132	216	56	309	240	173.5



ITEM NO:CSU01

- END CONNECTOR:THREAD,SOCKET,FLANGE
- WORKING PRESSURE:150PSI

SINGLE UNION BALL VALVE

Specification of material

NO.	PART	MATERIAL	QTY	NO.	PART	MATERIAL	QTY
1	End Connector	CPVC	1	7	Seat Seal	PTFE	2
2	Carrier O-Ring	EPDM	1	8	O-Ring	EPDM	2
3	Union Nut	CPVC	1	9	Stem	CPVC	1
4	Seal Carrier	CPVC	1	10	Stem O-Ring	EPDM	2
5	Ball	CPVC	1	11	Handle	ABS	1
6	Body	CPVC	1				

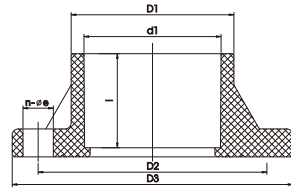
SINGLE UNION BALL VALVE

Dimensions

Nom Size	NPT Thd./in	BSPT Thd./in	JIS d1	BS d1	ANSI d1	DIN d1	d2	D2	D1	I	L1	L2	L3	L4	H
15mm(1/2")	14	14	22	22	21.34	20	14	27.6	51.3	20.6	95.8	25.3	67.3	65	49.5
20mm(3/4")	14	14	26	26	26.67	25	18.7	35.2	65.5	25	111.4	32.4	78.3	74.9	56.5
25mm(1")	11.5	11	32	34	33.4	32	24	41.6	73.7	27.9	121.5	49.5	85.9	85	65
32mm(1-1/4")	11.5	11	38	42	42.16	40	32	49	86.6	27	130	57	99	97.1	76.5
40mm(1-1/2")	11.5	11	48	48	48.26	50	40	60.8	102	34.5	157.5	69	113.5	109.7	86.5
50mm(2")	11.5	11	60	60	60.33	63	50	74.5	120	40	190	81	136.5	190.0	102
65mm(2-1/2")	8	11	76	76	73.03	75	60	89	135	40	210	95.9	156	161	113.5
80mm(3")	8	11	89	89	88.9	90	79	107.5	188	48	254.6	120.9	196.5	199.4	161.5
100mm(4")	8	11	114	114	114.3	110	99	132	215.5	56	294	140.7	225	240	174

CPVC VALVES AND FITTINGS

ASTM F1970

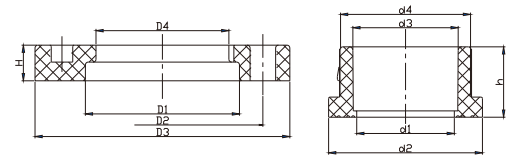


ITEM NO:CTF01

- 235PSI MAXIMUM INTERNAL PRESSURE RATING@73°F
- MATERIAL : CPVC

TS FLANGE

Nom Size	Dimensions								
	D1	D2	D3	d1 DIN	d1 ANSI	d1 JIS	d1 BS	I	n-Øe
1/2"	30	60.5	89	20	21.34	22	22	22	4-16
3/4"	34	70.5	98	25	26.67	26	26	23.5	4-16
1"	42.5	79.5	108	32	33.4	32	34	25.5	4-16
1-1/4"	52	89.5	118	40	42.16	38	42	32	4-16
1-1/2"	61.5	98.5	127	50	48.26	48	48	32.5	4-19
2"	76	120.5	151.5	63	60.33	60	60	35.8	4-19
2-1/2"	89.5	139.5	177.3	75	70.03	76	76	41	4-19
3"	107.5	152.5	191	90	88.9	89	89	48.5	4-19
4"	130.5	190.5	228.5	110	114.3	114	114	58.5	8-19

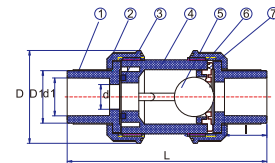


ITEM NO:CVF01

- MATERIAL:CPVC

VAN STONE FLANGE

Nom Size	Dimensions									
	d1	d2	d3	d4	h	D1	D2	D3	D4	H
2"	51	91.8	58	74.6	43.5	92.5	120	152.4	77.6	20.5
2-1/2"	68	107.2	73.4	90.6	49	107.6	140	177.6	92.6	24.8
3"	77.2	119.9	89.4	107	54.9	120.6	152.5	191.4	109.4	26.4
4"	102.4	152.5	110.4	131.8	64.8	153	191	229.7	134	28.5




ITEM NO:CBC02

BALL CHECK VALVE

				Specification of material			
NO.	PART	MATERIAL	QTY	NO.	PART	MATERIAL	QTY
1	End Connector	CPVC	2	5	Ball	CPVC	1
2	Union Nut	CPVC	2	6	Gland	CPVC	1
3	Stem O-Ring	EPDM	1	7	Seat	EPDM	1
4	Body	CPVC	1				

BALL CHECK VALVE


Nom Size	Dimensions										
	NPT Thd./in	BSPT Thd./in	JIS d1	BS d1	ANSI d1	DIN d1	d	D1	D	I	L
15mm(1/2")	14	14	22	22	21.34	20	15	27.5	51.3	20.5	105
20mm(3/4")	14	14	26	26	26.67	25	19.5	35.0	65.5	25	116.5
25mm(1")	11.5	11	32	34	33.4	32	25	41.6	73.7	28	130.5
32mm(1-1/4")	11.5	11	38	42	42.16	40	32	51.6	86.8	29.5	148.5
40mm(1-1/2")	11.5	11	48	48	48.26	50	40	60.9	102	34	168.5
50mm(2")	11.5	11	60	60	60.33	63	50	75	119.8	40	189



PVC PRESSURE PIPES & FITTINGS

(ISO1452 PN10)

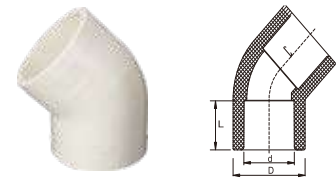
PRESSURE



ITEM NO:US001

● PRESSURE PIPES PN10

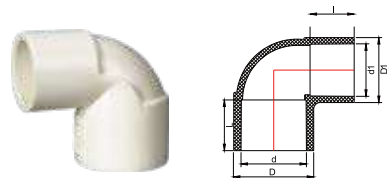
Size	Nom	Quarter Dia	Wall Thickness
40	40	40	2.0
50	50	50	2.4
63	63	63	3.0
75	75	75	3.6
90	90	90	4.3
110	110	110	4.8
160	160	160	7.6
200	200	200	8.7



ITEM NO:USE01

● 45° ELBOW

Size	Nom	D	d	L
20	25	25	20	17
25	30.8	30.8	25	19.5
32	38.3	38.3	32	23
40	47.9	47.9	40	28.5
50	58.3	58.3	50	33.5
63	72.9	72.9	63	40
75	87.6	87.6	75	44
90	105.4	105.4	90	51
110	126.4	126.4	110	61
125	142.4	142.4	125	69
140	159	159	140	76.5
160	180.6	180.6	160	86.5
180	196.6	196.6	180	96
200	225.6	225.6	200	106
225	245	245	225	119
250	274.6	274.6	250	131
280	306	306	280	147
315	343	343	315	164
355	385	385	355	184
400	431	431	400	206



ITEM NO:USE07

● REDUCING ELBOW

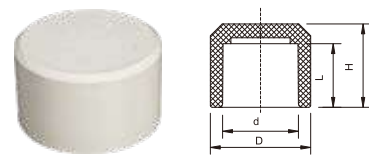
Size	Nom	D	d	L	D1	d1	I
25x20		30.9	25	20	25	20	20



ITEM NO:USE02

● 90° ELBOW

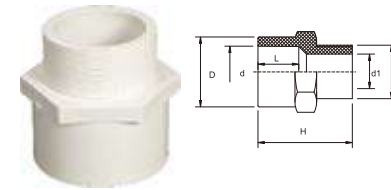
Nom Size	D	d	L
20	25	20	17
25	30.8	25	19.5
32	38.3	32	23
40	47.9	40	28.5
50	58.3	50	33.5
63	72.9	63	40
75	87.6	75	44
90	105.4	90	51
110	126.4	100	61
125	142.4	125	69
140	159	140	76.5
160	180.6	160	86.5
180	196.6	180	96
200	225.6	200	107
225	245	225	119
250	274.6	250	131
280	306	280	147
315	343	315	164
355	385	355	184
400	431	400	206



ITEM NO:US016

● END CAP

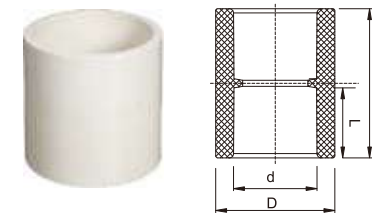
Nom Size	D	d	L	H
20	26.2	20	19	24
25	31.2	25	21.5	27
32	38.5	32	29.5	31
40	47.4	40	28.2	35
50	58.5	50	33	40
63	72.4	63	40	47
75	88.2	75	46	53.6
90	105.4	90	51	63.3
110	126.3	110	59.5	74.1
125	142.4	125	69	83.2
140	159	140	76.5	92.6
160	180.6	160	86.5	104.6
180	196.6	180	96	134.5
200	225.6	200	107	129.3
225	245	225	119	162.5
250	274.6	250	131	183
315	343	315	164	228
355	385	355	184	268
400	431	400	206	297



ITEM NO:US012

● MALE ADAPTOR(NPT/BSPT)

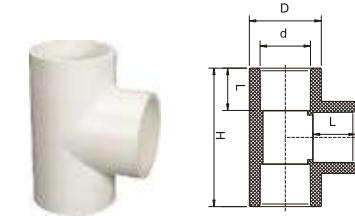
Nom Size	D	d	G	L	H	d1
20	27.4	20	1/2"	16	37	14
25	33.2	25	3/4"	19	43	18.5
32	40.6	32	1"	23	50.7	25
40	49.3	40	1-1/4"	26	58	32
50	60.3	50	1-1/2"	31.5	61	36
63	85.8	63	2"	38	73	47
75	89	75	2-1/2"	44	90	60
90	105.4	90	3"	51	108	69.2
110	130	110	4"	61.5	119	92
(BSPT)160	180.6	180.7	6"	83	150	137



ITEM NO:US003

● COUPLING

Nom Size	D	d	L	H
20	25	20	17	36
25	30.8	25	19.5	41
32	38.3	32	23	48
40	47.9	40	28.5	60
50	58.3	50	33.5	70
63	72.9	63	40	83
75	87.6	75	44	90
90	105.4	90	51	106
110	126.4	110	61	126
125	142.4	125	69	144
140	159	140	76.5	161
160	180.6	160	86	180
180	196.6	180	96	198
200	225.6	200	107	222
225	245	225	119	252
250	274.6	250	131	269
280	306	280	147	304
315	343	315	164	344
355	385	355	184	378
400	431	400	206	419



ITEM NO:UST01

● STRAIGHT TEE

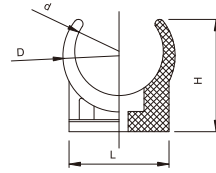
Nom Size	D	d	L	H
20	31.2	20	17	57
25	30.8	25	19.5	67
32	38.3	32	23	81
40	47.9	40	28.5	102
50	58.3	50	33.5	123
63	72.9	63	40	148
75	87.6	75	44	166
90	105.4	90	51	196
110	126.4	110	61	236.4
125	142.4	125	69	268
140	159	140	76.5	298
160	180.6	160	86	338
180	196.6	180	96	377
200	225.6	200	107	434
225	245	225	119	468
250	274.6	250	131	518
280	306	280	147	592
315	343	315	164	651
355	385	355	184	739
400	431	400	186	792



ITEM NO:US011

● FEMALE ADAPTOR(NPT/BSPT)

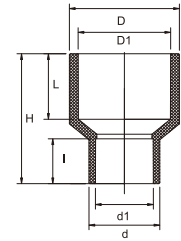
Nom Size	D	d	G	L	H	d1
20	27.4	20	1/2"	16	32	31.6
25	33.2	25	3/4"	19	38	38.3
25x1/2"	32.5	25.3	1/2"	28.4	19	36
32	40.6	32	1"	22	44.7	47.5
40	49.3	40	1-1/4"	26	53	56.9
50	60.3	50	1-1/2"	31.5	55.2	69.6
63	85.8	63	2"	38	69	85.8
75	89	75	2-1/2"	44	84	89
90	105.4	90	3"	51	97	105.4
110	130	110	4"	61.5	114	130



ITEM NO:US007

PIPE BRACKET

Nom Size	D	d	L	H
20	24.7	19.5	24.7	24.7
25	32.8	24.5	29.4	28.7
32	40.5	31.5	37	32.5
40	50	39.5	39.6	40.5
50	61.2	49.5	44	49.5
63	77	62.5	60	59

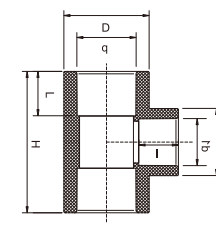


ITEM NO:US004

REDUCING COUPLING

Nom Size	D	D1	L	d	d1	I	H
25×20	30.8	25	19.5	25	20	17	43
32×20	38.3	32	23	25	20	17	48
32×25	38.3	32	23	30.8	25	19.5	50.5
40×20	47.9	40	28.5	25	20	17	54.5
40×25	47.9	40	28.5	30.8	25	19.5	56.5
40×32	47.9	40	28.5	38.3	32	23	60
50×20	58.3	50	33.5	25	20	17	62
50×25	58.3	50	33.5	30.8	25	19.5	63.8
50×32	58.3	50	33.5	38.3	32	23	68
50×40	58.3	50	33.5	47.9	40	28.5	72
63×25	72.9	63	40	30.8	25	19.5	75
63×32	72.9	63	40	38.3	32	23	79
63×40	72.9	63	40	47.9	40	28.5	83
63×50	72.9	63	40	58.3	50	33.5	88
75×32	82.4	75	44	37.6	32	22	95
75×40	87.6	75	44	47.9	40	28.5	91.5
75×50	87.6	75	44	58.3	50	33.5	96
75×63	87.6	75	44	72.9	63	40	101
90×40	105.4	90	51	47.9	40	28.5	103
90×50	105.4	90	51	58.3	50	33.5	106.5
90×63	105.4	90	51	72.9	63	40	114
90×75	105.4	90	51	87.6	75.4	44	119.5
110×63	126.4	110	61.5	72.9	63.3	40	129
110×75	126.4	110	61.5	87.6	75.4	44	133
110×90	126.4	110	61	105.4	90	51	139
125×75	136	125	70	82.4	75	44	144
125×90	136	125	70	98.8	90	51	145
125×110	136	125	70	120	110	61	148
140×90	152.4	140	76	98.8	90	51	159

Nom Size	D	D1	L	d	d1	I	H
140×110	152.4	140	76	120	110	61	162
160×90	174	160	86	98.8	90	51	179
160×110	180.6	160	86.5	126.4	110	61	190
160×125	174	160	86	136	125	70	180
160×140	174	160	86	152.4	140	76	182
180×160	196.6	180	96	174	160	86	198
200×110	217.6	200	106	120	110	61	220
200×160	225.6	200	107	180.6	160	86.5	238.5
200×180	217.6	200	106	196.6	180	96	219
225×110	245	225	120	120	110	61	221
225×160	245	225	120	174	160	86	234
225×200	245	225	119	217.6	200	106	243
250×110	274.6	250	131	120	110	61	271
250×160	274.6	250	131	174	160	86	271
250×200	274.6	250	131	217.6	200	106	271
250×225	274.6	250	131	245	225	119	270
280×250	306	280	147	274.6	250	132	301
315×110	343	315	164.5	120	110	61	336
315×160	343	315	164.5	174	160	86	336
315×200	343	315	164.5	217.6	200	106	336
315×250	343	315	164.5	274.6	250	131	336
315×280	343	315	164.5	306	280	147	338
355×200	385	355	184	217.6	200	106	379
355×315	385	355	184	343	315	164	380
400×200	431	400	206	217.6	200	106	422
400×250	431	400	206	274.6	250	131	422
400×315	431	400	206	343	315	164	422
400×355	431	400	206	385	355	184	420

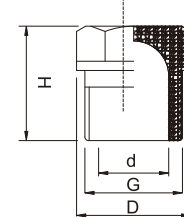


ITEM NO:UST02

REDUCING TEE

Nom Size	D	d	L	D1	d1	I	H
25×20	30.8	25	19.5	25	20	17	64
32×20	38.3	32	23	25	20	17	69
32×25	38.3	32	23	30.8	25	19.5	79
40×20	47.9	40	28.5	25	20	17	82
40×25	47.9	40	28.5	30.8	25	19.5	90
40×32	47.9	40	28.5	38.3	32	23	92
50×20	58.3	50	33.5	25	20	17	91
50×25	58.3	50	33.5	30.8	25	19.5	98
50×32	58.3	50	33.5	38.3	32	23	105
50×40	58.3	50	33.5	47.9	40	28.5	110
63×25	72.9	63	40	30.8	25	19.5	110
63×32	72.9	63	40	38.3	32	23	118
63×40	72.9	63	40	47.9	40	28.5	125
63×50	72.9	63	40	58.3	50	33.5	140
75×32	82.4	75	44	37.6	32	22	126
75×40	87.6	75	44	47.9	40	28.5	137
75×50	87.6	75	44	58.3	50	33.5	143
75×63	87.6	75	44	72.9	63	40	156
90×40	105.4	90	51	47.9	40	28.5	151
90×50	105.4	90	51	58.3	50	33.5	159
90×63	105.4	90	51	72.9	63	40	172
90×75	105.4	90	51	87.6	75	44	186
110×63	126.4	110	61	72.9	63	40	190.2
110×75	126.4	110	61	87.6	75	44	206
110×90	126.4	110	61	105.4	90	51	221
125×75	136	125	70	82.4	75	44	237
125×90	136	125	70	98.8	90	51	237
125×110	136	125	70	120	110	61	256
140×90	152.4	140	70	98.8	90	51	248
140×110	152.4	140	76	120	110	61	268.5

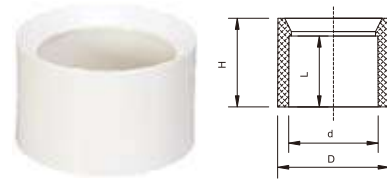
Nom Size	D	d	L	D1	d1	I	H
160×75	174	160	86	82.4	75	44	251
160×90	174	160	86	98.8	90	51	267.5
160×110	180.6	160	86.5	126.4	110	61	288
160×125	174	160	86	136	125	70	303
160×140	174	160	86	152.4	140	76	318.5
180×160	196.6	180	96	174	160	86	357
200×75	217.6	200	106	82.4	75	44	291
200×90	217.6	200	106	98.8	90	51	331
200×110	217.6	200	106	120	110	61	331
200×160	225.6	200	107	180.6	160	86.5	394.6
225×110	245	225	119	120	110	61	359.5
225×160	245	225	119	174	160	86	406.5
250×110	274.6	250	131	120	110	61	378
250×160	274.6	250	131	174	160	86	428.5
250×200	274.6	250	131	217.6	200	106	468.5
280×200	306	280	147	217.6	200	106	512
315×110	343	315	164	120	110	61	447.5
315×160	343	315	164	174	160	86	497.5
315×200	343	315	164	217.6	200	106	537
315×225	343	315	164	245	225	119	537
315×250	343	315	164	274.6	250	131	587
355×110	385	355	184	120	110	61	558
355×160	385	355	184	174	160	86	558
355×200	385	355	184	217.6	200	107	692
355×225	385	355	184	245	225	118	692
355×250	385	355	184	274.6	250	131	692
400×200	431	400	206	217.6	200	106	644
400×225	431	400	206	245	225	119	644
400×250	431	400	206	274.6	250	131	751
400×315	431	400	206	343	315	164	751



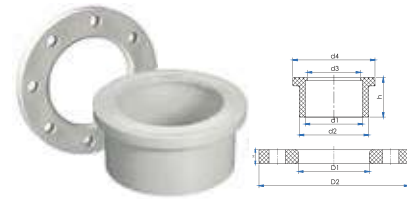
ITEM NO:US010

THREAD PLUG

Nom Size	D	d	G	H
20	24	13	1/2"	28
25	30.4	19	3/4"	30.7
32	39.2	23	1"	37.5



ITEM NO:US005




ITEM NO:US013+US014

● REDUCING RING

Nom Size	D	d	L	H
25×20	25	20	17	20.5
32×20	32	20	17	24
32×25	32	25	20	25
40×32	40	32	25	28.5
50×25	50	25	19.5	33.5
50×32	50	32	23	33.5
50×40	50	40	27.5	33.5
63×25	63	25	19.5	40
63×32	63	32	21.7	37.5
63×40	63	40	28.5	40
63×50	63	50	32.5	40
75×50	75	50	33.5	44
75×63	75	63	40	44
90×50	90	50	33.5	51
90×63	90	63	38	51.3
90×75	90	75	44	51
110×63	110	63	38.4	63.3
110×75	110	75	45	63.3
110×90	110	90	46.7	59.6
125×90	125	90	50	69
125×110	110.6	125.5	59.5	68.5
140×90	140	90	51	76.5
140×110	110.6	140.5	59.5	75.5
140×125	125.6	140.5	69	75.5
160×90	160	90	51	86.5
160×110	160	110	59.5	85.5
160×140	140.6	160.6	76.5	85.5
200×110	200	100	61	106
200×160	160.6	200.6	86.5	106.5
225×110	225	110	61	118.5
250×160	250	160	86	131
250×200	250	200	106	131
250×225	250	225	118.5	131
355×315	355	315	163.5	183.5
400×315	400	315	163.5	206

● PLANE FLANGE & SHORT PIPE FOR FLANG

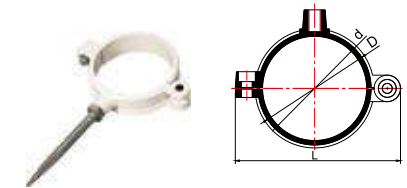
Nom Size	d1	d2	d3	d4	h	D1	D2	H
63	63.4	76.4	58.8	90.4	43.3	78	165	15
75	75.4	89.3	71.2	105.5	49.6	90.7	179	15.3
90	90.4	106.3	84.7	124	60	107	192.6	15.7
110	110.5	129.8	105	149.5	69	131.4	218.5	18
125	126.6	142.4	123.5	168.4	74	145.9	250	14
160	160.6	181.5	150	214	92.5	184.5	284	22.8
200	200.6	223.2	194.5	266.5	120.2	228	338.4	28
225	200	274	225	247.5	118	126	250	32
250	242	327	250	282	133	140	284	34.5
315	299	377	315	345	165.5	174	347.5	36.5



ITEM NO:US015

● TS FLANGE

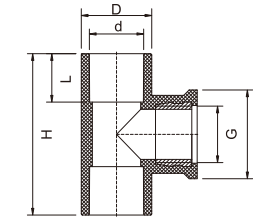
Nom Size	D	d	D1	L1	L2	L3	T
20	27	20.3	95	14	16	20.2	4×13.5
25	33	25.3	105	16	19	23.2	4×14
32	40	32.4	115	16	22	26.2	4×14
40	50	40.4	140	16	26	30.5	4×18
50	61	50.4	150	17.6	30.5	34.1	4×18
63	75	63.4	164.6	18	38.9	43	4×18
75	90	75.5	185	19.3	44	48	4×18
90	106.8	90.5	194.5	22.2	46.5	54	4×18
110	131	110.6	220	24	57.6	66.6	4×18



ITEM NO:US006

● PIPE CLAMP

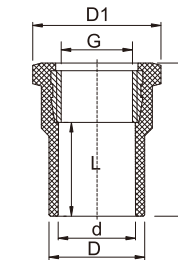
Nom Size	D	d	L
20	23.4	20	40
25	29.4	25	45
32	36	32	55
40	44	40	63
50	54	50	77
63	68.5	63	100



ITEM NO:UST03

● COPPER THREAD TEE

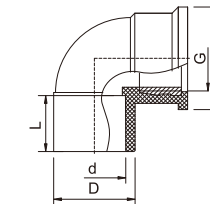
Nom Size	D	d	L	G	H	D1
20×1/2"	25	20	17	1/2"	60	33
25×1/2"	30.8	25	19.5	1/2"	68	33
25×3/4"	30.8	25	19.5	3/4"	73	40
32×1/2"	38.3	32	23	1/2"	68	33
32×3/4"	38.3	25	23	3/4"	73	40
32×1"	38.3	32	23	1"	90	45



ITEM NO:US009

● COPPER THREAD COUPLING

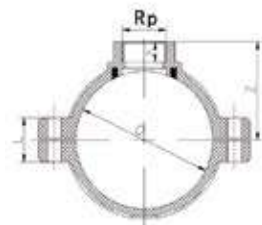
Nom Size	D	d	D1	G	L	H
20×1/2"	25	20	33.5	1/2"	24.5	40
25×1/2"	30.8	25	35.3	1/2"	19.5	43
25×3/4"	30.8	25	40.4	3/4"	28	45
32×1/2"	38.3	32	33.5	1/2"	23	43
32×3/4"	38.3	25	44.2	3/4"	23	47
32×1"	38.3	32	50	1"	23	49



ITEM NO:USE03

● 90° COPPER THREAD ELBOW

Nom Size	D	d	L	G	D1
20X1/2"	25	20	17	1/2"	33
25X1/2"	30.8	25	19.5	1/2"	33
25X3/4"	30.8	25	19.5	3/4"	40
32X1/2"	38.3	32	23	1/2"	33
32X3/4"	38.3	25	23	3/4"	40
32X1"	38.3	32	23	1"	45

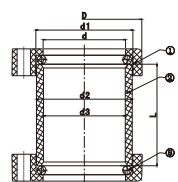


ITEM NO:USS01

● UPVC SADDLE CLAMP

Nom Size	D	Rp	H	Z	L
50×25	50	25	26	59	23
63×25	63	25	26	65	28
63×1"	63	1"	21	60	28
75×3/4"	75	3/4"	20	65	31
75×1-1/2"	75	1-1/2"	24	68	31
90×25	90	25	26	80	36
90×1"	90	1"	24	79.5	36
90×1-1/2"	90	1-1/2"	24	75	36
110×1/2"	110	1/2"	24	88.5	38
110×3/4"	110	3/4"	20	88.5	38
110×1"	110	1"	24	88.5	38
110×1-1/2"	110	1-1/2"	35	97	38
110×2"	110	2"	35	97	38
110×2-1/2"	110	2-1/2"	35	97	38
125×1-1/2"	125	1-1/2"	37	105	37
125×2"	125	2"	37	105	37
125×2-1/2"	125	2-1/2"	37	105	37
160×1"	160	1"	24	114.5	55
160×1-1/2"	160	1-1/2"	36	125	55
160×2"	160	2"	36	125	55

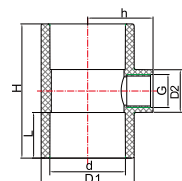
Nom Size	D	Rp	H	Z	L
160×2-1/2"	160	2-1/2"	36	125	55
200×1-1/2"	200	1-1/2"	35	142	74
200×2"	200	2"	37	142	74
200×2-1/2"	200	2-1/2"	37	142	74
225×3/4"	225	3/4"	20	153.5	76
225×1-1/2"	225	1-1/2"	37	153.5	76
225×2"	225	2"	37	153.5	76
225×2-1/2"	225	2-1/2"	37	153.5	76
250×2"	250	2"	28	170	76
250×2" (铜)	250	2"	28	170	76
250×2-1/2"	250	2-1/2"	38	170	76
250×3"	250	3"	34	170	76
250×110"	250	110	61.5	195	76
315×2" (铜)	315	2"	27	170	70
315×110	315	110	63	231.5	70
315×160	315	160	86	250	70
400×110	400	110	61	285	87
400×200	400	200	106	330	87
400×250	400	250	162	385	87



ITEM NO:USG001

● GIBOT

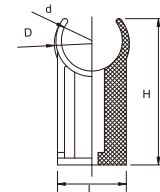
Nom Size	D	d	d1	d2	d3	L
50	73.1	51	46.5	60.3	51	70
63	90.6	64.5	76	75	64	79.5
75	102.83	76	90.44	90	76	92
90	132.5	91	109.5	91	91	105
110	154.5	111	131.5	129.4	111	130.6
125	167.9	126	146.5	144.4	126	140
140	186	141	163	161.2	141	148
160	211	161	184.5	184		155.6
200	260.7	201	229.4	228.8		205.6
225	291.6	226	257.3	256.8		230.6
250	320.2	251	285.1	284.6		255.6



ITEM NO:USF001

● FEMALE REDUCING TEE

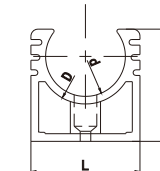
Nom Size	D1	D2	d	L	H	h	G
63X3/4"	75	34	63	40	113	51.5	3/4"



ITEM NO:US008

● U-BRACKET

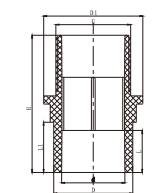
Nom Size	D	d	L	H
20	24	19.5	22	46.8
25	32.8	24.5	29.4	52
32	40.5	31.5	37	57
40	50	39.5	39.6	64
50	61.2	49.5	44	69.8
63	77	62.5	60	80



ITEM NO:US017

● CLAMP (PP)

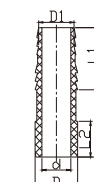
Nom Size	D	d	L	H
25	31	24.5	37.8	36.8
32	37.9	31.5	47.8	43
40	47	39.5	54	55.5
50	56.6	49.5	63.5	60
63	68.7	62.5	76.5	66.5



ITEM NO:USG002

● FLANGE COUPLING M/F

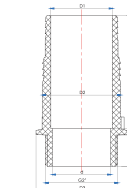
Nom Size	d	D	D1	L	L1	H	H1	G
25×20×3/4"	20.2	25	39.6	16.5	19	75.9	/	3/4"
32×25×1"	25.2	32	47	18.5	22	82	/	1"
32×40×1-1/4"	32	40	57.8	22.5	28.5	91.8	17	1-1/4"
40×50×1-3/4"	40	50	71.8	28.5	33.5	98.5	19.2	1-3/4"
50×40×2-1/2"	40.4	50	57.9	28.5	33.5	98.5	19	2-1/2"
50×63×2"	50	63	79	33.5	40	109.3	21	2"
63×75×2-1/2"	63	75	95	40	44	120	23	2-1/2"



ITEM NO:USC01

● HOSE CONNECTOR

Nom Size	D	d	D1	L	L1	H
20	20	14	18	31		73
25	25	17	20.8	36.5	21	76
32	32	24	27.8	39.5	22	80.5
40	40	32	37	42	26	92
50	50	41	47	45.5	31	100



ITEM NO:USC02

● MALE HOSE CONNECTOR

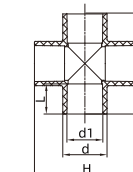
Nom Size	D1	D2	D3	d	L1	L2	H	G
20×22×1/2"	15	22	24	14.5	15	45	66	1/2"
25×27×3/4"	19	25	30	18	15.5	49	70.5	3/4"
30×32×1"	24	30	36	24	19		77	1"
40×42×1-1/4"	33	39.4	46	32	22	59	88	1-1/4"
50×52×1-1/2"	42	49	55	37.5	22	62	91	1-1/2"
60×64×2"	50.5	64	75	48	25.7	93	124	2"



ITEM NO:UST04

● SKEW TEE

Nom Size	d	D	H	L
110	198	126.4	284.4	61



ITEM NO:US018

● CROSS

Nom Size	d	d1	H	L
20	25	20.3	57	17
25	30.8	25.3	69	20.6
32	38.3	32.4	81	23
40	47.9	40.4	102	28.5
50	58.3	50.4	123	33.5
63	72.9	63.4	148	40
75	87.6	75.5	166	44
90	105.4	90.5	196	51
110	126.4	110.6	236.4	64
160	180.6	160.6	338	86.5

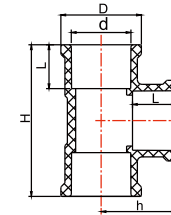


PVC PRESSURE FITTINGS TYPE II

PRESSURE



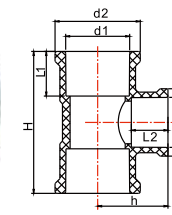
PVC PRESSURE FITTINGS TYPE II



ITEM NO:US II 001

● **TEE**

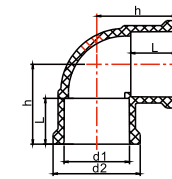
Nom Size	d1	d2	L	h	H
20	20	28.5	16.5	28	54.2
25	25	34	18.5	31.8	64
32	32	43	22.5	40	78.2
40	40	51.5	26.2	47.1	95
50	50	63	31.3	58	115
63	63	80	37.5	70	140



ITEM NO:US II 002

● **REDUCING TEE**

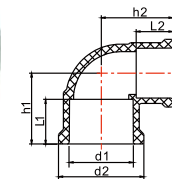
Nom Size	d1	d2	d3	d4	L1	L2	h	H
25×20	25	34	20	28.5	18.5	16.5	29.6	59.2
32×25	32	43	25	34	22.5	18.5	35.5	71.6
40×32	40	51.5	32	43	26.2	22.5	44	86.5
50×32	50	63	32	43	31.3	22.5	48.5	97
50×40	50	63	40	51.5	31.3	26.2	53	105.5



ITEM NO:US II 003

● **90° ELBOW**

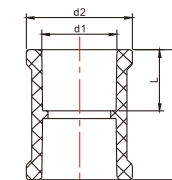
Nom Size	d1	d2	h	L
20	20	28.5	27.4	16.5
25	25	34	32	18.5
32	32	43	39.3	22.5
40	40	51.5	47.8	26.2
50	50	63	58.5	31.3
63	63	80	70.5	37.5



ITEM NO:US II 004

● **REDUCING ELBOW**

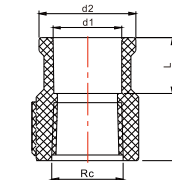
Nom Size	d1	d2	d3	d4	L1	L2	h1	h2
25×20	25	34	20	28.5	18.5	16.5	29.8	30
32×25	32	43	25	34	22.5	18.5	35.7	36.1
40×32	40	51.5	32	43	26.2	22.5	44	44.8



ITEM NO:US II 005

● **COUPLING**

Nom Size	d1	d2	H	L
20	20	28.5	35	16.5
25	25	34	40.3	18.5
32	32	43	47.6	22.5
40	40	51.5	55.5	26.2
50	50	63	65.7	31.3
63	63	80	79	37.5

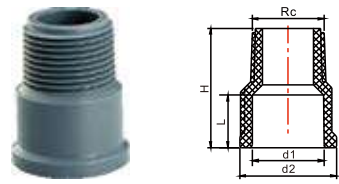


ITEM NO:US II 006

● **FEMALE ADAPTOR**

Nom Size	Rc	H	d1	d2	L
20X1/2"	1/2"	36.2	20	28.5	16.5
25X3/4"	3/4"	40.2	25	34	18.5
32X1"	1"	47.5	32	43	22.5
40X1-1/4"	1-1/4"	55	40	51.5	26.2
50X1-1/2"	1-1/2"	57.5	50	62	31.3


PVC PRESSURE FITTINGS TYPE II



ITEM NO:US II 007

MALE ADAPTOR

Nom Size	Rc	H	d1	d2	L
20X1/2"	1/2"	38	20	28.5	16.5
25X3/4"	3/4"	42	25	34	18.5
32X1"	1"	49.5	32	43	22.5
40X1-1/4"	1-1/4"	56	40	51.5	26.2
50X1-1/2"	1-1/2"	65.7	50	63	31.3
63X2"	2"	78.6	63	80	37.5



ITEM NO:US II 008

REDUCING RING

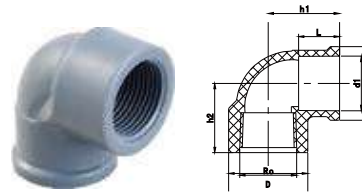
Nom Size	d1	d2	L	H
25X20	20	25	16.5	18.7
32X25	25	32	18.5	22.2
40X32	32	40	22.5	26.2
50X40	40	50	26.2	31.6
63X50	50	63	31.3	37.9



ITEM NO:US II 009

UNION TYPE III

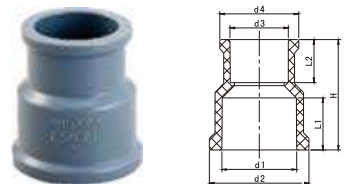
Nom Size	D1	D	d	d1	I	L
20	48	30.2	20	15	16.5	45.5
25	55	36.8	25	22	18.5	51.5
32	55	38	32	27.5	22.5	54.2
40	76	52	40	32.8	26.2	68.2
50	85	59	50	40	31.3	74.3
63	101	72.8	63	53.5	37.5	85.2



ITEM NO:US II 010

FEMALE ELBOW

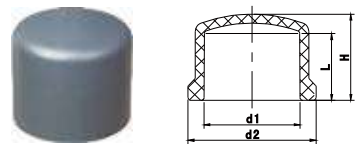
Nom Size	d1	d2	D	Rc	L	h1	h2
20X1/2"	20	28.5	30.2	1/2"	16.5	26.4	28.5
25X3/4"	25	34	36.6	3/4"	18.5	33	32
32X1"	32	43	44	1"	22.5	39.4	39.5



ITEM NO:US II 012

REDUCING COUPLING

Nom Size	d1	d2	d3	d4	L1	L2	H
25X20	25	34	20	28.5	18.5	16.5	40
32X25	32	43	25	34	22.5	18.5	47.6
40X32	40	51.5	32	43	26.2	22.5	56
50X32	50	43	43.7	32.3	29.5	/	61.5



ITEM NO:US II 011

END PLUG


Nom Size	d1	d2	L	H
20	20	28.5	16.5	21.5
25	25	34	18.5	25
32	32	43	22.5	29
40	40	51.5	26.2	33
50	50	63	31.3	39.2
63	63	80	37.5	47.4



ITEM NO:US II 014


FLANGE COUPLING

Nom Size	D1	D2	D	d	d1	I	L	G	Tr
32X1"	79.5	73.8	44	32	28.6	22.5	64	1"	45
40X1-1/4"	87.6	82	54.8	40	35	26.2	64	1-1/4"	53
50X1-1/2"	95	87.5	61	50	43	36.3	67.2	1-1/2"	57.8
63X2"	109	102	74.8	63	54.4	37.5	67.5	2"	73



PVC PRESSURE PIPES & FITTINGS (DIN8063 PN16)

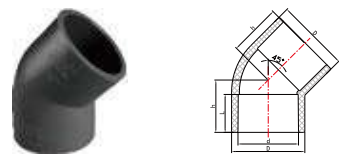
PRESSURE



ITEM NO:US6001

PRESSURE PIPES PN16

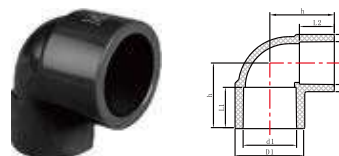
Nom Size	Outer Dia	Wall Thickness
20	20	2.0
25	25	2.0
32	32	2.4
40	40	3.0
50	50	3.7
63	63	4.7
75	75	5.6
90	90	6.7
110	110	7.2



ITEM NO:US6E01

45° ELBOW

Nom Size	D	d	L	h
20	27	20	16.5	21.5
25	33	25	19.5	25.5
32	41.3	32	22.5	30
40	50.4	40	26.5	36
50	61	50	31.5	43.5
63	75.9	63	38.5	53.5
75	89.8	75	44.5	62
90	107.8	90	51.5	72.5
110	131	110	61.5	87.5
125	148.1	125.6	69	98
140	165.3	140.7	76.5	108.5
160	188	160	86.5	123



ITEM NO:US6E07

REDUCING ELBOW

Nom Size	D1	d1	L1	D2	d2	L2	h
25X20	33	25	19.5	27	20	16.5	30.5



ITEM NO:US6E02

90° ELBOW

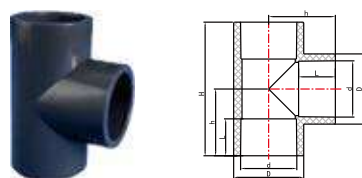
Nom Size	D	d	L	h
20	27	20	16.5	28
25	33	25	19.5	33.5
32	41.3	32	22.5	40
40	50.4	40	26.5	48
50	61	50	31.5	58
63	75.9	63	38.5	72
75	89.8	75	44.5	84
90	107.8	90	51.5	99
110	131	110	61.5	119
125	148.1	125.6	69	134.5
140	140.7	165.3	76.5	149.5
160	188	160	86.5	169.5



ITEM NO:USF002

FEMALE ADAPTOR M/F

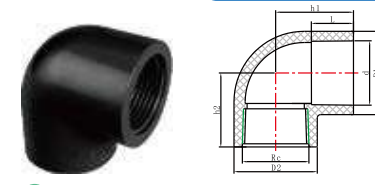
Nom Size	D1	D2	D	d	L	L1	H	Rc
25X20X1/2"	32	28.5	25	20	17	19.5	46	1/2"



ITEM NO:US6T01

TEE

Nom Size	D	d	L	H	h
20	27	20	16.5	56	28
25	33	25	19.5	67	33.5
32	41.3	32	22.5	80	40
40	50.4	40	26.5	96	48
50	61	50	31.5	117	58
63	75.9	63	38.5	144	72
75	89.8	75	44.5	168	84
90	107.8	90	51.5	197	98.5
110	131	110	61.5	237	118.5
125	148.1	125.6	69	/	134.5
140	140.7	165.3	76.5	/	149.5
160	188	160	86.5	337	168.5



ITEM NO:US6E03

FEMALE ELBOW

Nom Size	D1	D2	d	L	h1	h2	Rc
20X1/2"	28.6	28.6	20	16.5	28	28.5	1/2"
25X1/2"	33	28.6	25	19.5	31.5	31.5	1/2"
25X3/4"	35.1	35.1	25	19.5	34	33	3/4"
32X1/2"	41.3	29.6	32	22.5	34.5	35	1/2"
32X3/4"	41.3	35	32	22.5	37	36.5	3/4"
32X1"	44.3	44.3	32	22.5	40	40.5	1"
40X1-1/4"	52.4	52.4	40	26.5	49	46.5	1-1/4"
50X1-1/2"	61	61	50	31.5	56.5	52	1-1/2"
63X2"	75.9	75.9	63	38.5	69	63	2"
75X2-1/2"	89.8	89.8	75	44.5	83	74.5	2-1/2"
90X3"	107.8	107.8	90	51.5	96.5	84	3"
110X4"	135.5	135.5	110	61.5	119	105.5	4"



ITEM NO:US6T03

FEMALE TEE

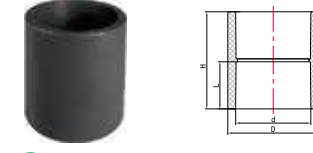
Nom Size	D1	D2	d	L	h1	h2	H	Rc
20x1/2"	28.6	28.6	20	16.5	27.5	29	55	1/2"
25x1/2"	33	28.6	25	19.5	30.5	31.5	61	1/2"
25x3/4"	34.2	34.2	25	19.5	33	33.5	66	3/4"
32x1/2"	41.3	29.6	32	22.5	34	35	68	1/2"
32x3/4"	41.3	35	32	22.5	36.5	36.5	73	3/4"
32x1"	42.3	42.3	32	22.5	40	40	80	1"
40x1-1/4"	52.4	52.4	40	26.5	47.5	46.5	95	1-1/4"
50x1/2"	61	27.7	50.4	31.5	42.5	44.8	85	1/2"
50x1-1/2"	61	61	50	31.5	55.5	51.5	111	1-1/2"
63x1/2"	75.9	27.7	63.4	38.5	49.5	52.3	99	1/2"
63x3/4"	75.9	34.2	63.4	38.5	52.5	53.8	105	3/4"
63x2"	75.9	75.9	63	38.5	68.5	62	137	2"
75x2-1/2"	89.8	89.8	75	44.5	83	73.5	166	2-1/2"
90x3"	107.8	107.8	90	51.5	96.5	84	193	3"
110x4"	135.5	135.5	110	61.5	119	100	238	4"



ITEM NO:US6021

FEMALE ADAPTOR M/F

Nom Size	D	D1	d	L	H	Rc
25x20x3/4"	31.8	24.9	20.2	17	43	3/4"
32x25x3/4"	31.8	31.5	25.6	19.5	43	3/4"
40x32x1"	42.3	40	32.3	22.5	53	1"



ITEM NO:US6003

COUPLING

Nom Size	D	d	L	H
20	27	20	16.5	35
25	33	25	19.5	41
32	41.3	32	22.5	47
40	50.4	40	26.5	55
50	61	50	31.5	65
63	75.9	63	38.5	80
75	89.8	75	44.5	92
90	107.8	90	51.5	107
110	131	110	61.5	128
160	188	160	86.5	180



ITEM NO:US6004

REDUCING COUPLING

Nom Size	D1	d1	L1	D2	d2	L2	H
25x20	33	25	19.5	27	20	16.5	43
32x20	41.3	32	22.5	27	20	16.5	48
32x25	41.3	32	22.5	33	25	19.5	50
40x20	50.4	40	26.5	27	27	16.5	52
40x25	50.4	40	26.5	33	25	19.5	56
40x32	50.4	40	26.5	41.3	32	22.5	59
50x20	61	50	31.5	27	20	16.5	62
50x25	61	50	31.5	33	25	19.5	65
50x32	61	50	31.5	41.3	32	22.5	67
50x40	61	50	31.5	50.4	40	26.5	72
63x25	75.9	63	38.5	33	25	19.5	75
63x32	75.9	63	38.5	41.3	32	22.5	78
63x40	75.9	63	38.5	50.4	40	26.5	82
63x50	75.9	63	38.5	61	50	31.5	87
75x40	89.8	75	44.5	50.4	40	26.5	90
75x50	89.8	75	44.5	61	50	31.5	96
75x63	89.8	75	44.5	75.9	63	38.5	101
90x40	107.8	90	51.5	50.4	40	26.5	105
90x50	107.8	90	51.5	61	50	31.5	108
90x63	107.8	90	51.5	75.9	63	38.5	115
90x75	107.8	90	51.5	89.8	75	44.5	118
110x63	131	110	61.5	75.9	63	38.5	130
110x75	131	110	61.5	89.8	75	44.5	134
110x90	131	110	61.5	107.8	90	51.5	139
160x110	188	160	86.5	131	110	61.5	190

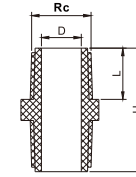


PVC THREAD FITTINGS (BS STANDARD)

PRESSURE



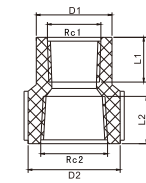
PVC THREAD FITTINGS (BS STANDARD)



ITEM NO:TPF001

NIPPLE M/M

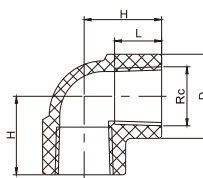
Nom Size	Rc	L	H	D
1/2"	1/2"	17	41	13.4
3/4"	3/4"	18.5	45	18.4
1"	1"	22.6	54.2	25.2
1-1/4"	1-1/4"	23	54	31.5
1-1/2"	1-1/2"	24	56	36.5
2"	2"	26	60.5	47.5
2-1/2"	2-1/2"	30	69	64
3"	3"	32	73.5	74.6
4"	4"	37.5	85	98.8



ITEM NO:TPF002

FEMALE REDUCING COUPLING F/F

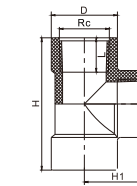
Nom Size	Rc1	Rc2	D1	D2	L1	L2	H
3/4"X1/2"	1/2"	3/4"	30	36.5	17.5	18.5	41.6
1"X1/2"	1/2"	1"	58	74.6	43.5	92.5	120
1"X3/4"	3/4"	1"	36.5	44	18.5	22	45.5
1-1/2"X3/4"	3/4"	1-1/2"	36.5	60.8	18.5	25	52.5
1-1/2"X1"	1"	1-1/2"	44	60.8	22	25	56



ITEM NO:TPF003

FEMALE ELBOW F/F

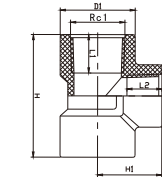
Nom Size	Rc	L	H	D
1/2"	1/2"	17	28	30
3/4"	3/4"	18.5	32.75	36.5
1"	1"	22	39.5	44
1-1/4"	1-1/4"	24	47	54.6
1-1/2"	1-1/2"	25	49	60.4
2"	2"	29	61.2	74
2-1/2"	2-1/2"	31.5	72	93.3
3"	3"	33	79.15	104.6
4"	4"	36.5	96.2	132.5



ITEM NO:TPF004

FEMALE TEE F/F/F

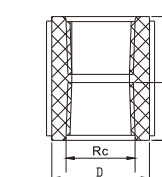
Nom Size	L	D	Rc	H	H1
1/2"	17	30	1/2"	56.6	28.4
3/4"	18.5	36.5	3/4"	65.5	32.8
1"	22.6	44	1"	87	44.5
1-1/4"	23.5	53.4	1-1/4"	94	47
1-1/2"	25	60.2	1-1/2"	99	49.5
2"	28	74	2"	120.4	60.2
2-1/2"	31.5	93.3	2-1/2"	144	72
3"	33	105.6	3"	158.3	79.15
4"	37.5	132.8	4"	194.4	97.2



ITEM NO:TPF005

FEMALE REDUCING TEE F/F/F

Nom Size	L1	L2	D1	D2	Rc1	Rc2	H	H1
3/4"X1/2"	18.5	17.1	36.5	30	3/4"	1/2"	59	109.8
1"X1/2"	51	91.8	58	74.6	1"	1/2"	120	152.4
1"X3/4"	22.6	18.5	44	36.5	1"	3/4"	72.3	37.2
1-1/2"X1/2"	25	17	60.8	30	1-1/2"	1/2"	79	45.5
1-1/2"X3/4"	25	18.5	60.8	36.5	1-1/2"	3/4"	85	49.5
1-1/2"X1"	25	22.6	60.8	44	1-1/2"	1"	93	54
2"X1/2"	28	17	74	30	2"	1/2"	86	53
2"X3/4"	28	18.5	74	36.5	2"	3/4"	92	57
2"X1"	28	22.6	74	44	2"	1"	98	61
2"X1-1/2"	28	25	74	60.8	2"	1-1/2"	103.8	58.1

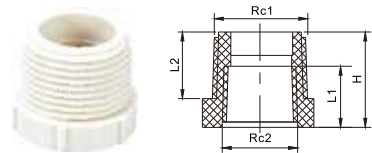


ITEM NO:TPF006

FEMALE COUPLING F/F

Nom Size	Rc	L	H	D
1/2"	1/2"	17.5	37.5	30
3/4"	3/4"	18.5	40.3	36.5
1"	1"	22	48.3	44
1-1/4"	1-1/4"	54.3	40.3	51.5
1-1/2"	1-1/2"	26.5	56	60.8
2"	2"	28	59	74.2
2-1/2"	2-1/2"	30	63	95.7
3"	3"	32	66	109.4
4"	4"	37.5	78	135.6


PVC THREAD FITTINGS (BS STANDARD)



ITEM NO:TPF007

REDUCER M/F

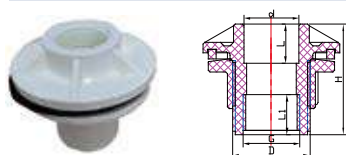
Nom Size	Rc1	Rc2	L1	L2	H
3/4"X1/2"	1/2"	3/4"	17	18.5	26.5
1"X1/2"	1/2"	1"	17	22.6	31
1"X3/4"	3/4"	1"	18.5	22.6	31.6
1-1/4"X3/4"	1-1/4"	3/4"	18.5	22.5	31.5
1-1/4"X1"	1-1/4"	1"	22	22.5	31.5
1-1/2"X3/4"	1-1/2"	3/4"	18.5	23	33
1-1/2"X1"	1-1/2"	1"	22	23	33
1-1/2"X1-1/4"	1-1/2"	1-1/4"	24.5	23	33
2-1/2"X3/4"	2-1/2"	3/4"	29	18.5	40
2-1/2"X1"	2-1/2"	1"	29	21	40
2-1/2"X1-1/2"	2-1/2"	1-1/2"	29	25	40
2-1/2"X2"	2-1/2"	2"	28	29	40
2"X3/4"	2"	3/4"	26	18.5	37
2"X1"	2"	1"	22	26	37
2"X1-1/4"	2"	1-1/4"	24.5	26	37
2"X1-1/2"	2"	1-1/2"	25	26	37
3"X2-1/2"	3"	2-1/2"	28	32	43
3"X2"	3"	2"	31	32	43
4"X2"	4"	2"	28	38	50
4"X3"	4"	3"	34	38	50



ITEM NO:TPF015

FEMALE UNION

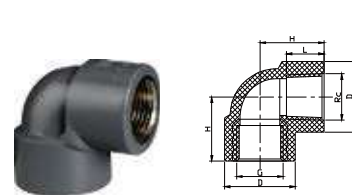
Nom Size	D1	D	G	d1	I	L
1/2"	48	30.2	1/2"	15	17	45.5
3/4"	55	36.8	3/4"	22	19	51.5
1"	64	44	1"	26	21	54.2
1-1/4"	77.5	52	1-1/4"	32.8	25.9	68.2
1-1/2"	86.5	59	1-1/2"	40	31.3	74.3
2"	101	72.8	2"	53.5	37.5	85.2



ITEM NO:TPF022

FLANGE ADAPTOR

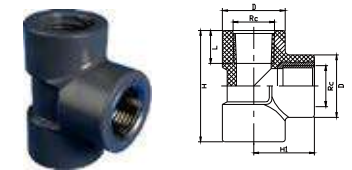
Nom Size	D	G	d	L	L1	H
1/2"	30	1/2"	20.2	16.5	16.5	60
3/4"	38	3/4"	25.2	18.5	17.5	62.2
1"	45	1"	32.3	22.5	23	64
1-1/4"	53	1-1/4"	40.3	21.6	26.5	64.2
1-1/2"	57.8	1-1/2"	50.4	31.5	24.5	67.2
2"	73	2"	63.4	37.5	28.5	67.5



ITEM NO:TPF009

FEMALE ELBOW W/BRASS

Nom Size	D	Rc	L	H
1/2"	32	1/2"	17	29



ITEM NO:TPF011

FEMALE TEE W/BRASS

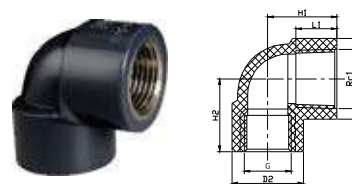
Nom Size	D	Rc	L	H	H1
1/2"	32	1/2"	17	57	31



ITEM NO:TPF021

BRASS FEMALE THREAD REDUCING TEE F/F/F

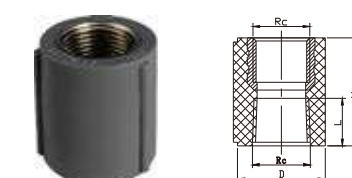
Nom Size	D1	D2	d	L	H	h	G
3/4"X1/2"	36	32	3/4"	18.5	67	32.5	1/2"
1"X1/2"	44	32	1"	22.6	73	37.5	1/2"



ITEM NO:TPF010

REDUCING ELBOW W/BRASS

Nom Size	D1	Rc1	D2	G	L1	H1	H2
3/4"X1/2"	36	3/4"	32	1/2"	18.5	31	32.5
1"X1/2"	44	1"	32	1/2"	22.6	37.5	32.6



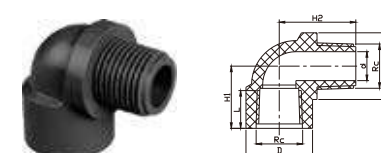
ITEM NO:TPF013

FEMALE ADAPTOR W/BRASS

Nom Size	D	Rc	L	H
1/2"	32	1/2"	17	39.5
3/4"X1/2"	36	3/4"X1/2"	18	42.5



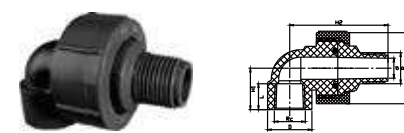
PVC THREAD FITTINGS (BS STANDARD)



ITEM NO:TPF012

90° ELBOW M/F

Nom Size	D	R(Rc)	d	L	H1	H2
1/2"X1/2"	30	1/2"	13	17	28	34.5
3/4"	36.5	3/4"	18.4	18.5	32.75	39.55
1"	44	1"	22.6	22	39.5	46.8
1-1/4"	/	1-1/4"	/	/	/	/
1-1/2"	60.8	1-1/2"	36.6	25	51.5	59.4
2"	74	2"	47	28	61	69.5
2-1/2"	93.2	2-1/2"	58	31	72.5	82.5



ITEM NO:TPF014

MALE ELBOW W/UNION

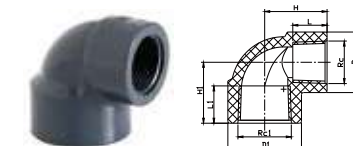
Nom Size	D	R(Rc)	d	L	H1	H2	D1
1/2"	30	1/2"	13.5	17	28	66.5	48
3/4"	25	3/4"	55	36	36.8	76.5	63



ITEM NO:TPF016

MF THREAD UNION

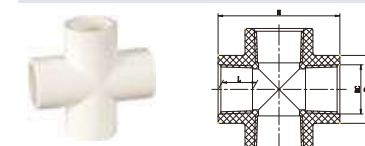
Nom Size	D1	D	R	d1	I	L
1/2"	48	30.2	1/2"	13.5	15	61
3/4"	55	36.8	3/4"	18	18	68
1"	55	45.5	1"	23	22	77



ITEM NO:TPF020

REDUCING FEMALE ELBOW

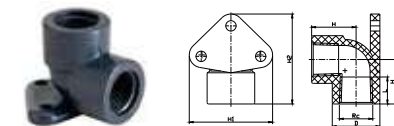
Nom Size	D	D1	L	L1	H	H1	R	R1
1/2"X3/4"	30	36.5	17	18.5	30.95	30.2	1/2"	3/4"
1"X3/4"	36.5	44	18.5	22	34.5	36.5	3/4"	1"
1-1/2"X1"	44	60.8	22.6	25	49	46.5	1-1/2"	1"
1-1/2"X3/4"	36.5	60.8	18.5	25	44.5	42.5	1-1/2"	3/4"



ITEM NO:TPF019

CROSS

Nom Size	Rc	D	L	H
1/2"	1/2"	36.5	18.5	65.5
3/4"	3/4"	30	17	56.6



ITEM NO:TPF018

FEMALE THREAD ELBOW WITH EAR

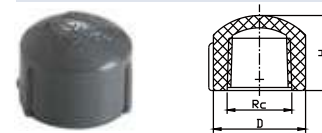
Nom Size	D	L	H	H1	H2	Rc
1/2"	30	17	28	52.5	56.6	1/2"



ITEM NO:TPF019

REDUCING NIPPLE

Nom Size	D	D1	D2	L	L1	H	R	R1
1/2"X3/4"	13.4	18.4	32.2	17	18.5	43.5	1/2"	3/4"
1"X1/2"	13.4	22.3	40	17	21	47	1/2"	1"
1"X3/4"	18.4	22.6	40	18.5	21	48.5	3/4"	1"
1-1/4"X1"	22.6	31.4	47	21	22.5	52.5	1"	1-1/4"
1-1/2"X1-1/4"	31.4	36.6	53.5	22.5	23	55.5	1-1/4"	1-1/2"
2"X1-1/2"	36.6	47	/	23	26	59	1-1/2"	2"
2-1/2"X2"	47	60	/	26	29	65	2"	2-1/2"
3"X2"	47	70.6	/	26	32	68	2"	3"
3"X2-1/2"	60	70.6	/	29	32	71	2-1/2"	3"
4"X3"	70.6	93.4	/	32	40.5	80	3"	4"



ITEM NO:TPF017

FEMALE THREAD CAP

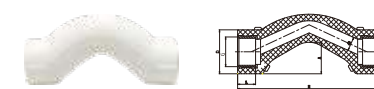
Nom Size	D	H	Rc
1/2"	30	24.4	1/2"



ITEM NO:TPF008

THREAD PLUG

Nom Size	D	d	Rc	H
1/2"	24	13	1/2"	26.5
3/4"	31	17.8	3/4"	31
1"	39.2	23	1"	37.5
1-1/4"	43.3	31.5	1-1/4"	36
1-1/2"	50	36.5	1-1/2"	38.5
2"	57	47.5	2"	43
2-1/2"	82	60	2-1/2"	52.5
3"	94	70.6	3"	57.5
4"	120	93.4	4"	63.5



ITEM NO:TPF030

BRASS FEMALE THREAD BRIDGE

Size Nom	G	D	L	H	d1	A
3/4"	3/4"	39.1	16	127.3	12.5	28




PVC-U PRESSURE PIPES & FITTINGS (SCH40)

PRESSURE



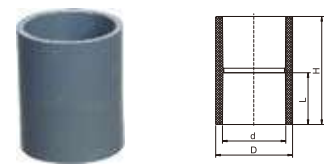
ASTM D2466 PVC PRESSURE PIPES & FITTINGS (SCH40)



ITEM NO:US4001

● PRESSURE PIPES

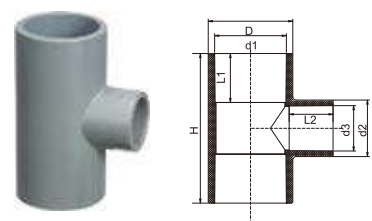
Nom Size	Outer Dia	Wall Thickness
1/2"	21.34	2.77
3/4"	26.67	2.87
1"	33.4	3.38
1-1/4"	42.16	3.56
1-1/2"	48.26	3.68
2"	60.33	3.91
2-1/2"	73.03	5.16
3"	88.9	5.49
4"	114.3	6.02
6"	168.3	7.11



ITEM NO:US4003

● COUPLING

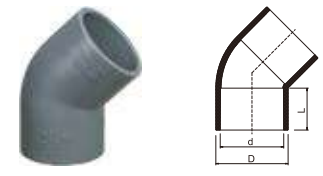
Nom Size	D	d	H	L
1/2"	27.5	21.34	40.7	19
3/4"	33.5	26.67	55.1	26
1"	40.9	33.4	57.4	27.5
1-1/4"	50.1	42.16	60.4	29
1-1/2"	56.6	48.26	70.4	34
2"	69	60.33	82.4	40
2-1/2"	84.4	73.03	94.8	45
3"	100.9	88.9	100.8	48
4"	127.3	114.3	112.8	54
6"	183.6	168.3	159.8	76.7



ITEM NO:US4T02

● REDUCING TEE

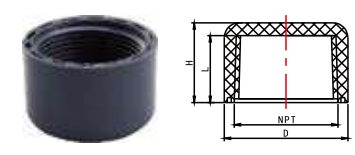
Nom Size	D	d1	d2	d3	L1	L2	H
3/4"×1/2"	33.8	26.67	28.0	21.34	26	19	77.8
1"×1/2"	40.9	33.4	27.5	21.34	27.5	19	80.3
1"×3/4"	40.9	33.4	33.5	26.67	27.5	26	86.0
1-1/4"×1/2"	50.1	42.16	27.5	21.34	29	19	83.3
1-1/4"×3/4"	50.1	42.16	33.7	26.67	29	26	88.6
1-1/4"×1"	50.1	42.16	40.9	33.4	29	27.5	95.6
1-1/2"×1/2"	56.6	48.26	27.5	21.34	34	19	93.3
1-1/2"×3/4"	56.6	48.26	33.5	26.67	34	26	99
1-1/2"×1"	56.6	48.26	40.9	33.4	34	27.5	105.1
1-1/2"×1-1/4"	56.6	48.26	50.1	42.16	34	29	114
2"×1/2"	69	60.33	27.5	21.34	40	19	105.3
2"×3/4"	69	60.33	33.5	26.67	40	26	110.6
2"×1"	69	60.33	40.9	33.4	40	27.5	117.5
2"×1-1/4"	69	60.33	50.1	42.16	40	29	125.8
2"×1-1/2"	69	60.33	56.6	48.26	40	34	131.9



ITEM NO:US4E01

● 45° ELBOW

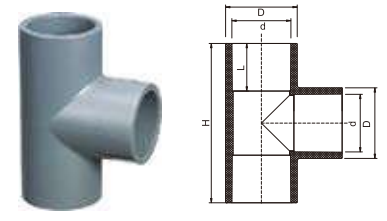
Nom Size	D	d	L
1/2"	27.5	21.34	19
3/4"	33.5	26.67	24.1
1"	40.8	33.4	27.5
1-1/4"	50.1	42.16	29
1-1/2"	56.6	48.26	34
2"	69	60.33	40
2-1/2"	84.4	73.03	45
3"	100.9	88.9	48
4"	127.3	114.3	54
6"	183.6	168.3	76.7



ITEM NO:US4F01

● FEMALE PLUG

Nom Size	D	NPT	L	H
1/2"	27.5	1/2"	19	23
3/4"	33.5	3/4"	21.5	25.8
1"	40.9	1"	26.5	31.7
1-1/4"	50.1	1-1/4"	27.1	32.3
1-1/2"	56.6	1-1/2"	27.6	33.1
2"	69	2"	27.6	33.1

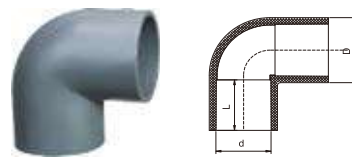


ITEM NO:US4T01

● STRAIGHT TEE

Nom Size	D	d	L	H
1/2"	27.9	21.34	19	63.7
3/4"	33.5	26.67	26	83.1
1"	40.8	33.4	27.5	92.1
1-1/4"	50.1	42.16	29	104
1-1/2"	56.6	48.26	34	120
2"	69	60.33	40	143.5
2-1/2"	84.4	73.03	45	168.2
3"	100.9	88.9	48	190
4"	127.3	114.3	54	230.5
6"	183.6	168.3	76.7	332

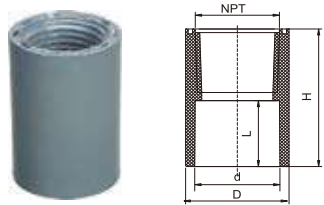
PVC PRESSURE PIPES & FITTINGS (SCH40) ASTM D2466



NSF
ITEM NO:US4E02

90° ELBOW

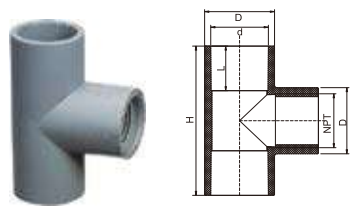
Nom Size	D	d	L
1/2"	27.5	21.34	19
3/4"	33.5	26.67	25.6
1"	40.5	33.4	27.5
1-1/4"	50.1	42.16	29
1-1/2"	56.6	48.26	34
2"	69	60.33	40
2-1/2"	84.4	73.03	45
3"	100.9	88.9	48
4"	127.3	114.3	57.5
6"	183.6	168.3	76.7



NSF
ITEM NO:US4011

FEMALE ADAPTOR

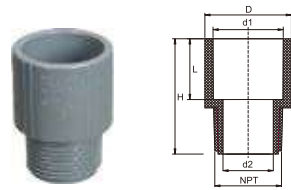
Nom Size	D	d	H	L	NPT
1/2"	27.5	21.34	40.4	19	1/2"
3/4"	33.5	26.67	49.9	26	3/4"
1"	40.9	33.4	57.4	27.5	1"
1-1/4"	50.1	42.16	60.4	29	1-1/4"
1-1/2"	56.6	48.26	64.4	34	1-1/2"
2"	69	60.33	71.1	40	2"
2-1/2"	84.4	73.03	82.8	45	2-1/2"
3"	100.9	88.9	95.4	48	3"
4"	127.3	114.3	103.3	54	4"
6"	183.6	168.3	131.1	76.7	6"



NSF
ITEM NO:US4T04

FEMALE TEE

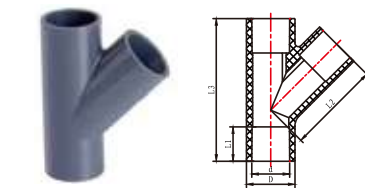
Nom Size	D	d	L	H	NPT
1/2"	27.5	21.34	19	63.3	1/2"
3/4"	33.5	26.67	26	83	3/4"
1"	40.9	33.4	27.5	92.1	1"
1-1/4"	50.1	42.16	29	101.4	1-1/4"
1-1/2"	56.6	48.26	34	117.5	1-1/2"
2"	69	60.33	40	142	2"



NSF
ITEM NO:US4012

MALE ADAPTOR

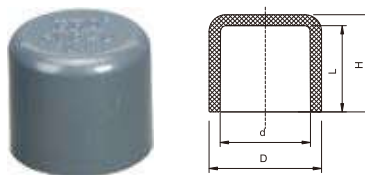
Nom Size	D	d1	d2	NPT	H	L
1/2"	27.5	21.34	13	1/2"	40.8	19.7
3/4"	33.4	26.67	18.5	3/4"	43.3	20
1"	41.3	33.4	24	1"	55	29
1-1/4"	50.7	42.16	30.2	1-1/4"	59.9	29.5
1-1/2"	57.2	48.26	35.9	1-1/2"	65.6	34
2"	69.6	60.33	48.6	2"	72.6	40.9
2-1/2"	84.4	73.03	55.5	2-1/2"	82.5	45
3"	100.9	88.9	70.7	3"	94.8	48
4"	127.3	114.3	94.9	4"	103.8	54
6"	183.6	168.3	146.4	6"	131.1	76.7



NSF
ITEM NO:US4T03

SKEW TEE

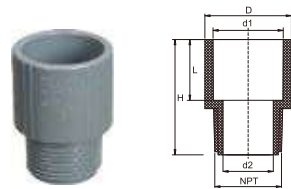
Nom Size	D	d	L1	L2	L3
1/2"	27.54	21.54	19.5	52.99	81
3/4"	33.47	26.87	26	62.05	94
1"	40.8	33.65	27.5	72.4	114



NSF
ITEM NO:US4016

END PLUG

Nom Size	D	d	L	H
1/2"	27.5	21.34	19	22
3/4"	34	26.67	26	30
1"	40.9	33.4	27.5	30.9
1-1/4"	50.1	42.16	29.6	33.4
1-1/2"	56.6	48.26	34	38.6
2"	69	60.33	40.5	44.5
2-1/2"	84.4	73.4	45	51.8
3"	101.3	88.9	49.5	57.2
4"	128	114.3	54	61.6
6"	184.4	168.3	80	89



NSF
ITEM NO:US4017

REDUCING MALE ADAPTOR

Nom Size	D	d	d1	NPT	L	H
3/4"X1/2"	33.4	26.85	13	1/2"	20	42.3

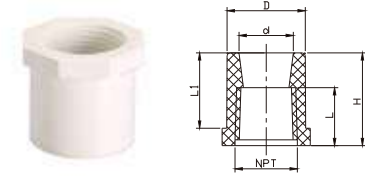
ASTM D2466 PVC PRESSURE PIPES & FITTINGS (SCH40)



ITEM NO:US4T06

REDUCING FEMALE TEE

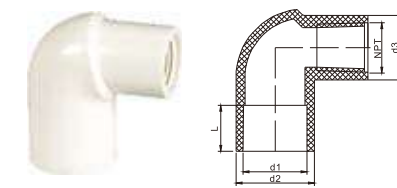
Nom Size	H	L1	L2	NPT	d1	d2	d3
3/4"X1/2"	74	22.3	20	1/2"	33.3	27	28



ITEM NO:US4015

MALE REDUCING RING

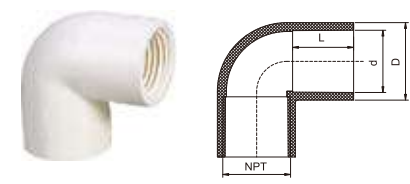
Nom Size	D	d	NPT	H	L	L1
3/4"X1/2"	26.6	18.5	1/2"	32	20	26
1"X1/2"	33.27	26.8	1/2"	34.1	20	27.5
1"X3/4"	33.27	26.8	3/4"	34.1	20	27.5
1-1/4"X1/2"	42.1	/	1/2"	36	18	29
1-1/4"X3/4"	42.1	/	3/4"	36	21	29
1-1/4"X1"	42	34.84	1"	36	24	29
1-1/2"X1/2"	48	40.1	1/2"	41	20	34
1-1/2"X3/4"	48.1	/	3/4"	41	21	34
1-1/2"X1"	48.1	40.1	1"	41	24	34
1-1/2"X1-1/4"	48.1	/	1-1/4"	41	26.5	34
2"X1/2"	60.17	51.77	1/2"	47.5	20	40
2"X3/4"	60.17	51.77	3/4"	47.5	21.5	40
2"X1"	60.17	51.77	1"	47.5	23	40
2"X1-1/4"	60.17	51.77	1-1/4"	47.5	25	40
2"X1-1/2"	60.17	51.77	1-1/2"	47.5	25.5	40



NSF
ITEM NO:US4E06

FEMALE ELBOW LONG

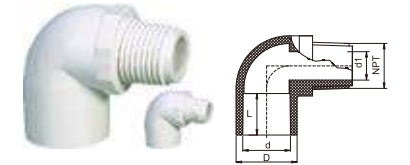
Nom Size	NPT	d1	d2	d3	L
1/2"	1/2"	27.5	33	19.6	27



NSF
ITEM NO:US4E04

FEMALE ELBOW

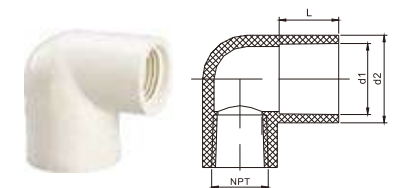
Nom Size	D	d	L	NPT
1/2"	27.8	21.34	19	1/2"
3/4"	33.8	26.67	26	3/4"
1"	40.9	33.4	27.5	1"
1-1/4"	50.1	42.16	29	1-1/4"
1-1/2"	56.6	48.26	34	1-1/2"
2"	69	60.33	40	2"



NSF
ITEM NO:US4E05

MALE THREAD ELBOW

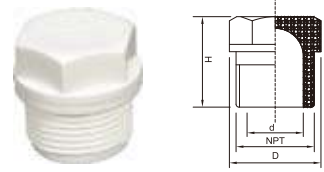
Nom Size	D	d	d1	L	NPT
1/2"	27.5	21.34	13	19	1/2"
1"	41	33.7	24	27.5	1"
1-1/4"	50.1	42.5	30	29	1-1/4"
1-1/2"	56.6	48.6	35	34	1-1/2"
2"	69	60.6	48.2	40	2"
3/4"	33.47	26.87	18.5	20	3/4"



NSF
ITEM NO:US4E07

FEMALE ELBOW SHORT

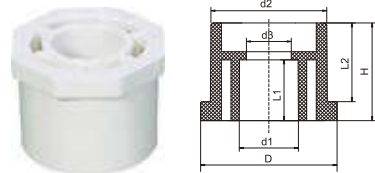
Nom Size	d1	d2	L	NPT
1/2"	27	33.3	22.3	1/2"



NSF
ITEM NO:US4010

● **THREAD PLUG**

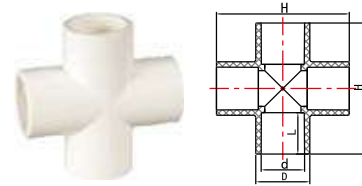
Nom Size	D	d	NPT	H
1/2"	24	13	1/2"	28
3/4"	31	17.8	3/4"	31
1"	39.2	23	1"	37.5
1-1/4"	48.4	30	1-1/4"	26.5
1-1/2"	51	35	1-1/2"	30
2"	62.8	48.2	2"	30.5



NSF
ITEM NO:US4005

● **REDUCING RING**

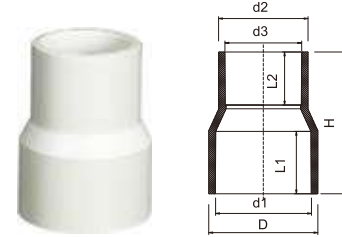
Nom Size	D	d1	d2	d3	H	L1	L2
3/4"X1/2"	31.9	21.34	26.67	18.5	32.6	22.4	26
1"X1/2"	40.3	21.34	33.4	16.3	34.1	22.4	27.2
1"X3/4"	40.8	26.67	33.4	20.6	34.1	25.8	27.5
1-1/4"X1/2"	48.8	21.34	42.16	16.3	36	22.4	28.7
1-1/4"X3/4"	48.9	26.67	42.16	20.6	36	25.8	28.7
1-1/4"X1"	48.9	33.4	42.16	26.9	36	27.5	28.7
1-1/2"X1/2"	55.5	21.34	48.26	16.3	40.8	22.4	33.5
1-1/2"X3/4"	55.5	26.67	48.26	20.6	40.8	25.8	33.5
1-1/2"X1"	55.5	33.4	48.26	26.9	40.8	27	33.4
1-1/2"X1-1/4"	56.6	42.16	48.26	41.0	41.0	29	34
2"X1/2"	68.4	21.34	60.33	16.3	47.4	22	39.6
2"X3/4"	68.4	26.67	60.33	20.6	47.4	25.8	39.6
2"X1"	68.4	33.4	60.33	27.3	47.4	27	39.6
2"X1-1/4"	68.4	42.16	60.33	35.1	47.4	29	39.6
2"X1-1/2"	68.4	48.26	60.33	47	47.5	34	39.6
3"X1-1/2"	108.6	48.26	88.9	43	58	34	50
3"X2"	104	60.33	88.9	55	58	40	50
4"X2"	138	60.33	114.3	55	54	40	45
4"X3"	131	89.5	114.15	84.7	48	46	45
6"X3"	190	89.5	168	84.7	80	48	69
6"X4"	199	114.3	168.3	108	80	54	69



ITEM NO:US4C10

● **CROSS**


Nom Size	D	d	L	H
1/2"	27.5	21.34	18.6	62
3/4"	33.5	26.67	26	82.2
1"	40.9	33.4	27.5	93.5
1-1/4"	50.1	42.16	29	104.8
1-1/2"	56.6	48.26	34	120.9
2"	69	60.33	40	146.92
3"	100.9	89.3	48	190
4"	127.3	114.7	54	227.8



NSF
ITEM NO:US4004

● **REDUCING COUPLING**

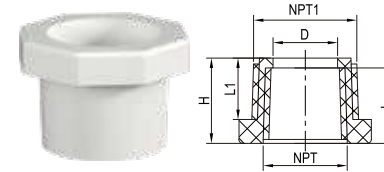
Nom Size	D	d1	d2	d3	H	L1	L2
3/4"X1/2"	33.5	26.67	27.5	21.34	53.9	26	18.5
1"X1/2"	40.9	33.4	27.5	21.34	53.7	27.5	19
1"X3/4"	40.9	33.4	33.5	26.67	63.9	27.5	25.3
1-1/4"X3/4"	50.1	42.16	33.5	26.67	64.4	29	26
1-1/4"X1"	50.1	42.16	40.9	33.4	67.4	29	27.5
1-1/2"X1/2"	56.6	48.26	27.5	21.34	65.4	34	19
1-1/2"X3/4"	56.6	48.26	33.5	26.67	72.4	34	26
1-1/2"X1"	56.6	48.26	40.9	33.4	73.9	34	27.5
1-1/2"X1-1/4"	56.6	48.26	50.1	42.16	74.4	34	29
2"X3/4"	69	60.33	33.5	26.67	82.9	40	26
2"X1"	69	60.33	40.9	33.4	84.4	40	27.5
2"X1-1/4"	69	60.33	50.1	42.16	85.9	40	29
2"X1-1/2"	69	60.33	56.6	48.26	90.9	40	34
4"X3"	127.3	114.95	100.9	89.5	125	55.43	50.23



ITEM NO:US4R01

● **REDUCING FEMALE ADAPTOR**

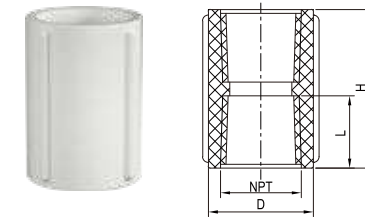
Nom Size	d	RC	D	D1	L	L1	H
3/4"X1/2"	26.85	1/2"	33.4	27.5	20	19	41.5



ITEM NO:US4F002

● **BUSHING MIP X FIP**

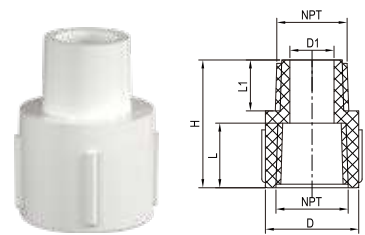
Nom Size	D	NPT	NPT1	H	L1	L2
3/4"x1/2"	16.3	1/2"	3/4"	21.5	19	15.5
1"x1/2"	21.5	1/2"	1"	25.6	19	19
1"x3/4"	20.6	3/4"	1"	25.6	21.5	19
1-1/4"x3/4"	29.55	3/4"	1-1/4"	26.3	21.5	19.5
1-1/4"x1"	27	1"	1-1/4"	28.8	24	22
1-1/2"x3/4"	35.8	3/4"	1-1/2"	29	21.5	22
1-1/2"x1"	27	1"	1-1/2"	29	24	22
1-1/2"x1-1/4"	35.8	1-1/4"	1-1/2"	29	25	22
2"x1/2"	46.8	1/2"	2"	30	19	22.5
2"x1-1/2"	41.8	1-1/2"	2"	30	25.5	22.5



ITEM NO:US4C002

● **COUPLING FIP X FIP**

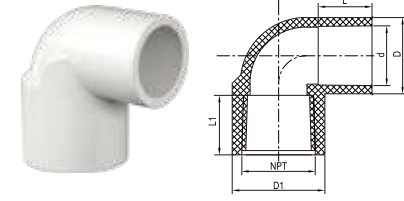
Nom Size	D	NPT	L	H
1/2"	27.5	1/2"	19	41.6
3/4"	33.45	3/4"	21.5	46.9
1"	40.85	1"	26.5	57.3



ITEM NO:US4C003

● **COUPLING FIP X MIP**

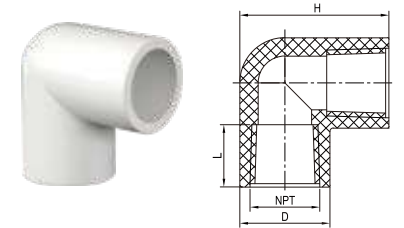
Nom Size	D	D1	NPT	H	L	L1
1/2"	27.5	13	1/2"	37.6	19	15
3/4"	33.45	18.5	3/4"	40.9	21.5	15.5



NSF
ITEM NO:US4EF01

● **FEMALE THREAD ELBOW LONG**

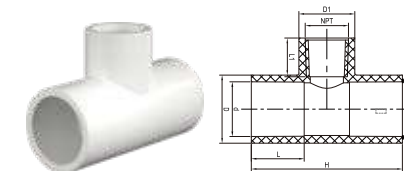
Nom Size	d	D	D1	NPT	L	L1
1/2"x3/4"	21.54	27.54	33.45	3/4"	19.5	21.5
1"x1/2"	33.65	40.8	27.5	1/2"	27.5	19
1"x3/4"	33.65	40.8	33.45	3/4"	27.5	21.5



NSF
ITEM NO:US4EF02

● **90° DEGREE ELBOW FIP X FIP**

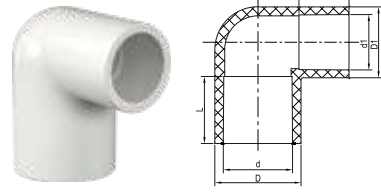
Nom Size	D	NPT	L	H
1/2"	27.5	1/2"	19	45.45
3/4"	33.45	3/4"	21.5	52.53



ITEM NO:US4TF01

● **FEMALE TEE, SLIP X SLIP X FIP**

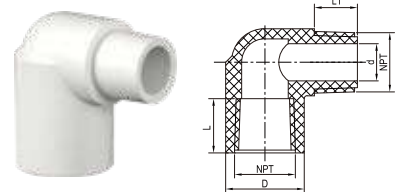
Nom Size	d	D	D1	NPT	L	L1	H
3/4"x1/2"	26.87	33.47	27.5	1/2"	126	19	74.2
1-1/4"x1/2"	42.5	50.1	27.5	1/2"	29	19	80.2
1-1/4"x3/4"	42.5	50.1	33.45	3/4"	29	21.5	85.5
1-1/2"x3/4"	48.55	56.56	33.45	3/4"	34	21.5	95.4
1-1/2"x1"	48.55	56.56	40.85	1"	34	26.5	101.1
2"x1/2"	60.6	69	27.5	1/2"	40	19	102.2
2"x3/4"	60.6	69	33.45	3/4"	40	21.5	108.4
2"x1"	60.6	69	40.85	1"	40	26.5	114.1



NSF
ITEM NO:US4RE01

90° DEGREE REDUCING ELBOW

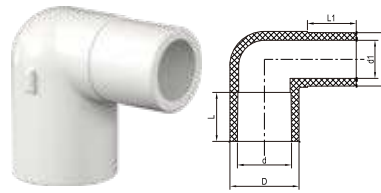
Nom Size	d	d1	D	D1	L	L1
3/4"x1/2"	26.87	21.54	33.47	27.54	26	19.5
1"x1/2"	33.65	21.54	40.8	27.54	27.5	19.5
1"x3/4"	33.65	26.87	40.8	33.47	27.5	26
1-1/4"x1"	42.5	33.65	50.1	40.8	29	27.5



NSF
ITEM NO:US4RE03

90° DEGREE STRAIGHT ELBOW MIP X FIP

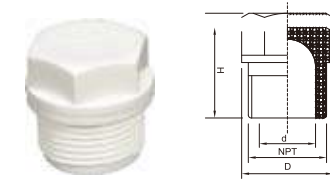
Nom Size	d	D	NPT	L	L1
1/2"	13	27.5	1/2"	19	15
3/4"	18.5	33.45	3/4"	21.5	15.5
1"	24	40.85	1"	26.5	19



ITEM NO:US4RE02

90° DEGREE STRAIGHT ELBOW

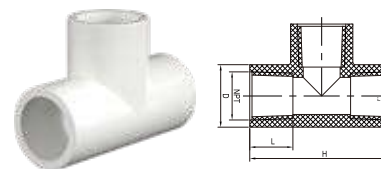
Nom Size	d	d1	D	D1	L	L1
1/2"	21.54	15.2	27.54	21.24	19.5	19.5
3/4"	26.87	20	33.47	26.57	26	26
1"	33.65	26.1	40.8	33.27	27.5	27.5
1-1/4"	42.5	34.4	50.1	42.02	29	29
1-1/2"	48.55	40.1	56.56	48.11	34	34
2"	60.6	51.8	69	60.18	40	40



NSF
ITEM NO:US4010

THREAD PLUG

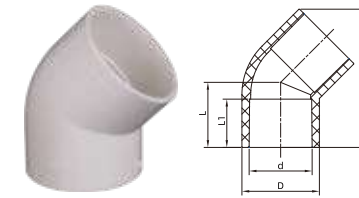
Nom Size	D	d	NPT	H
1/2"	24	13	1/2"	28
3/4"	31	17.8	3/4"	31
1"	39.2	23	1"	37.5
1-1/4"	48.4	30	1-1/4"	26.5
1-1/2"	51	35	1-1/2"	30
2"	62.8	48.2	2"	30.5



NSF
ITEM NO:US4TF02

TEE FIP X FIP X FIP

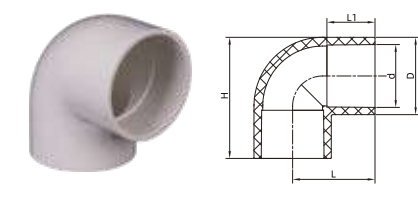
Nom Size	D	NPT	L	H
1/2"	27.5	1/2"	19	63.4
3/4"	33.45	3/4"	21.5	71.6



ITEM NO:USII4E01

45° ELBOW

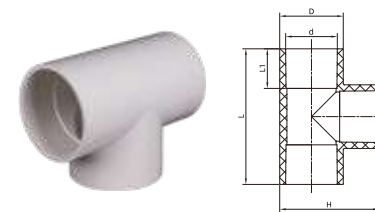
Nom Size	D	d	L	L1	H
1/2"	26.5	21.5	22.3	16.5	47.2
3/4"	32.2	26.9	25.4	18.5	54.6
1"	39.6	33.7	29.8	21	64.7
1-1/4"	49.1	42.5	33.9	23	75.1
1-1/2"	55.8	48.6	39.3	27	86.6
2"	67.8	60.6	43.1	28.5	97.4
2-1/2"	82.6	73.53	51.8	34.3	117.43
3"	99.1	89.5	58	36.5	133.84
4"	125.1	114.95	67.4	41	159.08



ITEM NO:USII4E02

90° ELBOW

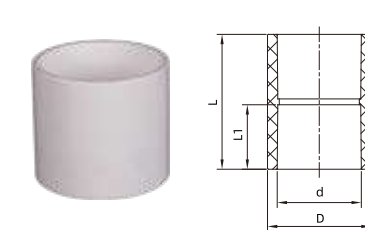
Nom Size	D	d	L	L1	H
1/2"	26.5	21.5	28.3	16.5	41.5
3/4"	32.2	26.9	33	18.5	49.1
1"	39.6	33.7	39.4	21	59.2
1-1/4"	49.1	42.5	45.9	23	70.4
1-1/2"	55.8	48.6	53.2	27	81.1
2"	67.8	60.6	60.3	28.5	94.2
2-1/2"	82.6	73.53	73.4	34.3	114.7
3"	99.1	89.5	83.5	36.5	113.05
4"	125.1	114.95	100.9	41	163.45



ITEM NO:USII4T01

STRAIGHT TEE

Nom Size	D	d	L	L1	H
1/2"	26.5	21.5	56.5	16.5	41.5
3/4"	32.2	26.9	66	18.5	49.1
1"	39.6	33.7	78.8	21	59.2
1-1/4"	49.1	42.5	91.7	23	70.4
1-1/2"	55.8	48.6	106.4	27	81.1
2"	67.8	60.6	120.6	28.5	94.2
2-1/2"	82.6	73.53	146.8	34.3	115.6
3"	99.1	89.5	167	36.5	133.95
4"	125.1	114.95	201.8	41	164.05

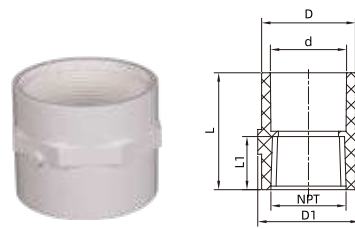


ITEM NO:USII4003

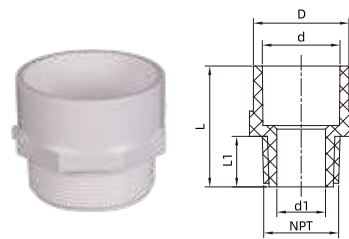
COUPLING

Nom Size	D	d	L	L1
1/2"	26.5	21.5	19.5	16.5
3/4"	32.2	26.9	21.6	18.5
1"	39.6	33.7	24.4	21
1-1/4"	49.1	42.5	27.2	23
1-1/2"	55.8	48.6	31.2	27
2"	67.8	60.6	33.1	28.5
2-1/2"	82.6	73.53	73.4	34.3
3"	99.1	89.5	77.8	36.5
4"	125.1	114.95	86.8	41

PVC PRESSURE FITTINGS TYPE II (SCH40) ASTM D2466



ITEM NO:USII4011



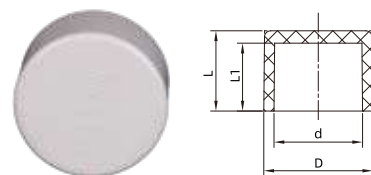
ITEM NO:USII4012

FEMALE ADAPTOR

Nom Size	D	d	L	L1	D1	NPT
1/2"	26.5	21.5	33	15	28.7	1/2"
3/4"	32.2	26.9	36	16	34.9	3/4"
1"	39.6	33.7	42.5	19.5	42.9	1"
1-1/4"	49.1	42.5	46.5	21	53.2	1-1/4"
1-1/2"	55.8	48.6	51.5	22	60.4	1-1/2"
2"	67.8	60.6	55	24	73.4	2"
2-1/2"	82.6	73.53	71	31.9	82.6	2-1/2"
3"	99.1	89.5	74.8	33.5	99.1	3"
4"	125.1	114.95	81.9	36.1	125.1	4"

MALE ADAPTOR

Nom Size	D	d	L	L1	D1	NPT
1/2"	26.5	21.5	33.5	14	13.5	1/2"
3/4"	32.2	26.9	36.6	15	18	3/4"
1"	39.6	33.7	43.4	19	23	1"
1-1/4"	49.1	42.5	47.2	20	32.4	1-1/4"
1-1/2"	55.8	48.6	52.2	21	38	1-1/2"
2"	67.8	60.6	56.1	23	49.4	2"
2-1/2"	80.8	73.53	70.7	30.9	59.3	2-1/2"
3"	97.7	89.5	74.8	32.5	74.1	3"
4"	123	114.95	82.4	35.1	99.5	4"



ITEM NO:USII4016

END PLUG

Nom Size	D	d	L	L1
1/2"	26.5	21.5	19.5	16.5
3/4"	32.2	26.9	21.6	18.5
1"	39.6	33.7	24.4	21
1-1/4"	49.1	42.5	27.2	23
1-1/2"	55.8	48.6	31.2	27
2"	67.8	60.6	33.1	28.5
2-1/2"	82.6	73.53	40.2	34.3
3"	99.11	89.5	42.2	36.5
4"	125.56	114.95	47.4	41




PVC PRESSURE PIPES AND FITTINGS (SCH80)

PRESSURE

PVC SCH80 PIPES & FITTINGS

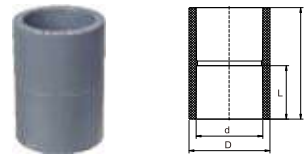
ASTM D2467



ITEM NO:US8001

PRESSURE PIPES

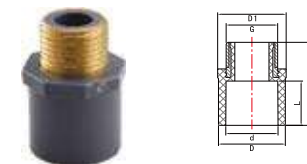
Nom Size	Outer Dia	Wall Thickness
1/2"	21.34	3.73
3/4"	26.67	3.91
1"	33.4	4.55
1-1/4"	42.16	4.85
1-1/2"	48.26	5.08
2"	60.33	5.54
2-1/2"	73.03	7.01
3"	88.9	7.62
4"	114.3	8.56
5"	141.3	9.52
6"	168.3	10.97
8"x12.7	219.08	12.7



ITEM NO:US8003

COUPLING

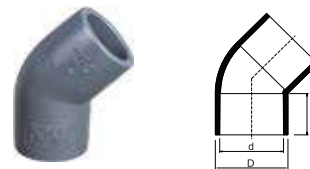
Nom Size	D	d	H	L
1/2"	29.3	21.34	48.8	22.7
3/4"	35.1	26.67	55.2	26.0
1"	43.1	33.4	61.6	29.1
1-1/4"	52.4	42.16	67.4	32.3
1-1/2"	59	48.26	74.3	35.4
2"	72	60.33	80.1	38.6
2-1/2"	87.8	73.03	95.3	45
3"	104.9	88.9	101	48.1
4"	132.4	114.3	120.5	57.4
6"	191.2	168.3	160.3	76.7
8"	247.2	219.08	212	102.6
10"	305.9	273.05	263	128
12"	361.5	323.85	317	153.5



ITEM NO:US8C01

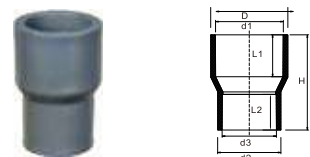
MALE ADAPTOR WITH BRASS

Nom Size	D1	D	d	H	L	G
1/2"	30.4	29.4	21.34	44.2	22.7	1/2"
3/4"	36.1	35.1	26.67	48.9	25.9	3/4"
1"	44.1	43.1	33.4	54.5	29.1	1"
1-1/4"	53.4	52.4	42.16	63.1	32.3	1-1/4"
1-1/2"	60	59	48.26	69.7	35.4	1-1/2"
2"	73	72	60.33	76.1	38.6	2"



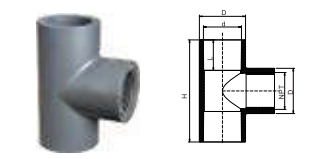
45° ELBOW

Nom Size	D	d	L
1/2"	29.3	21.34	22.7
3/4"	35.1	26.67	25.9
1"	43.1	33.4	29.1
1-1/4"	52.4	42.16	32.3
1-1/2"	59	48.26	35.4
2"	72.5	60.33	38.6
2-1/2"	87.8	73.03	45
3"	104.9	88.9	48.1
4"	132.4	114.3	57.6
6"	191.2	168.3	76.7
8"	247.2	216.08	102.6
10"	305.9	273.05	128
12"	361.5	323.85	153.5



REDUCING COUPLING

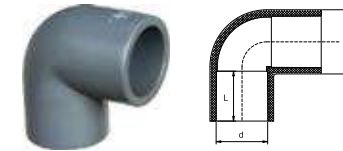
Nom Size	D	d1	d2	d3	H	L1	L2
3/4"x1/2"	35.1	26.67	29.3	21.34	57.5	25.9	22.7
1"x1/2"	43.4	33.4	29.8	21.34	63.1	29.1	22.7
1"x3/4"	43.1	33.4	35.5	26.67	65.4	29.1	25.9
1-1/4"x1/2"	52.4	42.16	29.3	21.34	66.4	32.3	22.7
1-1/4"x3/4"	52.4	42.16	35.1	26.67	67.6	32.3	25.9
1-1/4"x1"	52.4	42.16	43.4	33.4	72.2	33	28.2
1-1/2"x1/2"	59	48.26	29.3	21.34	70.5	35.4	22.7
1-1/2"x3/4"	59	48.26	35.5	26.67	73.7	35.4	25.9
1-1/2"x1"	59	48.26	43.5	33.4	76.9	35.4	28.8
1-1/2"x1-1/4"	59	48.26	52.4	42.16	80.1	35.4	32.3
2"x1/2"	72	60.33	29.3	21.34	79.7	38.6	22.7
2"x3/4"	72	60.33	35.1	26.67	81.4	38.6	25.9
2"x1"	72	60.33	43.1	33.4	84.6	38.6	29.1
2"x1-1/4"	72	60.33	52.4	42.16	87.8	38.6	32.9
2"x1-1/2"	72	60.33	59	48.26	90.9	38.6	35.4



FEMALE TEE

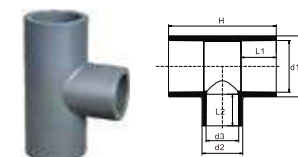
Nom Size	D	d	L	H	NPT
1/2"	32.5	21.34	22.7	70.8	1/2"
3/4"	38.1	26.67	25.9	82.5	3/4"
1"	46	33.4	29.1	97.4	1"

ASTM D2467 PVC PRESSURE PIPES & FITTINGS (SCH80)



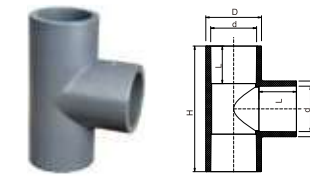
90° ELBOW

Nom Size	D	d	L
1/2"	29.8	21.34	22.7
3/4"	35.6	26.67	25.9
1"	43.1	33.4	29.1
1-1/4"	52.4	42.16	32.3
1-1/2"	59	48.26	35.4
2"	72	60.33	38.6
2-1/2"	87.8	73.03	45
3"	104.9	88.9	48.1
4"	132.4	114.3	56.6
6"	190.9	168.3	76.7
8"	247.2	219.08	102.6
10"	305.9	273.05	128
12"	361.5	323.85	153.5



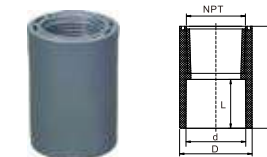
REDUCING TEE

Nom Size	D	d1	d2	d3	L1	L2	H
3/4"x1/2"	35.5	26.67	30	21.34	25.9	22.7	79.1
1"x1/2"	43.1	33.4	29.3	21.34	29.1	22.7	80.5
1"x3/4"	43.1	33.4	35.1	26.67	29.1	25.9	91
1-1/4"x1/2"	52.4	42.16	29.3	21.34	32.3	22.7	92.2
1-1/4"x3/4"	52.4	42.16	35.1	26.67	32.3	25.9	97.3
1-1/4"x1"	52.4	42.16	43.1	33.4	32.3	29.1	105.8
1-1/2"x1/2"	59	48.26	29.3	21.34	35.4	22.7	97.6
1-1/2"x3/4"	59	48.26	35.1	26.67	35.4	25.9	103.7
1-1/2"x1"	59	48.26	43.1	33.4	35.4	29.1	110.5
1-1/2"x1-1/4"	59	48.26	52.4	42.16	35.4	32.3	118.9
2"x1/2"	72	60.33	29.3	21.34	38.6	22.7	104.7
2"x3/4"	72	60.33	35.1	26.67	38.6	25.9	109.7
2"x1"	72	60.33	43.1	33.4	38.6	29.1	115.9
2"x1-1/4"	72	60.33	52.4	42.16	38.6	32.3	124.6
2"x1-1/2"	72	60.33	59	48.26	38.6	35.4	131.6



STRAIGHT TEE

Nom Size	D	d	L	H
1/2"	29.3	21.34	22.4	70.8
3/4"	35.4	26.67	25.9	82.4
1"	43.1	33.4	29.1	97.6
1-1/4"	52.4	42.16	32.3	110.9
1-1/2"	59	48.26	35.4	122.7
2"	72	60.33	38.6	142.7
2-1/2"	87.8	73.03	45	168.2
3"	104.9	88.9	48.1	190.2
4"	132.4	114.3	57.6	235.6
6"	191.2	168.3	76.7	333.2
8"	247.2	219.08	102.6	445
10"	305.9	273.05	128	556
12"	361.5	323.85	153.5	663

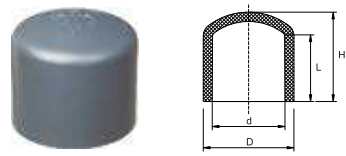


FEMALE ADAPTOR

Nom Size	D	d	H	L	NPT
1/2"	32.5	21.34	45.7	22.7	1/2"
3/4"	38.1	26.67	54.8	25.9	3/4"
1"	46	33.4	58.7	29.1	1"
1-1/4"	55.9	42.16	64.3	32.3	1-1/4"
1-1/2"	63.5	48.26	70.9	35.4	1-1/2"
2"	76.2	60.33	74.6	38.6	2"
2-1/2"	87.8	73.03	92.3	45	2-1/2"
3"	104.9	88.9	97.9	48.1	3"
4"	132.4	114.3	109.9	57.6	4"
6"	191.2	168.3	135.6	76.7	6"
8"	247.2	219.08	167	102.6	8"
10"	305.9	273.05	198	128	10"
12"	361.5	323.85	231.5	153.5	12"

PVC SCH80 PIPES & FITTINGS

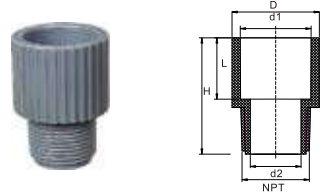
ASTM D2467



NSF
ITEM NO:US8016

END PLUG

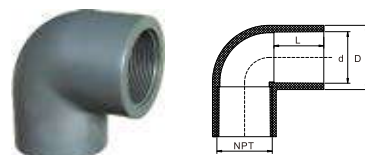
Nom Size	D	d	L	H
1/2"	29.3	21.34	22.7	39.7
3/4"	35.1	26.67	25.9	33.9
1"	43.1	33.4	29.1	33.8
1-1/4"	52.4	42.16	32.3	43
1-1/2"	59	48.26	35.4	45.8
2"	72	60.33	38.6	51.8
2-1/2"	87.58	73.38	44.95	56.85
3"	105	89.31	51.61	61.5
4"	132	114.76	60.95	71.8
6"	191	168.83	80.5	94.5



NSF
ITEM NO:US8012

MALE ADAPTOR

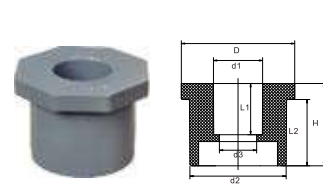
Nom Size	D	d1	d2	NPT	H	L
1/2"	30	21.34	9.4	1/2"	46.5	23.2
3/4"	35.8	26.67	14	3/4"	55.9	25.9
1"	44	33.4	18.8	1"	61	29.1
1-1/4"	53	42.16	26.8	1-1/4"	65.5	32.5
1-1/2"	60	48.26	32.4	1-1/2"	70.9	35.4
2"	73	60.33	43.3	2"	76.7	38.6
2-1/2"	88.2	73.03	51.0	2-1/2"	93.2	44.8
3"	104.9	88.9	66.0	3"	99.0	48.1
4"	132	114.3	89.9	4"	112	57.0
6"	191.2	168.3	138.3	6"	138.5	76.7
8"	247.2	219.08	186	8"	173	102.6
10"	305.9	273.05	235	10"	206	128
12"	361.5	323.85	281	12"	239	153.5



NSF
ITEM NO:US8E04

FEMALE ELBOW

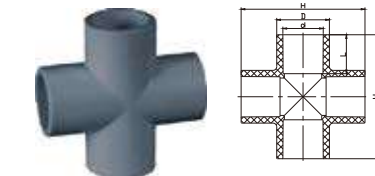
Nom Size	D	d	L	NPT
1/2"	32.5	21.34	22.7	1/2"
3/4"	38.1	26.67	25.9	3/4"
1"	46	33.4	29.1	1"
1-1/4"	55.9	42.16	32.3	1-1/4"
1-1/2"	63.5	48.26	35.4	1-1/2"
2"	76.2	60.33	38.6	2"



NSF
ITEM NO:US8005

REDUCING RING

Nom Size	D	d1	d2	d3	L1	L2	H
3/4"x1/2"	35	21.34	26.67	14	22.2	26	32.4
1"x1/2"	43	21.34	33.4	14	22.2	29	35.6
1"x3/4"	43	26.67	33.4	18	26	29	35.6
1-1/4"x1/2"	52.4	21.34	42.16	13.5	22.7	31.5	40
1-1/4"x3/4"	52.4	26.64	42.16	17.8	25.9	31.5	40
1-1/4"x1"	52.4	33.4	42.16	24	29.1	31.5	40
1-1/2"x1/2"	59	21.34	48.26	13	22.7	35	43
1-1/2"x3/4"	58.5	26.67	48.26	17.3	25.9	35	43
1-1/2"x1"	59	33.4	48.26	24.3	29.1	35	43
1-1/2"x1-1/4"	59	42.16	48.26	31.2	32.3	35	43
2"x1/2"	72	21.34	60.33	13	22.7	39	49
2"x3/4"	72	33.4	60.33	23.5	29.1	39	49
2"x1"	72	26.67	60.33	18	29.1	38.3	48.6
2"x1-1/4"	72	42.16	60.33	32	32.3	39	49
2"x1-1/2"	72	48.26	60.33	36.2	35.4	38.6	48.6
3"x1-1/2"	104.9	48.26	88.9	42	35.5	47.1	55.1
3"x2"	104.9	60.33	88.9	53.8	38.6	47.1	55.1
3"x2-1/2"	104.9	73.4	88.7	66	45	53.5	61.5
4"x1-1/2"	132.4	48.26	114.3	42	35.5	56.6	65.1
4"x2"	132.4	60.33	114.3	53.8	38.6	56.6	65.1
4"x3"	132.4	88.9	114.3	82	48.1	56.6	65.1
6"x4"	191.2	114.3	168.3	106.1	57.6	76.7	86.7



NSF
ITEM NO:US8C001

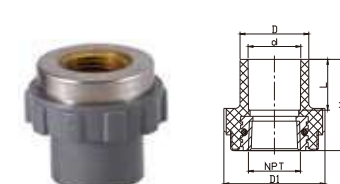
CROSS TEE

Nom Size	D	d	L	H
1/2"	29.4	21.34	23	71
3/4"	35	26.67	26	82.5
1"	43	33.4	29	97.5
1-1/4"	52	42.16	32	111
1-1/2"	59	48.26	35	124
2"	72	60.33	39	143



ASTM D2467

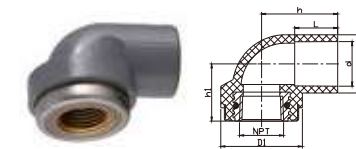
PVC SCH80 PIPES & FITTINGS



ITEM NO:UP8S015

FEMALE ADAPTOR WITH BRASS

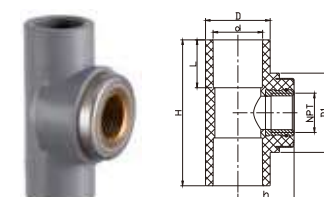
Nom Size	D1	D	d	L	NPT	H
1/2"	45.3	29.4	21.34	23	1/2"	40.5
1/2"x3/4"	51.6	29.4	21.34	23	3/4"	43.5
3/4"	51.6	35	26.67	26	3/4"	46.5
3/4"x1/2"	45.3	35	26.67	26	1/2"	44.5
1"	59	43	33.4	29	1"	53.5
1"x3/4"	51.6	43	33.4	29	3/4"	50



ITEM NO:UP8S016

FEMALE ELBOW WITH BRASS

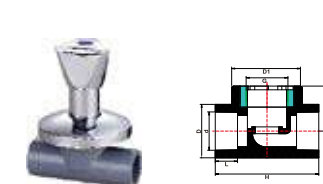
Nom Size	D1	D	d	L	NPT	h	h1
1/2"	42.9	29.4	21.34	23	1/2"	39.4	28
1/2"x3/4"	49.2	29.4	21.34	23	3/4"	38.5	31.5
3/4"	49.2	35	26.67	26	3/4"	45.9	34.5
3/4"x1/2"	42.9	35	26.67	26	1/2"	39.5	30.5
1"	56.7	43.54	34.05	29.08	1"	50	41
1-1/4"	67	52	42.16	32	1-1/4"	60	46.5
1-1/2"	73	59	48.26	35	1-1/2"	66	51
2"	87.6	72	60.33	39	2"	75	61



ITEM NO:UP8S017

FEMALE TEE WITH BRASS

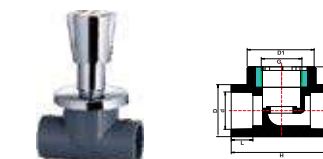
Nom Size	D1	D	d	L	NPT	h	h1
1/2"	42.9	29.4	21.34	23	1/2"	28	77
1/2"x3/4"	49.2	29.4	21.34	23	3/4"	31.5	77
3/4"	49.2	35	26.67	26	3/4"	34.5	92
3/4"x1/2"	42.9	35	26.67	26	1/2"	30.5	79
1"	56.7	43.54	34.05	29.08	1"	41	100
1-1/4"	67	52	42.16	32	1-1/4"	46.5	120
1-1/2"	73	59	48.26	35	1-1/2"	51	132
2"	87.6	72	60.33	39	2"	61	150



ITEM NO:UP8S012

PVC STOP VALVE TYPE I

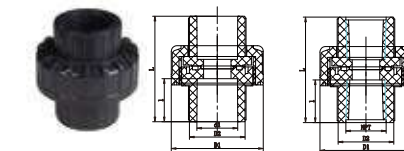
Nom Size	D	d	G	L	H	D1	H1
20X1/2"	29.8	21.34	1/2"	22.7	80	35	30
25X3/4"	36	26.99	3/4"	24	82	42	/
32X1"	43.7	33.7	1"	25	93	51.7	39



ITEM NO:UP8S013

PVC STOP VALVE TYPE II


Nom Size	D	d	G	L	H	D1	H1
20X1/2"	29.8	21.34	1/2"	22.7	80	35	30
25X3/4"	36	26.99	3/4"	24	82	42	/
32X1"	43.7	33.7	1"	25	93	51.7	39



ITEM NO:UU001

PVC SCH80 UNION

Nom Size	d1	D2	D1	l	L	NPT
1/2"	21.5	29.3	48.5	22.7	55.6	1/2"
3/4"	26.9	35.1	59	25.9	61.2	3/4"
1"	33.7	43.1	67.4	29.1	68	1"
1-1/4"	42.4	52.4	78.2	32.3	75.8	1-1/4"
1-1/2"	48.6	59	92.8	35.4	82.5	1-1/2"
2"	60.6	72	113.4	38.6	90.5	2"



PVC PRESSURE FITTINGS

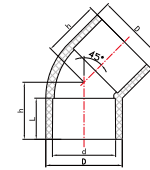
(BS4346)

PRESSURE



BS4346 BS1452

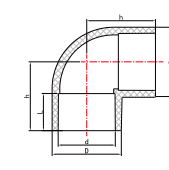
PVC PRESSURE FITTINGS



ITEM NO:BS001

45° ELBOW

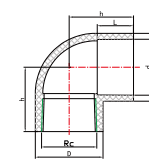
Nom Size	D	d	L	h
1/2"	28.5	21.34	17	23.14
3/4"	34.5	26.67	20	27.18
1"	41.7	33.4	23	32
1-1/4"	51.4	42.16	27.5	38.28
1-1/2"	59.8	48.26	30.5	43
2"	74	60.33	36.5	52
3"	105.7	88.9	51	73
4"	134.5	114.3	63.5	92.5
6"	196.7	168.3	91	132



ITEM NO:BS002

90° ELBOW

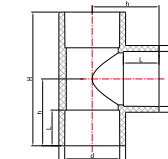
Nom Size	D	d	L	h
1/2"	28.5	21.34	17	30
3/4"	34.5	26.67	20	35.5
1"	41.7	33.4	23	42
1-1/4"	51.4	42.16	27.5	51
1-1/2"	59.8	48.26	30.5	58.5
2"	74	60.33	36.5	71
3"	105.7	88.9	51	102
4"	134.5	114.3	63.5	127.5
6"	196.7	168.3	91	183.5



ITEM NO:BS003

FEMALE ELBOW

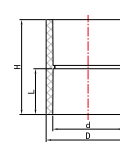
Nom Size	D	d	L	h	Rc
1/2"	28.5	21.34	17	28.25	1/2"
3/4"	34.5	26.67	20	34.25	3/4"
1"	41.7	33.4	23	39.35	1"
1-1/4"	51.4	42.16	27.5	48.8	1-1/4"
1-1/2"	59.8	48.26	30.5	54.1	1-1/2"
2"	74.5	60.33	36.5	67.75	2"



ITEM NO:BS004

TEE

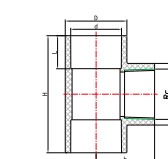
Nom Size	D	d	L	H	h
1/2"	28.5	21.34	17	59	29.5
3/4"	34.5	26.67	20	71	35.5
1"	41.7	33.4	23	84	42
1-1/4"	51.4	42.16	27.5	103	51.5
1-1/2"	59.8	48.26	30.5	117	58.5
2"	74.5	60.33	36.5	143	71.5
3"	105.7	88.9	51	202.7	101.35
4"	134.5	114.3	63.5	255	127.5
6"	196.7	168.3	91	367	183.5



ITEM NO:BS007

COUPLING

Nom Size	D	d	L	h
1/2"	27.5	21.34	17	36
3/4"	33.5	26.67	20	42
1"	40.7	33.4	23	48
1-1/4"	50.4	42.16	27.5	57
1-1/2"	59.4	48.26	30.5	64
2"	74	60.33	36.5	77
3"	103.5	88.9	51	109
4"	134.5	114.3	63.5	132
6"	194.7	168.3	91	188



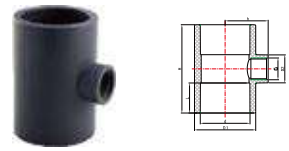
ITEM NO:BS005

FEMALE TEE

Nom Size	D	d	L	H	h	Rc
1/2"	28.5	21.34	17	56.5	28.25	1/2"
3/4"	34.5	26.67	20	68.5	34.25	3/4"
1"	41.7	33.4	23	80	39.35	1"
1-1/4"	51.4	42.16	27.5	97.6	48.8	1-1/4"
1-1/2"	59.8	48.26	30.5	109	54.1	1-1/2"
2"	74.5	60.33	36.5	135.5	67.75	2"

PVC PRESSURE FITTINGS

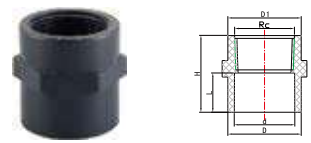
BS4346 BS1452



ITEM NO:BS006

FEMALE REDUCING TEE

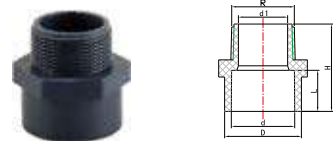
Nom Size	D1	D2	d	L	H	h	G
1"X1/2"	41.7	28.5	33.69	23	69.6	35	1/2"
1"X3/4"	41.7	34.5	33.7	23	75	37.75	3/4"
1-1/2"X1/2"	59.8	28.5	48.38	30.5	85.5	42	1/2"
2"X1/2"	74.5	28.5	60.5	36.5	102	51	1/2"
2"X3/4"	74.5	34	60.33	36.5	107.38	52.36	3/4"



ITEM NO:BS009

FEMALE ADAPTOR

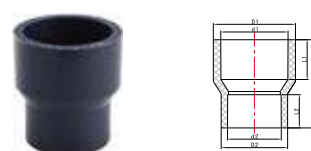
Nom Size	D	D1	d	L	H	Rc
1/2"	28.5	28.5	21.34	17	35.5	1/2"
3/4"	34.5	34.5	26.67	20	41	3/4"
1"	41.7	41.7	33.4	23	45.6	1"
1-1/4"	51.4	51.4	42.16	27.5	53.7	1-1/4"
1-1/2"	59.8	59.4	48.26	30.5	62	1-1/2"
2"	74	76	60.33	36.5	76	2"
3"	103.5	105	88.9	51	100	3"
4"	134.5	136	114.3	63.5	120	4"
6"	196.7	196.7	168.3	91	149	6"



ITEM NO:BS010

MALE ADAPTOR

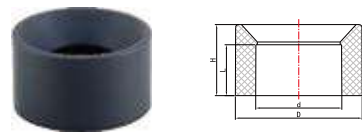
Nom Size	D	d	d1	L	H	Rc
1/2"	28.5	21.34	12.2	17	41.5	1/2"
3/4"	34.5	26.67	16	20	46.5	3/4"
1"	41.7	33.4	23	23	55	1"
1-1/4"	51.4	42.16	33	27.5	58.5	1-1/4"
1-1/2"	59.8	48.26	37	30.5	63	1-1/2"
2"	74	60.33	47	36.5	75	2"
3"	103.5	88.9	72	51	99	3"
4"	134.5	114.3	94	63.5	122	4"
6"	196.7	168.3	136.6	91	157.5	6"



ITEM NO:BS012

REDUCING COUPLING

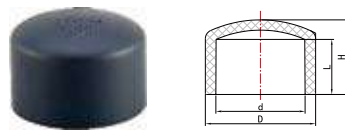
Nom Size	D1	D2	d1	d2	L1	L2	H
2"X1-1/2"	73.9	59.8	60.33	48.26	36.5	30.5	81



ITEM NO:BS008

REDUCING BUSH

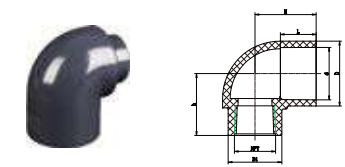
Nom Size	D	d	L	H
3/4"X1/2"	26.67	21.34	17	20
1"X1/2"	33.4	21.34	17	23
1"X3/4"	33.4	26.67	20	23
1-1/4"X1/2"	42.16	21.34	17	27.5
1-1/4"X3/4"	42.16	26.67	20	27.5
1-1/4"X1"	42.16	33.4	23	27.5
1-1/2"X1/2"	48.26	21.34	17	30.5
1-1/2"X3/4"	48.26	26.67	20	30.5
1-1/2"X1"	48.26	33.4	23	30.5
1-1/2"X1-1/4"	48.26	42.16	27.5	30.5
2"X1/2"	60.33	21.34	17	36.5
2"X3/4"	60.33	26.67	20	36.5
2"X1"	60.33	33.4	23.8	36.5
2"X1-1/4"	60.33	42.16	28.2	36.5
2"X1-1/2"	60.33	48.26	30.5	36.5
3"X1-1/2"	88.9	48.26	30.5	51
3"X2"	88.9	60.33	36.5	51
4"X2"	114.3	60.33	36.5	63.5
4"X3"	114.3	88.9	51	63.5
6"X4"	168.3	114.3	63.5	91



ITEM NO:BS011

END PLUG

Nom Size	D	d	L	h
1/2"	28.5	21.34	17	22.58
3/4"	34.5	26.67	20	26.51
1"	41.7	33.4	23	30.56
1-1/4"	51.4	42.16	27.5	36.55
1-1/2"	59.8	48.26	30.5	41.32
2"	74	60.33	36.5	49.65
3"	105.7	88.9	51	68.64
4"	134.5	114.3	63.5	85.65
6"	196.7	168.3	91	124.04

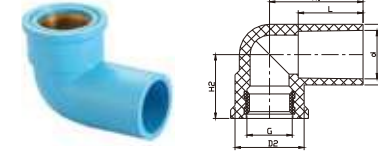


ITEM NO:BS013

REDUCING FEMALE 90° ELBOW

Nom Size	D	D1	d	L	NPT	H	h
1"X1/2"	41.7	28.5	33.7	23	1/2"	39.35	34.35
1"X3/4"	41.7	34.5	33.7	23	3/4"	39.35	39.75

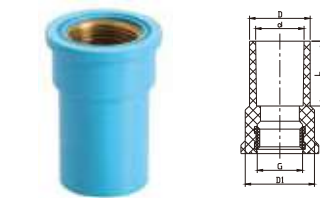
PVC PRESSURE FITTINGS JIS STANDARD



ITEM NO:PJS001

FEMALE BRASS ELBOW


Nom Size	D1	D2	d	L	H1	H2	G
18 (1/2")	28	32	22.4	30	43.25	29.5	1/2"
20 (3/4")	33.05	37.8	23.6	35	51	36	3/4"



ITEM NO:PJS002

FEMALE BRASS COUPLING

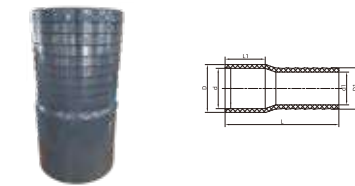
Nom Size	D	d	D1	G	L	H
18 (1/2")	28	22.4	32	1/2"	30	52
20 (3/4")	33.05	26.45	37.8	3/4"	35	60



ITEM NO:PJS003

FEMALE BRASS TEE

Nom Size	D1	D2	d	L	H1	H2	H	G
18 (1/2")	28	32	22.4	30	43.25	32	86.5	1/2"
20 (3/4")	33.05	37.8	26.45	35	50.15	37.5	100.3	3/4"



ITEM NO:PJS004

PVC SWAGED HOSE NIPPLE

Size	Nom	D	d	D1	d1	L	L1
3"	89	75	77	61	212	74.8	
4"	114	100	102	86	245	94	
5"	140	125	127	112	280	111.7	



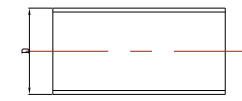
PVC PRESSURE FITTINGS (AS/NZS1477)

PRESSURE



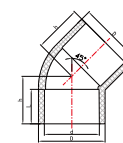
AS/NZS1477

PVC PRESSURE PIPES & FITTINGS



● PRESSURE PIPES

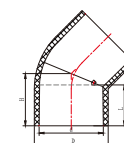
Nom Size	Outer Dia	PN9 Thickness	PN12 Thickness	PN15 Thickness
15	21.2-21.5	/	/	1.4-1.7
20	26.6-26.9	/	1.4-1.7	1.7-2.1
25	33.4-33.7	1.4-1.7	1.7-2.1	2.1-2.5
32	42.1-42.4	1.7-2.1	2.2-2.6	2.7-3.2
40	48.1-48.4	1.9-2.3	2.5-3.0	3.1-3.6
50	60.2-60.5	2.4-2.8	3.1-3.6	3.8-4.4
65	75.2-75.5	3.0-3.5	3.9-4.5	4.8-5.5
80	88.7-89.1	3.5-4.1	4.6-5.3	5.7-6.5
100	114.1-114.5	4.5-5.2	5.9-6.7	7.3-8.2
125	140.0-140.4	5.5-6.3	7.2-8.1	8.9-10
150	160.0-160.5	6.3-7.1	8.3-9.3	10.2-11.4
175	200.0-200.5	7.1-8.0	9.3-10.4	11.5-12.8
200	225.0-225.6	7.9-8.9	10.5-11.7	12.9-14.4
225	250.0-250.7	8.8-9.9	11.6-13	14.4-16



ITEM NO:AUSE01

● 45° LBOW

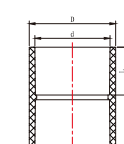
Nom Size	D	d	L	h
15	27.3	21.70	20.00	27.12
20	33.6	27.20	22.00	29.97
25	40.6	34.00	24.00	33.42
32	50.7	42.70	29.00	40.10
40	58.3	48.70	32.00	45.05
50	70.8	60.80	38.00	53.60
65	87.8	75.80	46.00	64.70
80	103.4	89.40	52.00	73.48
100	133	115.00	62.00	88.57
150	185	161.00	89.00	125.10



ITEM NO:AUSEL01

● 45° ELBOW L TYPE

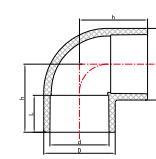
Nom Size	D	d	L	h
40	56	48.7	31	39.6



ITEM NO:AUSL003

● COUPLING L TYPE

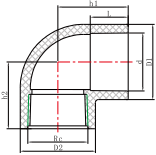
Nom Size	D	d	L	h
15	25.3	21.7	18.5	39.4
20	56	48.7	31	65



ITEM NO:AUSE02

● 90° LBOW

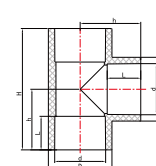
Nom Size	D	d	L	h
15	27.3	21.70	20.00	33.00
20	33.6	27.20	22.00	37.50
25	40.6	34.00	24.00	43.00
32	50.7	42.70	29.00	52.50
40	58.3	48.70	32.00	59.10
50	70.8	60.80	38.00	71.40
65	87.8	75.80	46.00	86.90
80	103.4	89.40	52.00	100.20
100	133	115.00	62.00	123.00
150	185	161.00	89.00	173.50



ITEM NO:AUSE04

● 90° FEMALE THREAD ELBOW

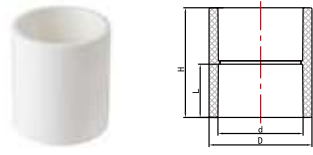
Nom Size	D1	D2	d	L	h1	h2	Rc
15X1/2"	28.30	28.30	19.90	20.00	31	31	1/2"
20X1/2"	33.60	28.30	27.20	22.00	34	33	1/2"
20X3/4"	34.60	34.60	27.20	22.00	36	36	3/4"
25X1/2"	40.60	28.30	34.00	24.00	37	37	1/2"
25X3/4"	40.60	34.60	34.00	24.00	39	39	3/4"
25X1"	41.60	41.60	34.00	24.00	42	42	1"
32X1-1/4"	51.70	51.70	42.70	29.00	51	48	1-1/4"
40X1-1/2"	59.30	59.30	48.70	32.00	57	51	1-1/2"



ITEM NO:AUST01

● STRAIGHT TEE

Nom Size	D	d	L	H	h
15	27.3	21.70	20.00	66.00	33
20	33.6	27.20	22.00	75.00	38
25	40.6	34.00	24.00	86.00	43
32	50.7	42.70	29.00	105.00	53
40	58.3	48.70	32.00	118.20	59
50	70.8	60.80	38.00	142.80	71
65	87.8	75.80	46.00	173.80	87
80	103.4	89.40	52.00	200.40	100
100	133	115.00	62.00	246.00	123
150	185	161.00	89.00	347.00	174



ITEM NO:AUS003

● COUPLING

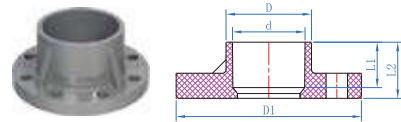
Size Nom	D	d	L	H
15	27.300	21.70	20.00	43
20	33.600	27.20	22.00	47
25	40.600	34.00	24.00	51
32	50.700	42.70	29.00	61
40	58.300	48.70	32.00	68
50	70.800	60.80	38.00	80
65	87.800	75.80	46.00	96
80	103.400	89.40	52.00	108
100	133.000	115.00	62.00	128
150	185.000	161.00	89.00	182



ITEM NO:AUU001

● BARREL UNION

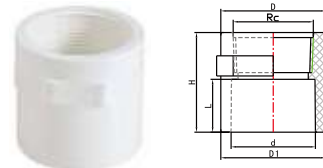
Size Nom	d	D	D1	L	L1	L2
15	21.7	29	50.2	67.9	24.6	27.3
20	27.2	33.6	54	67.5	25	27
25	34	42	64	71.5	28.5	28.5
32	42.7	51	74.5	77.5	32	30
40	48.7	57	81	81	33	33
50	60.8	71.4	100	87.8	38	38



ITEM NO:AUS020

● SOCKET FLANGE

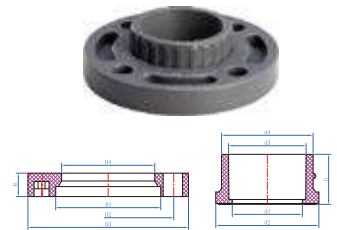
Size Nom	D1	D	d	L1	L2
50	155.2	71.6	60.8	38	47



ITEM NO:AUS011

● FAUCET SOCKET

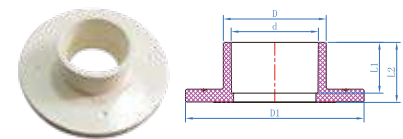
Size Nom	D	D1	d	L	H	Rc
15X1/2"	28.3	28.300	21.70	20.00	41	1/2"
20X3/4"	34.6	34.600	27.20	22.00	45	3/4"
25X1/2"	28.3	41.600	34.00	24.00	45	1/2"
25X3/4"	34.6	41.600	34.00	24.00	47	3/4"
25X1"	41.6	41.600	34.00	24.00	49	1"
32X1-1/4"	51.7	51.700	42.70	29.00	56	1-1/4"
40X1-1/2"	59.3	59.300	48.70	32.00	60	1-1/2"
50X2"	71.8	71.800	60.80	38.00	69	2"
65X2-1/2"	88.8	88.800	75.80	46.00	80.5	2-1/2"
80X3"	104.4	104.400	89.40	52.00	90	3"
100X4"	134	134.000	115.00	62.00	106	4"



ITEM NO:AUS021

● VAN STONE FLANGE


Size Nom	d1	d2	d3	d4	h	D1	D2	D3	D4	H
80	80.8	118.8	89.4	105.4	57.6	121	151	185	107.4	27
100	107	151	115	135.6	69	153	183	230	137.6	30
160	155	208	161	97	97	209.8	239.3	292.8	192	32



ITEM NO:AUS019

● FLANGE

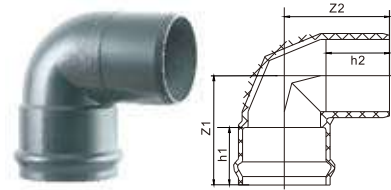
Size Nom	D1	D	d	L1	L2
50	149.4	71.6	60.8	38	47
65	165	89.4	79.8	46	54
80	183	105.4	89.4	52	61.5
100	213.5	135.6	115	62	71
150	279.5	190	161	89	101



PVC PRESSURE FITTINGS WITH GASKET

PRESSURE

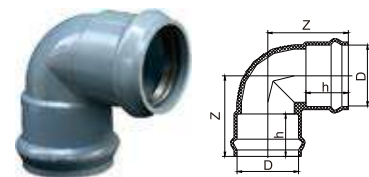
PVC PRESSURE FITTINGS WITH GASKET



ITEM NO:GP001

● ONE FAUCET ONE INSERT 90° ELBOW

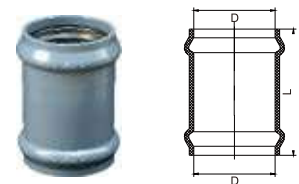
Spec	Z1	Z2	h1	h2
225	312	296	166	170
250	337.5	340	182	178
315	393	378	198	222



ITEM NO:GP002

● TWO FAUCET 90° ELBOW

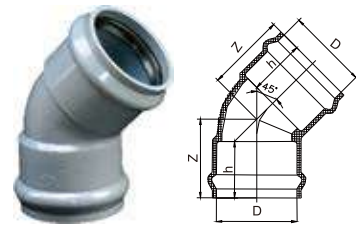
Spec D	Z	h
63	112	76
75	123	81.5
90	165	114
110	190	122
160	229	142
200	266	153
225	312	163
250	338	177
315	393	198
355	393	206



ITEM NO:GP016

● TWO FAUCET COUPLING

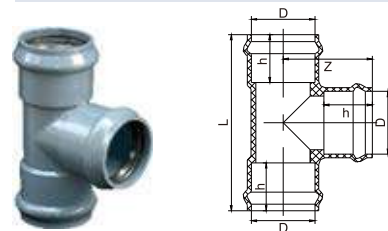
Spec D	L
63	156
75	170
90	235
110	266
160	310
200	338
225	360
250	385
315	460
355	460



ITEM NO:GP004

● TWO FAUCET 45° ELBOW


Spec D	Z	h
63	92	76
75	103.5	81.5
90	136	114
110	162.5	122
160	183	141.5
200	210	155
225	222	166
250	248	180
315	298	195
355	292	205



ITEM NO:GP005

● THREE FAUCET REGULAR TEE

Spec D	L	h	Z
63	224	76	122
75	245	81.5	122.5
90	330	115	165
110	410	122	206
160	473	141.5	238
200	560	152	280
225	615	166	308
250	66	176	333
315	780	198	390
355	786	206	393

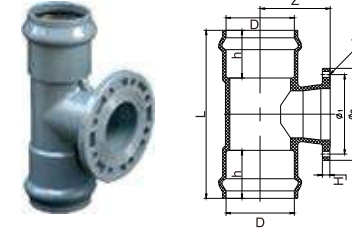


ITEM NO:GP021

● REPAIRING JOINT

Spec D	L	H
110	305	221
160	365	252
200	410	290
225	/	315
250	430	335
315	/	390

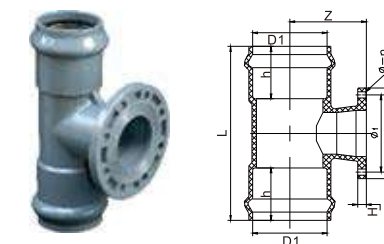
PVC PRESSURE FITTINGS WITH GASKET



ITEM NO:GP006

● TWO FAUCET ONE FLANGE REGULAR TEE

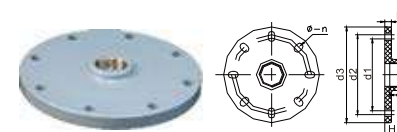
Spec D	L	h	Z	Φ1	Φ2	H	Φ-n
110	413	122	158	180	225	21	17.5-8
160	475	141.5	191	240	285	24	22-8
200	560	155	217.5	295	340	28	22-8
225	611	166	260	295	340	30	22-8



ITEM NO:GP007

● TWO FAUCET ONE FLANGE REDUCING TEE

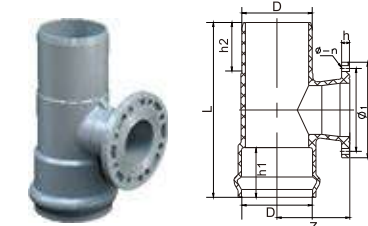
Spec D1xD2	L	h	Z	Φ1	Φ2	H	Φ-n
160X110	428	141.5	191	180	225	21	17.5-8
200X110	475	155	210	180	225	21	17.5-8
200X160	535	155	216.5	240	285	24	22-8
225X110	490	166	225	180	225	21	17.5-8
225X160	540	166	230	240	285	24	22-8
250X110	520	180	238	180	225	21	17.5-8
250X160	573	180	240	240	285	24	22-8
250X200	623	180	260	295	340	28	22-8
315X110	580.5	198	279	180	225	21	17.5-8
315X160	618	198	277	240	285	24	22-8
315X200	663	198	292	295	340	28	22-8



ITEM NO:GP019

● COOPER SCREW BLANK FLANGE

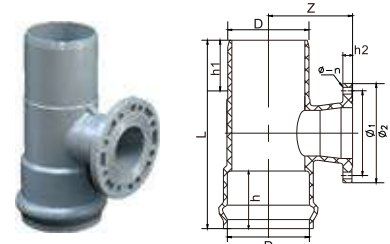
Spec D	d1	d2	d3	H	H1	L	Φ-n
110X2"	170	180	225	38	20	28	17.5X8
160X2"	230	240	285	41.5	25	28	17.5X8
200X2"	295	/	340	43	28	28	22X8



ITEM NO:GP008

● ONE FAUCET ONE FLANGE ONE INSERT REGULAR TEE


Spec D	L	h1	h2	h	Φ1	Φ2	Z	Φ-n
110	410	122	127	21	180	225	158	17.5x8
160	480	141.5	144	24	240	285	191	22x8
200	560	155	155	28	295	340	217.5	22x8
225	615	166	167	30	295	340	260	22x8



ITEM NO:GP009

● ONE FAUCET ONE INSERT ONE FLANGE REDUCING TEE

Spec D	L	h	h1	h2	Φ1	Φ2	Z	Φ-n
160X110	440	141.5	144	21	180	225	191	17.5x8
200X110	477	155	155	21	180	225	210	17.5x8
200X160	530	155	155	24	240	285	216.5	22x8
225X110	495	166	167	21	180	225	225	17.5x8
225X160	550	166	167	24	240	285	230	22x8
250X110	515	180	182	21	180	225	238	17.5x8
250X160	570	180	182	24	240	285	240	22x8
250X200	616	180	180	28	295	340	260	22x8
315X110	575	198	197	21	180	225	279	17.5x8
315X160	618	198	197	24	240	285	277	22x8
315X200	663	198	197	28	295	340	292	22x8

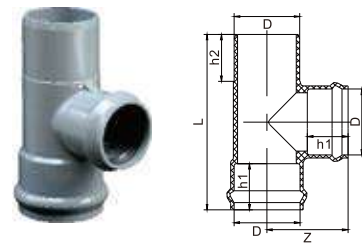


ITEM NO:GP020

● BLANK FLANGE

Spec D	d1	d2	d3	h	n	R
110	170	180	225	20	8	11
160	230	240	285	25	8	9
200	295	/	340	28	8	11

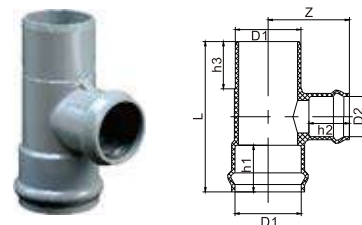
PVC PRESSURE FITTINGS WITH GASKET



ITEM NO:GP101

TWO FAUCET ONE INSERT REGULAR TEE

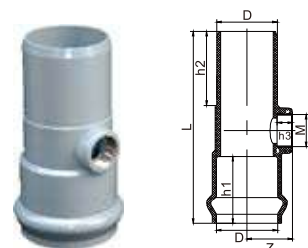
Spec D	L	h1	h2	Z
110	410	122	130	206
160	480	141.5	144	238
200	560	155	155	280
225	615	166	167	308
250	670	180	182	333
315	780	198	198	390



ITEM NO:GP011

TWO FAUCET ONE INSERT REDUCING TEE

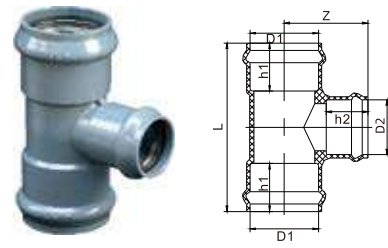
Spec D1xD2	L	h1	h2	h3	Z
160X110	440	141.5	122	144	220
200X110	477	155	122	155	235
200X160	530	155	141.5	155	255
225X110	495	166	122	167	250
225X160	550	166	141.5	167	270
250X110	515	180	122	182	265
250X160	570	180	141.5	182	285
250X200	616	180	155	182	315
315X110	575	198	122	197	312
315X160	618	198	141.5	197	318
315X200	663	198	155	197	344



ITEM NO:GP012

ONE FAUCET ONE INSERT ONE SCREW TEE


Spec DxRp	L	h1	h2	h3	Z
110X2"	340	122	130	28	81
160X2"	380	141.5	144	28	103
200X2"	410	155	155	28	122.5



ITEM NO:GP013

THREE FAUCET REDUCING TEE

Spec D1xD2	L	h1	h2	Z
75X63	234	81.5	76	117.5
90X63	304	115	76	128
90X75	304	115	81.5	153
110X63	340	122	76	141
110X75	340	122	81.5	138
110X90	340	122	115	197
160X63	384	141	76	169
160X75	384	141	81.5	175
160X90	384	141	115	225
160X110	430	142	122	220
200X63	416	152	76	195
200X75	416	152	81.5	200
200X90	416	152	115	250
200X110	477	155	122	235
200X160	535	155	142	255
225X110	492	166	122	250
225X160	545	166	142	270
250X110	516	180	122	265
250X160	576	180	142	285
250X200	618	180	155	315
315X110	570	198	122	312
315X160	618	198	142	317
315X200	658	198	155	344
355X160	616	206	105	343
355X200	616	206	155	387
355X225	664	206	166	370
355X250	664	206	177	413

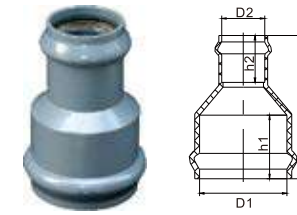


ITEM NO:GP014

TWO FAUCET COOPER SCREW TEE

Spec DxRp	H	h	L
63X3/4"	76	52	200
63X1"	76	52	200


PVC PRESSURE FITTINGS WITH GASKET



ITEM NO:GP015

TWO FAUCET REDUCER

Spec D1xD2	H	h1	h2
90X63	210	115	76
90X75	212	115	81.5
110X63	230	122	76
110X90	255	123	116
160X110	305	140	122
200X110	324	156	122
200X160	325	155	140
225X110	362	160	122
225X160	355	160	140
225X200	355	160	155
250X110	388	175	122
250X160	375	175	140
250X200	372	175	155
250X225	375	175	165
315X160	431	195	140
315X200	430	195	155
315X250	435	195	182
355X200	455	205	155
355X315	438	205	198



ITEM NO:GP022

SADDLE PIN JOINT WITH COOPER SCREW


Spec D	L	L1	Rp	No. size and length of nuts
90	313	260	1/2"	12-M10x70
110	340	280	1/2"	12-M12x70
125	345	284	1/2"	12-M12x70
140	347	286	1/2"	12-M12x70
160	382	320	1/2"	14-M12x80
200	462	400	1/2"	16-M12x80
225	462	400	1/2"	16-M12x80
250	494	430	1/2"	18-M12x90
315	525	450	1/2"	18-M12x90
355	545	470	1/2"	18-M16x100
400	575	500	1/2"	20-M16x100



ITEM NO:GP017

FAUCET FLANGE

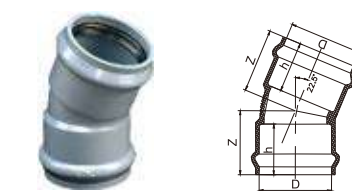
Spec D	d1	d2	H	H1	L	Φ	n
63	125	165	88	16	76	17.5	4
75	145	185	92	16	81.5	17.5	4
90	160	200	122	20.5	113.5	17.5	8
110	180	225	148.5	21	124	17.5	8
160	240	285	154	24.5	142	22	8
200	295	336	167.5	27	153	22	8
225	295	340	173.5	31	163	22	8
250	350	395	188	33	177	22	12
315	400	445	215	36.5	199	22	12
355	445-460	505	225	38	209	22	16
400	495-515	565	247.5	41.5	227.5	26	16



ITEM NO:GP018

INSERT FLANGE

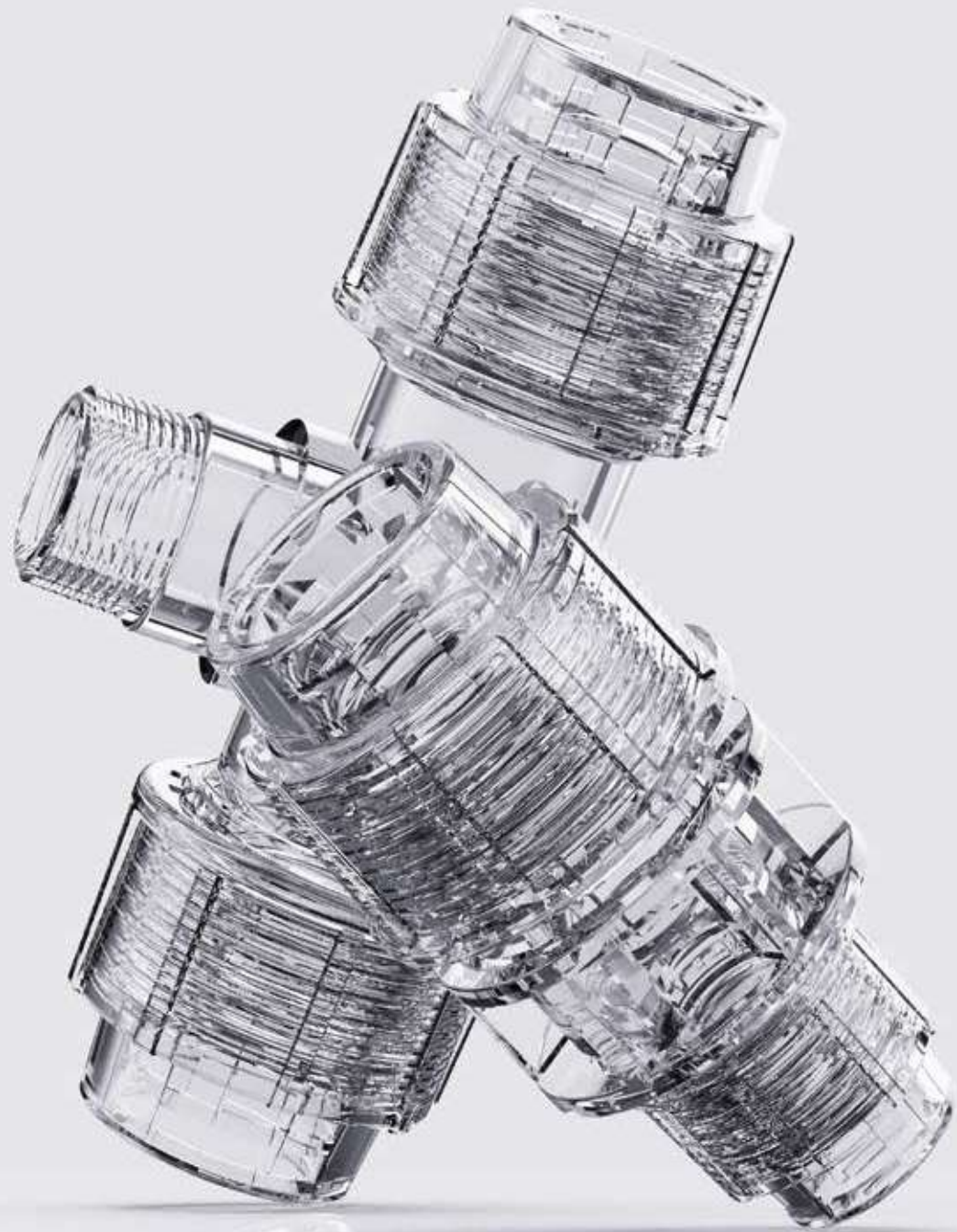
Spec D	d1	d2	H	L	L1	Φ	n
63	125	165	110	80	16	17.5	4
75	145	185	113	85	16	17.5	4
90	160	200	153	115	20	17.5	8
110	180	225	167	125	21	17.5	8
160	240	285	196	146	25	22	8
200	295	338	215	166	32	22	8
225	295	340	226.5	170	31	22	8
250	350	395	257.5	180	33	22	12
315	400	445	297.5	200	36.5	22	12
400	495-515	565	303	235	41.5	26	16



ITEM NO:GP003

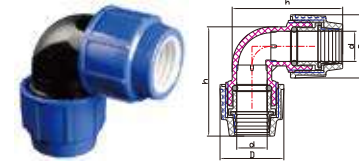
TWO FAUCET 22.5° ELBOW

Spec D	Z	h
110	152	122
160	166	140.5
200	190	155
225	191	166
250	224	180
315	268	198



PP COMPRESSION FITTINGS

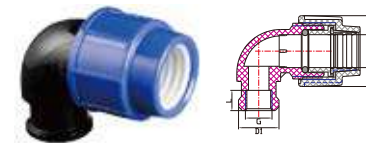
PRESSURE



ITEM NO:PT001

90° ELBOW

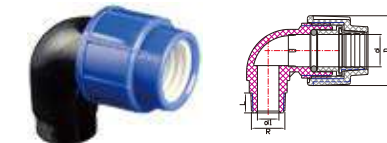
Nom Size	D	d	H
16	38	18.3	63.03
20	44	21	76
25	56	26	96
32	65	33	116
40	80	41	145
50	92	51	163
63	114	64	195
75	128	76	227
90	152	91	264
110	182	111	307



ITEM NO:PT002

FEMALE THREAD ELBOW

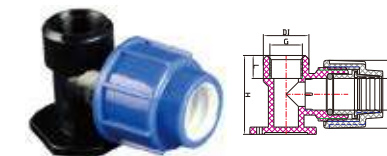
Nom Size	D	d	D1	G	L
16X1/2"	38	18.3	29.7	1/2"	16.5
20X1/2"	44	21	31.6	1/2"	16
20X3/4"	44	21	38.6	3/4"	19
25X1/2"	56	26	31.6	1/2"	16
25X3/4"	56	26	38.6	3/4"	19
32X1/2"	65	33	31.6	1/2"	16
32X3/4"	65	33	38.6	3/4"	19
32X1"	65	33	47.4	1"	22
40X3/4"	80	41	38.6	3/4"	19
40X1"	80	41	47.4	1"	22
40X1-1/4"	80	41	62.0	1-1/4"	24
40X1-1/2"	80	41	67.0	1-1/2"	24
50X1-1/4"	92	51	62.0	1-1/4"	24
50X1-1/2"	92	51	67.0	1-1/2"	24
50X2"	92	51	81.2	2"	28
63X1-1/4"	114	64	62.0	1-1/4"	24
63X1-1/2"	114	64	67.0	1-1/2"	24
63X2"	114	64	81.2	2"	28
75X2"	128	76	81.2	2"	28
75X2-1/2"	128	76	105.0	2-1/2"	33
90X3"	152	91	126.0	3"	35
90X4"	152	91	157.0	4"	40
110X4"	182	111	157.0	4"	40



ITEM NO:PT003

MALE THREAD ELBOW

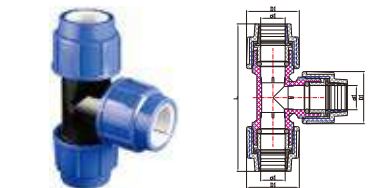
Nom Size	D	d	d1	R	L
20X1/2"	44	21	12	1/2"	14
20X3/4"	44	21	17	3/4"	16
25X1/2"	56	26	12	1/2"	14
25X3/4"	56	26	17	3/4"	16
32X1/2"	65	33	12	1/2"	14
32X3/4"	65	33	17	3/4"	16
32X1"	65	33	22	1"	19
40X1-1/4"	80	41	30	1-1/4"	21
40X1-1/2"	80	41	34	1-1/2"	21
50X1-1/4"	92	51	30	1-1/4"	21
50X1-1/2"	92	51	34	1-1/2"	21
50X2"	92	51	44	2"	26
63X1-1/4"	114	64	30	1-1/4"	21
63X1-1/2"	114	64	33	1-1/2"	21
63X2"	114	64	46	2"	26
75X2-1/2"	128	76	59	2-1/2"	30
90X3"	152	91	70	3"	33
90X4"	152	91	91	4"	38
110X4"	182	111	89	4"	38



ITEM NO:PT004

FEMALE THREAD ELBOW WITH BRACKET

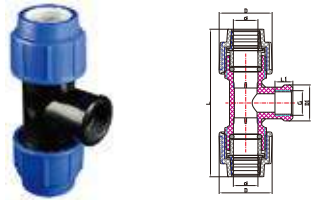
Nom Size	D	d1	L	D2	d2	H
25X3/4"	37	3/4"	19	56	26	65



ITEM NO:PT005

TEE

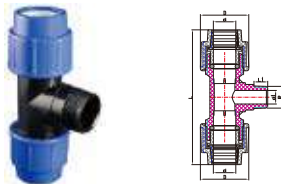
Nom Size	D	d	L
16	38	18.3	104.59
20	44	21	125
25	56	26	158
32	65	33	189
40	80	41	239
50	92	51	262
63	114	64	303
75	128	76	365
90	152	91	420
110	182	111	482



ITEM NO:PT006

FEMALE THREAD TEE

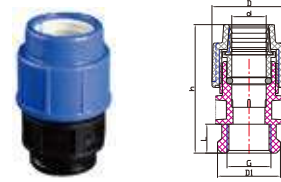
Nom Size	D	d	D1	G	L1	L
16X1/2"	38	18.3	29.7	1/2"	16.5	104.59
20X1/2"	44	21	31.6	1/2"	16	125
20X3/4"	44	21	38.6	3/4"	19	125
25X1/2"	56	26	31.6	1/2"	16	158
25X3/4"	56	26	38.6	3/4"	19	158
25X1"	56	26	47.4	1"	22	158
32X1/2"	65	33	31.6	1/2"	16	189
32X3/4"	65	33	38.6	3/4"	19	189
32X1"	65	33	47.4	1"	22	189
40X1-1/4"	80	41	62.0	1-1/4"	24	239
50X1"	92	51	47.4	1"	22	262
50X1-1/2"	92	51	67.0	1-1/2"	24	262
50X2"	92	51	81.2	2"	28	262
63X1"	114	64	47.4	1"	22	303
63X2"	114	64	81.2	2"	28	303
75X2-1/2"	128	76	105	2-1/2"	33	365
90X3"	152	91	126	3"	35	420
110X3"	182	111	126	3"	35	482
110X4"	182	111	157	4"	40	482



ITEM NO:PT007

MALE THREAD TEE

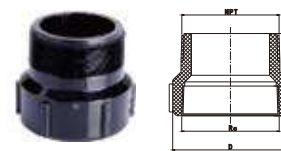
Nom Size	D	d	D1	R	L1	L
20X1/2"	44	21	12	1/2"	14	125
20X3/4"	44	21	16	3/4"	16	125
25X1/2"	56	26	12	1/2"	14	158
25X3/4"	56	26	16	3/4"	16	158
32X1/2"	65	33	12	1/2"	14	189
32X1"	65	33	22	1"	19	189
40X1-1/4"	80	41	30	1-1/4"	21	239
40X1-1/2"	80	41	34	1-1/2"	21	239
50X1-1/2"	92	51	34	1-1/2"	21	262
50X2"	92	51	46	2"	26	262
63X2"	114	64	46	2"	26	303
75X2-1/2"	128	76	59	2-1/2"	30	365
90X3"	152	91	70	3"	33	420
90X4"	152	91	89	4"	38	420
110X4"	182	111	89	4"	38	482



ITEM NO:PT008

FEMALE THREAD SOCKET

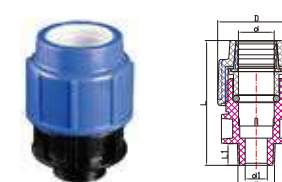
Nom Size	D	d	D1	G	L	h
16X1/2"	38	18.3	29.7	1/2"	15.8	59.29
20X1/2"	44	21	31.6	1/2"	16	75
20X3/4"	44	21	38.6	3/4"	19	78
25X1/2"	56	26	31.6	1/2"	16	92
25X3/4"	56	26	38.6	3/4"	19	95
25X1"	56	26	47.4	1"	22	98
32X3/4"	65	33	38.6	3/4"	19	107
32X1"	65	33	47.4	1"	22	110
40X1-1/4"	80	41	62	1-1/4"	24	137
50X1-1/4"	92	51	62	1-1/4"	24	151
50X1-1/2"	92	51	67	1-1/2"	24	151
50X2"	92	51	81.2	2"	28	155
63X1-1/2"	114	64	67	1-1/2"	24	161
63X2"	114	64	81.2	2"	28	165
75X2"	128	76	81.2	2"	28	188
75X2-1/2"	128	76	105	2-1/2"	33	193
75X3"	128	76	126	3"	35	195
90X2-1/2"	152	91	105	2-1/2"	33	212
90X3"	152	91	126	3"	35	214
90X4"	152	91	157	4"	40	219
110X2"	182	111	81.2	2"	28	228
110X3"	182	111	126	3"	35	235
110X4"	182	111	157	4"	40	240



ITEM NO:PEC01

BSPT&NPT THREAD TRANSFER SOCKET

Nom Size	D	Rc	NPT	I	H
2-1/2"	90.4	2-1/2"	2-1/2"	34	87.5
3"	104.4	3"	3"	35	95.3
4"	134	4"	4"	35	97



ITEM NO:PT009

MALE THREAD SOCKET

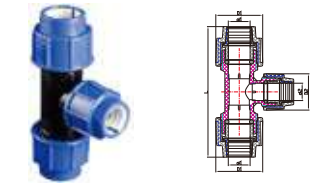
Nom Size	D	d	d1	R	L1	L
16X1/2"	38	18.3	12	1/2"	14	57.49
20X1/2"	44	21	12	1/2"	14	73
20X3/4"	44	21	16	3/4"	16	75
20X1"	44	21	22	1"	19	78
25X1/2"	56	26	12	1/2"	14	90
25X3/4"	56	26	16	3/4"	16	92
25X1"	56	26	22	1"	19	95
32X3/4"	65	33	16	3/4"	16	104
32X1"	65	33	22	1"	19	107
32X1-1/4"	65	33	30	1-1/4"	21	109
40X1"	80	41	22	1"	19	132
40X1-1/4"	80	41	30	1-1/4"	21	135
40X1-1/2"	80	41	34	1-1/2"	21	135
50X1-1/4"	92	51	30	1-1/4"	21	148
50X1-1/2"	92	51	34	1-1/2"	21	148
50X2"	92	51	46	2"	26	153
63X1-1/2"	114	64	34	1-1/2"	21	158
63X2"	114	64	46	2"	26	163
75X2"	128	76	46	2"	26	186
75X2-1/2"	128	76	59	2-1/2"	30	190
75X3"	128	76	70	3"	33	193
90X2"	152	91	46	2"	36	205
90X2-1/2"	152	91	59	2-1/2"	30	209
90X3"	152	91	70	3"	33	212
90X4"	152	91	89	4"	38	217
110X2"	182	111	46	2"	26	226
110X3"	182	111	70	3"	33	233
110X4"	182	111	89	4"	38	238



ITEM NO:PT013

END CAP

Nom Size	D	d	h
20	44	21	59
25	56	26	76
32	65	33	88
40	80	41	113
50	92	51	127
63	114	64	137
75	128	76	160
90	152	91	179
110	182	111	200



ITEM NO:PT010

REDUCING TEE

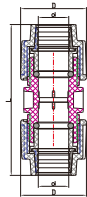
Nom Size	D1	d1	D2	d2	L
20X25	44	21	56	26	125
25X20	56	26	44	21	158
32X20	65	33	44	21	179.5
32X25	65	33	56	26	189
40X25	80	41	56	26	233
40X32	80	41	65	33	239
50X25	92	51	56	26	256.3
50X32	92	51	65	33	262
50X40	92	51	80	41	262
63X32	114	64	65	33	285.2
63X40	114.07	64	80	41	293.23
63X50	114	64	92	51	303
75X50	128	76	92	51	352
75X63	128	76	114	64	365
90X63	152	91	114	64	408.2
90X75	152	91	128	76	420
110X90	182	111	152	91	482



ITEM NO:PT011

REDUCING SOCKET

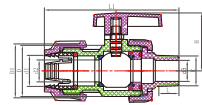
Nom Size	D1	d1	D2	d2	L
25X20	56	26	44	21	117
32X20	65	33	44	21	129
32X25	65	33	56	26	143
40X25	80	41	56	26	168
40X32	80	41	65	33	174
50X32	92	51	65	33	188
50X40	92	51	80	41	207
63X32	114	64	65	33	198
63X50	114	64	92	51	227
75X50	128	76	92	51	250
75X63	128	76	114	64	256
90X63	152	91	114	64	275
90X75	152	91	128	76	295
110X90	182	111	152	91	332



ITEM NO:PT012

SOCKET

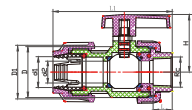
Nom Size	D	d	L
16	38	18.3	80.59
20	44	21	100
25	56	26	130
32	65	33	149
40	80	41	193
50	92	51	216
63	114	64	233
75	128	76	276
90	152	91	311
110	182	111	350



ITEM NO:PT016

PP MALE UNION VALVE

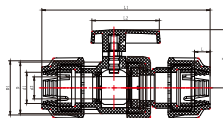
Nom Size	d1	d2	D1	D	L	L1	d3	R	H
20	21.6	15	42.4	40	16	112.7	13.5	1/2"	47.4
25	26	22	49	48	17.5	127.32	18	3/4"	56.3
32	34	24	59	56	22	22	23	1"	63.4
40	41.1	32	71.5	63.7	23.1	196	28.8	1-1/4"	75.2
50	52.4	40	85	76.5	23	216	35	1-1/2"	84.4
63	65.9	50	104.5	95	27	246	46	2"	99.2



ITEM NO:PT017

PP FEMALE UNION VALVE

Nom Size	d1	d2	D1	D	L	L1	Rc	L
20	21.6	15	42.4	40	16	104	1/2"	47.4
25	26	22	49	48	17.5	117	3/4"	56.3
32	34	24	59	56	22	131	1"	63.4
40	41.1	32	71.5	63.7	27.5	171	1-1/4"	75.2
50	52.4	40	85	76.5	30.5	194	1-1/2"	84.4
63	65.9	50	104.5	95	37.2	223	2"	99.2



ITEM NO:PT015

COMPRESSION TRUE UNION BALL VALVE

Nom Size	D	D1	d1	d2	L	L1	L2	H
20	40	42.4	21.6	15	13.5	143.6	55.5	47.4
25	48	49	26	22	16	164.82	64	56.3
32	56	59	34	24	17	183.1	73.3	63.4
40	63.7	71.5	41.1	32	34.9	256	99.2	75.2
50	76.5	85	52.4	40	38.4	287	116.6	74.4
63	95	104.5	65.9	50	39.8	320	126.5	99.2

Saddle clamps

FEATURES

Material: PP

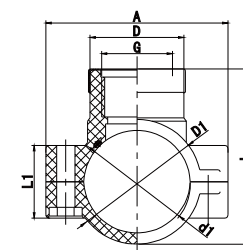
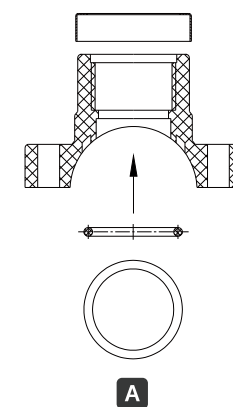
To be installed on pipes confirming to:

- PE: EN 12201 / ISO 3607 / ISO 14236 / DIN 8072 / DIN 8074 / UNI 10910
- PP: ISO 3609 / DIN 8077 / UNI 8318
- PVC-U: EN 1452-2

Fig.	Parts	Material
1	Upper Body	PP
2	Lower Body	PP
3	Bolts and Nuts	Zinc Plated Steel
4	O-Ring	NBR
5	Reinforce Ring	Stainless Steel

ASSEMBLY

- A** Clean the external surface of the pipe. Be sure that the O-Ring is in its position.
- B** Couple the upper portion of the saddle with the lower one on the pipe. Insert the bolts, screw in the nuts and tighten the bolts diagonally opposite each other.
- C** Drill a hole in the pipe wall. Do not damage the O-Ring or the pipe near the seal zone. Use the right tools.




Nom Size	D	G	D1	d1	L1	L	A	Nom Size	D	G	D1	d1	L1	L	A
25X1/2"	31	1/2"	34	25	26	50	76	90X1-1/4"	53	1-1/4"	105	90	44	129	138
25X3/4"	37	3/4"	34	25	26	52	76	90X1-1/2"	61.6	1-1/2"	105	90	44	129	138
32X1/2"	31	1/2"	41	32	27	51	78	90X2"	74	2"	105	90	44	129	138
32X3/4"	37	3/4"	41	32	27	53	78	110X1/2"	31	1/2"	126.4	110	37.2	142	158
32X1"	44	1"	41	32	27	56	84	110X3/4"	37	3/4"	126.4	110	37.2	142.2	158
40X1/2"	37	1/2"	50	40	32	66	85	110X1"	44	1"	126.4	110	37.0	147.2	158
40X3/4"	37	3/4"	50	40	32	68.5	85	110X1-1/2"	61.6	1-1/2"	126.4	110	37.2	148.7	158
40X1"	44	1"	50	40	32	71.5	85	110X1-1/4"	53	1-1/4"	126.4	110	37.2	148.7	158
50X1/2"	44	1/2"	60	50	34	76	85	110X2"	73.4	2"	126.3	110	37.2	147.2	158
50X3/4"	44	3/4"	60	50	34	78	85.5	110X3"	104	3"	126.4	110	37.2	158.7	158
50X1"	44	1"	60	50	34	81.4	85.5	125X1/2"	31	1/2"	142.8	125	37.2	160.2	175
50X1-1/4"	53	1-1/4"	60	50	34	85	85.5	125X3/4"	37	3/4"	142.8	125	37.2	160.4	175
63X1/2"	31	1/2"	74.2	63	36	90.2	96	125X1"	44	1"	143	125	32.2	164	175
63X3/4"	37	3/4"	74.2	63	36	92.2	100	125X1-1/2"	62	1-1/2"	142.8	125	37.2	164.4	175
63X1"	44	1"	74.2	63	36	97.0	100	125X2"	74.5	2"	142.8	125	37.2	165.2	175
63X1-1/4"	53	1-1/4"	74.2	63	36	98.2	100	140X3/4"	37	3/4"	159.2	140	37.2	178.1	192
63X1-1/2"	61.6	1-1/2"	74.2	63	36	98.2	100	140X1-1/2"	65	1-1/2"	159.2	140	37.2	184.6	192
75X1/2"	31	1/2"	89	75	45	105	100	140X2"	74.5	2"	159.2	140	37.2	188.8	192
75X3/4"	37	3/4"	89	75	45	107	117.6	160X1/2"	31	1/2"	181	160	51	200.5	211
75X1"	44	1"	90.2	75	45	108	117.6	160X1"	44	1"	181	160	51	200.5	211
75X1-1/4"	53	1-1/4"	89	75	45	110.5	117.6	160X2"	73.4	2"	181	160	51	200.5	211
75X1-1/2"	61.6	1-1/2"	89	75	45	108	117.6	160X3"	104	3"	181	160	51	212	211
75X2"	74	2"	89	75	45	112.5	117.6	160X4"	133	4"	181	160	51	220	211
90X1/2"	31.2	1/2"	105	90	44	121	117.6	200X2"	73.4	2"	222.6	200	57.6	244.9	265
90X3/4"	37	3/4"	105	90	44	123	138	200X3"	104	3"	181	200	57.6	256.2	255.3
90X1"	44	1"	105	90	44	126	138	200X4"	133	4"	222.6	200	57.6	262.1	265.2



ITEM NO:PT014

● FLANGE

Nom Size				
40X1-1/2"	50X1-1/2"	50X2"	63X2"	63X2-1/2"
75X2-1/2"	75X3"	90X3"	90X4"	110X4"



ITEM NO:PI001

● ADJUSTABLE DRIPPER

Nom Size	D1	A	L1	L
15	20	9.5	20.5	



ITEM NO:PI004

● IRRIGATION FITTING

Nom Size	d	d1	A	L
16	12	9	35	57



ITEM NO:PI005

● PP IRRIGATION CAP L

Nom Size	A	L
8		11



ITEM NO:PI006

● PP IRRIGATION CAP II

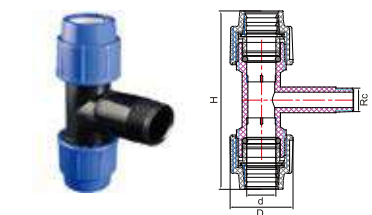
Nom Size	d	A	L
6	8.5	20	



ITEM NO:PI007

● IRRIGATION ROLLING FITTING

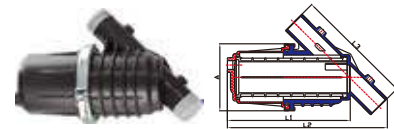
Nom Size	d	d1	A	L
16	11	7	46	118



ITEM NO:PTL016

● LONG MALE TEE

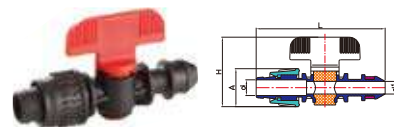
Nom Size	D	d	H	Rc
25X1/2"	56	26	158.22	1/2"



ITEM NO:PI002

● IRRIGATION FILTER

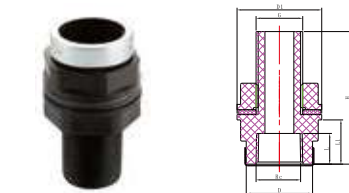
Nom Size	A	L1	L2	L3
63	175	318	414	312



ITEM NO:PI003

● IRRIGATION VALVE

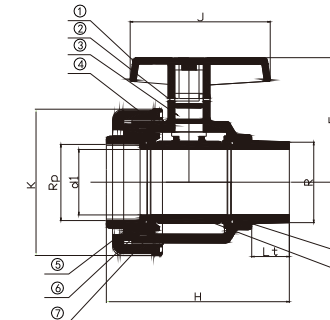
Nom Size	d	d1	A	H	L
16	12	10	29	53	96



ITEM NO:PTC01

● TANK CONNECTOR

Nom Size	Rc	D	D1	L	L1	H	G
1/2"	1/2"	40	45	15	20	70	1/2"
3/4"	3/4"	44	48	17.6	25.36	76	3/4"
1"	1"	55	60	22	31.7	95	1"
1-1/4"	1-1/4"	70	75.5	27	35.6	121	1-1/4"
1-1/2"	1-1/2"	72	78	27.5	37.7	129	1-1/2"
2"	2"	86	93	31	43.7	157.5	2"
3"	3"	90	99	35	46	162	3"



ITEM NO:UMF01

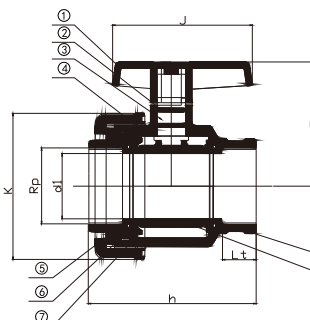
● SINGLE UNION BALL VALVE M/F

NO.	PART	MATERIAL	QTY
1	Handle	PVC PP	1
2	Stem O-Ring	EPDM	2
3	Stem	PVC PP	1
4	Union Nut	PVC PP	1

NO.	PART	MATERIAL	QTY
5	End Connector	PVC PP	1
6	Seal Seat	TPE	2
7	Carrier O Ring	EPDM	1
8	Ball	PVC PP	1

● SINGLE UNION BALL VALVE M/F

Nom Size	DN	Lt	H	F	J	K	d1
3/4"X3/4"	20	16	80	58	65	59	19
1"X1"	25	17	90	67	75	67	23
1-1/4"X1-1/4"	32	21	106	76	85	79	32
1-1/2"X1-1/2"	40	24	126	83	94	93	39
2"X2"	50	26	145	101	109	114	46
2-1/2"X2-1/2"	65	28	177	127	138	144	64
3"X3"	80	35	204	143	158	168	76
4"X4"	100	37	250	169	180	210	97



ITEM NO:UFF01

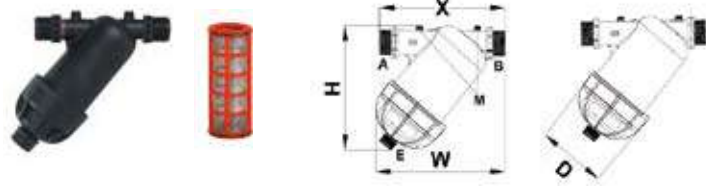
● SINGLE UNION BALL VALVE F/F

NO.	PART	MATERIAL	QTY
1	Handle	PVC PP	1
2	Stem O-Ring	EPDM	2
3	Stem	PVC PP	1
4	Union Nut	PVC PP	1

NO.	PART	MATERIAL	QTY
5	End Connector	PVC PP	1
6	Seal Seat	TPE	2
7	Carrier O Ring	EPDM	1
8	Ball	PVC PP	1

● SINGLE UNION BALL VALVE M/F

Nom Size	DN	Lt	H	F	J	K	d1
3/4"X3/4"	20	20	81	58	65	59	19
1"X1"	25	22	91	67	75	67	23
1-1/4"X1-1/4"	32	25	101	76	85	79	32
1-1/2"X1-1/2"	40	25	109	83	94	93	39
2"X2"	50	29	135	101	109	114	46
2-1/2"X2-1/2"	65	36	/	127	138	144	64
3"X3"	80	36	180	143	158	168	76
4"X4"	100	49	228	169	180	210	97



ITEM NO:FLT6001

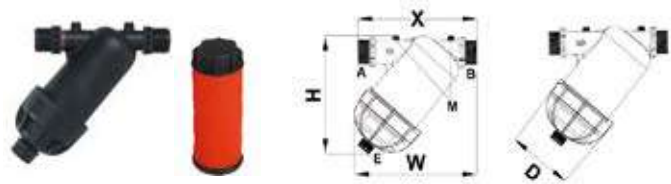
● Y SCREEN FILTER

MODEL	DIMENSIONS / mm				
	A-B	H	W	X	D
3/4"	3/4" BSP	173	185	158	83
1"	1" BSP	173	190	168	83
1-1/2" SUPER	1-1/2" BSP	246	261	252	143
2"	2" BSP	255	272	263	143

● MAXIMUM PRESSURE 8 BAR/116 PSI; MAXIMUM TEMPRETURE 60°C / 140F

● PERFORMANCE DATA

size	connector	max recommended flow		filter surface	
		M3/H	GPM	CM2	IN2
3/4"	3/4" BSP	5	22	160	25
1"	1" BSP	6	26	160	25
1-1/2"	1-1/2" BSP	20	88	490	76
2"	2" BSP	25	110	485	75



ITEM NO:FLT6003

● Y DISC FILTER

MODEL	DIMENSIONS / mm				
	A-B	H	W	X	D
3/4"	3/4" BSP	173	185	158	83
1"	1" BSP	173	190	168	83
1-1/2" SUPER	1-1/2" BSP	246	261	252	143
2"	2" BSP	255	272	263	143

● MAXIMUM PRESSURE 8 BAR/116 PSI; MAXIMUM TEMPRETURE 60°C / 140F

● PERFORMANCE DATA

size	connector	max recommended flow		filter surface	
		M3/H	GPM	CM2	IN2
3/4"	3/4" BSP	5	22	180	28
1"	1" BSP	6	26	180	28
1-1/2"	1-1/2" BSP	20	88	535	83
2"	2" BSP	25	110	525	81



ITEM NO:FLT6013

● SCREEN FILTER

CONNECTOR	MODEL	CONNECTION			DIMENSIONS(mm)		
		A	B	C	N	W	X
2" NORMAL	2NR	BSP	BSP	BSP	597	309	133
	2NA	NPT	NPT	NPT			
	2NV	VIC	VIC	BSP			
	2NW	VIC	BSP	VIC			
2" SUPER	2SR	BSP	BSP	BSP	721	309	133
	2SA	NPT	NPT	NPT			
	2SV	VIC	VIC	BSP			
	2SW	VIC	BSP	VIC			
3" NORMAL	3NR	BSP	BSP	BSP	623	34	160
	3NA	NPT	NPT	NPT			
	3NV	VIC	VIC	BSP			
	3NW	VIC	BSP	VIC			
3" SUPER	3SR	BSP	BSP	BSP	747	340	160
	3SA	NPT	NPT	NPT			
	3SV	VIC	VIC	BSP			
	3SW	VIC	BSP	VIC			

● PH>4 MAXIMUM PRESSURE 10 BAR/145 PSI; MAXIMUM TEMPRETURE 60°C / 140F

● PERFORMANCE DATA

Size	connector	max recommended flow		filter surface	
		M3/H	GPM	CM2	IN2
2"	2" BSP	30	132	815	126
2"super size	2" BSP	30	132	1087	169
3"	3" BSP	30	132	1087	169
3"super size	3" BSP	50	220	1087	169



ITEM NO:FLT6014

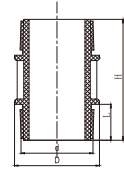
● DISC FILTER

CONNECTOR	MODEL	CONNECTION			DIMENSIONS(mm)		
		A	B	C	N	W	X
2" NORMAL	2NR	BSP	BSP	BSP	597	309	133
	2NA	NPT	NPT	NPT			
	2NV	VIC	VIC	BSP			
	2NW	VIC	BSP	VIC			
2" SUPER	2SR	BSP	BSP	BSP	721	309	133
	2SA	NPT	NPT	NPT			
	2SV	VIC	VIC	BSP			
	2SW	VIC	BSP	VIC			
3" NORMAL	3NR	BSP	BSP	BSP	623	34	160
	3NA	NPT	NPT	NPT			
	3NV	VIC	VIC	BSP			
	3NW	VIC	BSP	VIC			
3" SUPER	3SR	BSP	BSP	BSP	747	340	160
	3SA	NPT	NPT	NPT			
	3SV	VIC	VIC	BSP			
	3SW	VIC	BSP	VIC			

● PH>4 MAXIMUM PRESSURE 10 BAR/145 PSI; MAXIMUM TEMPRETURE 60°C / 140F

● PERFORMANCE DATA

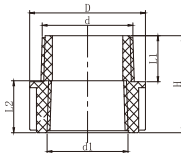
Size	connector	max recommended flow		filter surface	
		M3/H	GPM	CM2	IN2
2"	2" BSP	30	132	1198	186
2"super size	2" BSP	30	132	1699	263
3"	3" BSP	30	132	1699	263
3"super size	3" BSP	50	220	1699	263



ITEM NO:PEEF001

MALE THREAD NIPPLE

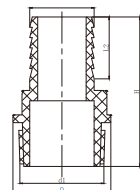
Size Nom	D	d	L	H
1/2"	28	Rc1/2"	20.5	63.5
3/4"	33	Rc3/4"	19.5	67
1"	38	Rc1"	20	68
1-1/4"	48.5	Rc1-1/4"	20.5	69
1-1/2"	55.5	Rc1-1/2"	24.5	77.5
2"	72	Rc2"	25.5	78
2-1/2"	83	Rc2-1/2"	26.5	82.5
3"	96	Rc3"	31.5	92
4"	123	Rc4"	35	100



ITEM NO:PEEF002

MALE & FEMALE REDUCER

Size Nom	D	d	d1	L1	L2	H
3/4"x1/2"	33	Rc3/4"	Rc1/2"	18	23	41
1"x3/4"	41	Rc1"	Rc3/4"	19	20	39
1-1/4x1"	50	Rc1-1/4"	Rc1"	20.5	22	42.5
1-1/2"x1-1/4"	60	Rc1-1/4"	Rc1-1/4"	23	26	48.5
2"x1-1/2"	66.5	Rc2"	Rc1-1/2"	24	24	51
2-1/2"x2"	81	Rc2-1/2"	Rc2"	26.5	29.5	61
3"x2-1/2"	96.5	Rc3"	Rc2-1/2"	34	30.5	73



ITEM NO:PEEF003

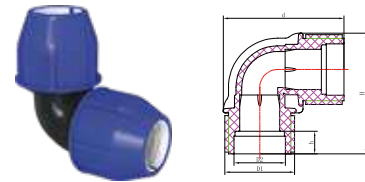
HOSE ADAPTOR

Size Nom	D	d	d1	L1	L2	H
1/2"	23	15	Rc1/2"	15	21	47.1
3/4"	31	20	Rc3/4"	16	23	52.6
1"	38	25	Rc1"	17	24	58
1-1/4"	48.5	32	Rc1-1/4"	18	30	64
1-1/2"	52	40	Rc1-1/2"	18	35	70
2"	65	50	Rc2"	20.5	39	79
2-1/2"	81.8	65	Rc2-1/2"	23.7	49	98
3"	94.5	80	Rc3"	28.5	72	127.7
4"	119	100	Rc4"	28.5	75.8	129.5



III PP COMPRESSION FITTINGS

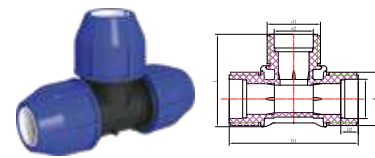
PN 16 SERIES



ITEM NO:PTIII001

90° ELBOW

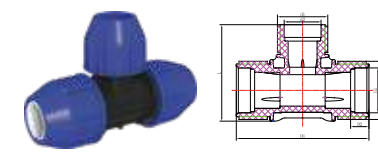
Nom Size	D1	D2	d	H	h
20	36.8	27	63.7	63.7	12
25	42.5	32.8	73	73	13.4
32	51.2	40.8	86.65	86.65	16
40	61.8	50.8	99	99	20.3
50	74.9	61.6	117.2	117.2	21.5
63	91	76	138.5	138.5	24.2



ITEM NO:PTIII005

STRAIGHT TEE

Nom Size	D1	D2	L	d1	d2	H	h
20	89	12	63.7	36.8	27	36.8	27
25	101	13.4	73	42.5	32.8	42.5	32.8
32	120	16	86.65	51.2	40.8	51.2	40.8
40	132	20.3	99	61.8	50.8	61.8	50.8
50	155	21.5	117.2	74.9	61.6	74.9	61.6
63	180	24.2	138.5	91	76	91	76



ITEM NO:PTIII008

REDUCING TEE

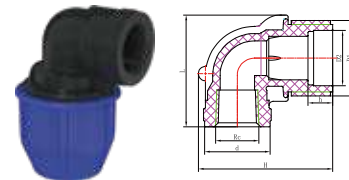
Nom Size	D1	D2	L	d1	d2	H	h
25X20	97	13.4	70.5	36.8	27	42.5	32.8
32X20	110	16	79.65	36.8	27	51.2	40.8
32X25	110	16	82.65	42.5	32.8	51.2	40.8



ITEM NO:PTIII008

FEMALE THREAD SOCKET

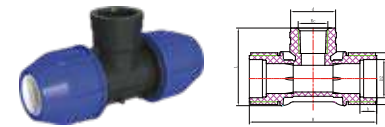
Nom Size	D1	D2	H	h	d	Rc
20X1/2"	36.8	27	51	12	32	1/2"
20X3/4"	36.8	27	52	12	36.7	3/4"
25X1/2"	42.5	32.8	59.6	13.4	32	1/2"
25X3/4"	42.5	32.8	57.6	13.4	36.7	3/4"
25X1"	42.5	32.8	60.6	13.4	47	1"
32X1"	51.2	40.8	64.8	16	47	1"
40X1-1/4"	61.8	50.8	74.6	20.3	52	1-1/4"
50X1-1/2"	74.9	61.6	87.6	21.5	60	1-1/2"
63X2"	91.5	76	96.8	24.2	77	2"



ITEM NO:PTIII002

FEMALE THREAD ELBOW


Nom Size	D1	D2	L	H	h	d	Rc
20X1/2"	36.8	27	54.5	64.48	12	32	1/2"
20X3/4"	36.8	27	56	67.35	12	36.7	3/4"
25X1/2"	42.5	32.8	59.5	69.98	13.4	32	1/2"
25X3/4"	42.5	32.8	64.5	69.85	13.4	36.7	3/4"
32X1"	51.2	40.8	75	90.5	16	47	1"
40X1-1/4"	61.8	50.8	86	99.5	20.3	54	1-1/4"
50X1-1/2"	74.9	61.6	99.7	112	21.5	62	1-1/2"
63X2"	91	76	118.5	135.5	24.2	77	2"



ITEM NO:PTIII006

FEMALE THREAD TEE

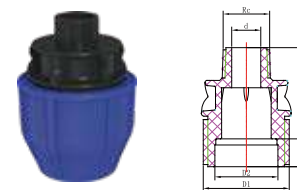
Nom Size	D1	D2	L	H	h	d	Rc
20X1/2"	36.8	27	55.1	90.5	12	32	1/2"
20X3/4"	36.8	27	54.2	97	12	36.7	3/4"
25X3/4"	42.5	32.8	67.35	97	13.4	36.7	3/4"
32X1"	51.2	40.8	82.65	110	16	47	1"
40X1-1/4"	61.8	50.8	95	132	20.3	52	1-1/4"
50X1-1/2"	74.9	61.6	107.7	147	22	60	1-1/2"
63X2"	91	76	128.5	180	24.2	77	2"



ITEM NO:PTIII012

SOCKET

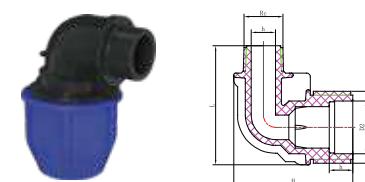
Nom Size	D1	D2	d	H	h
20	36.8	27	21.2	61.8	12
25	42.5	32.8	26.3	67.5	13.4
32	51.2	40.8	33.2	81	16
40	61.8	51.8	41	92	20.3
50	74.9	61.6	51.3	104	21.5
63	91	76	63.7	116	24.2
75	103	88.5	77.7	126	27.5
90	123	105	92	135	33.5
110	148	126	112.7	143	33.5



ITEM NO:PTIII009

MALE THREAD SOCKET

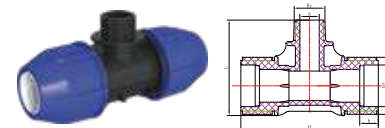
Nom Size	D1	D2	H	h	d	Rc
20X1/2"	36.8	27	51	12	12.5	1/2"
20X3/4"	36.8	27	51	12	17.8	3/4"
20X1"	36.8	27	54	12	21.6	1"
25X1/2"	42.5	32.8	57.6	13.4	12.5	1/2"
25X3/4"	42.5	32.8	57.6	13.4	17.8	3/4"
25X1"	42.5	32.8	61.6	13.4	21.6	1"
32X3/4"	51.2	40.8	60.8	16	17.8	3/4"
32X1"	51.2	40.8	64.8	16	21.6	1"
32X1-1/4"	51.2	40.8	66.8	16	30	1-1/4"
40X1"	61.8	50.8	70	20.3	21.6	1"
40X1-1/4"	61.8	50.8	72.8	20.3	30	1-1/4"
40X1-1/2"	61.8	50.8	74	20.3	35	1-1/2"
50X1-1/2"	74.9	61.6	79.6	21.5	35	1-1/2"
50X2"	74.9	61.6	84.6	21.5	45.7	2"
63X2"	91	76	89.6	24.2	45.7	2"
75X2-1/2"	103	88.5	104.8	27.5	58	2-1/2"
90X3"	123	105.8	108	33.5	70	3"



ITEM NO:PTIII003

MALE THREAD ELBOW

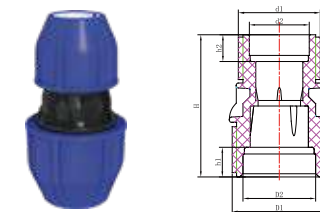
Nom Size	D1	D2	L	H	h	d	Rc
20X1/2"	36.8	27	60.95	60.95	12	12.5	1/2"
20X3/4"	36.8	27	57.25	64.25	12	17.8	3/4"
25X3/4"	42.5	32.8	66	71	13.4	17.8	3/4"
32X1"	51.2	40.8	78.65	84.5	16	21.6	1"
40X1-1/4"	61.8	50.8	92	101.75	20.3	30	1-1/4"
50X1-1/2"	74.9	61.6	104.7	108.7	21.5	35	1-1/2"
63X2"	91	76	130.5	132	24.2	45.7	2"



ITEM NO:PTIII007

MALE THREAD TEE

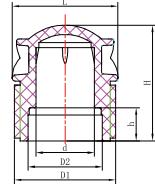
Nom Size	D1	D2	L	H	h	d	Rc
20	36.8	27	61.7	89	12	12.5	1/2"
25	42.5	32.8	61.7	97	13.4	17.8	3/4"
32	51.2	40.8	78.65	110	16	21.6	1"
40	61.8	50.8	91	132	20.3	30	1-1/4"
50	74.9	61.6	104.7	147	21.5	35	1-1/2"
63	91	76	128.5	180	24.2	45.7	2"



ITEM NO:PTIII011

REDUCING SOCKET

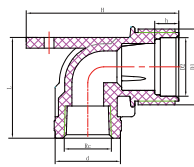
Nom Size	D1	D2	H	h1	h2	d1	d2
25X20	42.5	32.8	64	13.4	12	36.8	27
32X20	51.2	40.8	75	16	12	36.8	27
32X25	51.2	40.8	78	16	13.4	42.5	32.8
40X32	61.8	50.8	87	20.3	16	51.2	40.8
50X32	74.9	61.6	97	21.5	16	51.2	40.8
50X40	74.9	61.6	99	21.5	20.3	61.8	50.8
63X50	91	76	113	24.2	21.5	74.9	61.6



ITEM NO:PTIII013

● END CAP

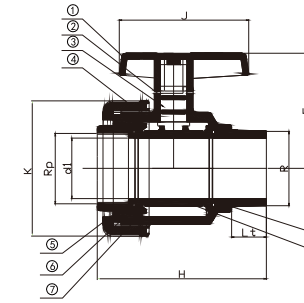
Nom Size	D1	D2	d	H	h	L
20	36.8	27	21.2	42	12	38.4
25	42.5	32.7	26.3	55	13.4	45
32	51.2	40.8	33.2	58.3	16	53.3
40	61.8	50.8	41	64.5	20.3	66
50	74.9	61.6	51.3	69.5	21.5	79.4
63	91	76	63.7	77.85	24.2	97



ITEM NO:PTIII004

● FEMALE THREAD ELBOW WITH EAR

Nom Size	D1	D2	L	H	h	d	Rc
25X3/4"	42.5	32.8	56.5	85.52	13.4	36.7	3/4"



ITEM NO:UMF01

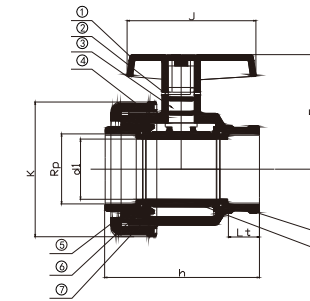
● SINGLE UNION BALL VALVE M/F

NO.	PART	MATERIAL	QTY
1	Handle	PVC PP	1
2	Stem O-Ring	EPDM	2
3	Stem	PVC PP	1
4	Union Nut	PVC PP	1

NO.	PART	MATERIAL	QTY
5	End Connector	PVC PP	1
6	Seal Seat	TPE	2
7	Carrier O Ring	EPDM	1
8	Ball	PVC PP	1

● SINGLE UNION BALL VALVE M/F

Nom Size	DN	Lt	H	F	J	K	d1
3/4"X3/4"	20	16	80	58	65	59	19
1"X1"	25	17	90	67	75	67	23
1-1/4"X1-1/4"	32	21	106	76	85	79	32
1-1/2"X1-1/2"	40	24	124	83	94	94	39
2"X2"	50	26	145	101	109	114	46
2-1/2"X2-1/2"	65	28	177	127	138	144	64
3"X3"	80	35	204	143	158	168	76
4"X4"	100	37	250	169	180	210	97



ITEM NO:UFF01

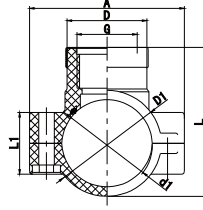
● SINGLE UNION BALL VALVE F/F

NO.	PART	MATERIAL	QTY
1	Handle	PVC PP	1
2	Stem O-Ring	EPDM	2
3	Stem	PVC PP	1
4	Union Nut	PVC PP	1

NO.	PART	MATERIAL	QTY
5	End Connector	PVC PP	1
6	Seal Seat	TPE	2
7	Carrier O Ring	EPDM	1
8	Ball	PVC PP	1

● SINGLE UNION BALL VALVE M/F

Nom Size	DN	Lt	H	F	J	K	d1
3/4"X3/4"	20	20	81	58	65	59	19
1"X1"	25	22	91	67	75	67	23
1-1/4"X1-1/4"	32	25	101	76	85	79	32
1-1/2"X1-1/2"	40	25	109	83	94	93	39
2"X2"	50	29	135	101	109	114	46
2-1/2"X2-1/2"	65	36	177	127	138	144	64
3"X3"	80	36	180	143	158	168	76
4"X4"	100	49	228	169	180	210	97

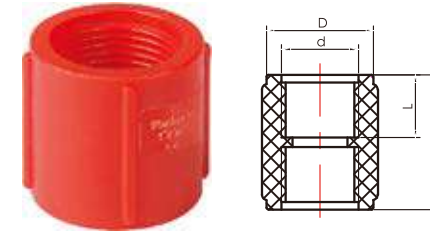


ITEM NO:PTIII008

SADDLE CLAMPS

Nom Size	D	G	D1	d1	L1	L	A
25X1/2"	31	1/2"	34	25	26	50	76
25X3/4"	37	3/4"	34	25	26	52	76
32X1/2"	31	1/2"	41	32	27	51	78
32X3/4"	37	3/4"	41	32	27	53	78
32X1"	44	1"	41	32	27	56	84
40X1/2"	37	1/2"	50	40	32	66	85
40X3/4"	37	3/4"	50	40	32	68.5	85
40X1"	44	1"	50	40	32	71.5	85
50X1/2"	44	1/2"	60	50	34	76	85
50X3/4"	44	3/4"	60	50	34	78	85.5
50X1"	44	1"	60	50	34	81.4	85.5
50X1-1/4"	53	1-1/4"	60	50	34	85	85.5
60X1/2"	31	1/2"	74.2	63	36	90.2	96
63X3/4"	37	3/4"	74.2	63	36	92.2	100
63X1"	44	1"	74.2	63	36	97.0	100
63X1-1/4"	53	1-1/4"	74.2	63	36	98.2	100
63X1-1/2"	61.6	1-1/2"	74.2	63	36	98.2	100
75X1/2"	31	1/2"	89	75	45	105	100
75X3/4"	37	3/4"	89	75	45	107	117.6
75X1"	44	1"	90.2	75	45	108	117.6
75X1-1/4"	53	1-1/4"	89	75	45	110.5	117.6
75X1-1/2"	61.6	1-1/2"	89	75	45	108	117.6
75X2"	74	2"	89	75	45	112.5	117.57
90X1/2"	31.2	1/2"	105	90	44	121	117.6
90X3/4"	37	3/4"	105	90	44	123	138
90X1"	44	1"	105	90	44	126	138
90X1-1/4"	53	1-1/4"	105	90	44	129	138
90X1-1/2"	61.6	1-1/2"	105	90	44	129	138
90X2"	74	2"	105	90	44	129	138
110X1/2"	31	1/2"	126.4	110	37.2	142	158
110X3/4"	37	3/4"	126.4	110	37.2	142.2	158
110X1"	44	1"	126.4	110	37.0	147.2	158
110X1-1/2"	61.6	1-1/2"	126.4	110	37.2	148.7	158
110X1-1/4"	53	1-1/4"	126.4	110	37.2	148.7	158
110X2"	73.4	2"	126.3	110	37.2	147.2	158
110X3"	104	3"	126.4	110	37.2	158.7	158
125X1/2"	31	1/2"	142.8	125	37.2	160.2	175
125X3/4"	37	3/4"	142.8	125	37.2	160.4	175
125X1"	44	1"	143	125	32.2	164	175
125X1-1/2"	62	1-1/2"	142.8	125	37.2	164.4	175
125X2"	74.5	2"	142.8	125	37.2	165.2	175
140X3/4"	37	3/4"	159.2	140	37.2	178.1	192
140X1-1/2"	65	1-1/2"	159.2	140	37.2	184.6	192
140X2"	74.5	2"	159.2	140	37.2	188.8	192
160X1/2"	31	1/2"	181	160	51	200.5	211
160X1"	44	1"	181	160	51	200.5	211
160X2"	73.4	2"	181	160	51	200.5	211
160X3"	104	3"	181	160	51	212	211
160X4"	133	4"	181	160	51	220	211
200X2"	73.4	2"	222.6	200	57.6	244.9	265
200X3"	104	3"	181	200	57.6	265.2	255.3
200X4"	133	4"	222.6	200	57.6	262.1	265.2

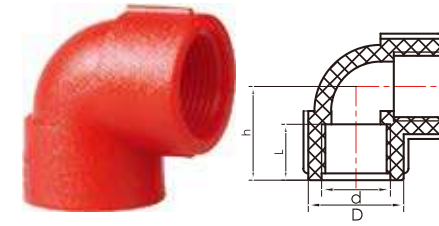
ITEM NO : PEX 001



COUPLING

Size Nom	D	d	L	H
1/2"	29	G1/2"	17	36.5
3/4"	35	G3/4"	17	36.5
1"	43	G1"	20	42

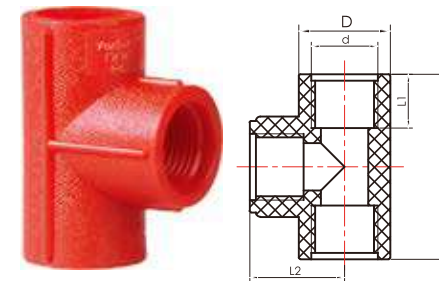
ITEM NO : PEX 002



90° ELBOW

Size Nom	D	d	L	h
1/2"	29	G1/2"	17	28.5
3/4"	35	G3/4"	17	34.3
1"	43	G1"	20	38.5

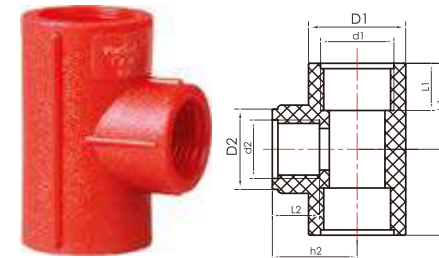
ITEM NO : PEX 003



TEE

Size Nom	D	d	L1	L2	L3
1/2"	29	G1/2"	17	30	58.5
3/4"	35	G3/4"	17	31.5	62
1"	43	G1"	20	37.5	75

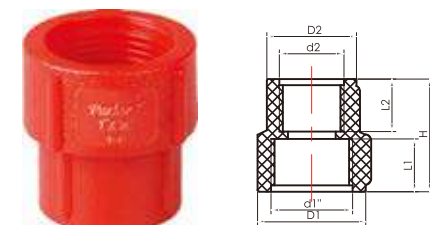
ITEM NO : PEX 004



REDUCING TEE

Size Nom	D1	d1	L1	h1	D2	d2	L2	h2	H
1/2"X3/4"	35	G3/4"	17	31	29	G1/2"	17	30.6	62
1"X1/2"	43	G1"	20	37.5	29	G1/2"	17	34	75
1"X3/4"	43	G1"	20	37.5	35	G3/4"	17	34	75

ITEM NO : PEX 005

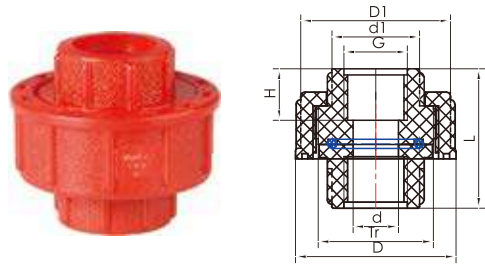


REDUCING COUPLING

Size Nom	D1	d1	L1	D2	d2	L2	H
1/2"X3/4"	35	G3/4"	17	29	G1/2"	17	36.4
1"X1/2"	43	G1"	20	29	G1/2"	17	39
1"X3/4"	43	G1"	20	35	G3/4"	17	39.3

PP THREAD FITTINGS

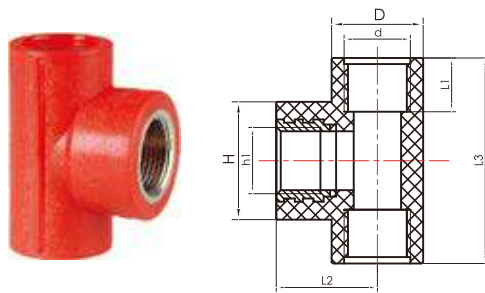
ITEM NO : PEX 006



UNION

Size Nom	D1	d1	G	H	d	Tr	D	L
1/2"	49.5	29	20.96	17	15	38	53	46
3/4"	55.4	35	26	16	20	47	59.8	55
1"	65.5	43	33.24	20	25	55	70.8	62.3

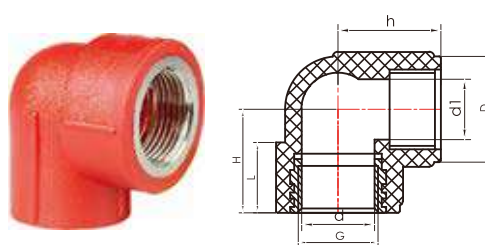
ITEM NO : PEX 007



FEMALE THREAD TEE

Size Nom	D	d	L1	L2	L3	H	h1
1/2"	29	G1/2"	17	32	65	37.2	G1/2"
3/4"	35	G3/4"	17	35.5	70.8	43	G3/4"
1"	43	G1"	20	41.5	85	52	G1"

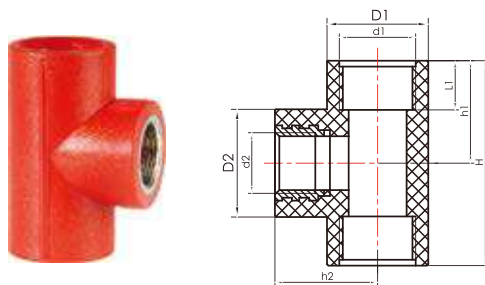
ITEM NO : PEX 008



FEMALE THREAD ELBOW

Size Nom	D	G	d	d1	L	h	H
1/2"	29.5	G1/2"	18.64	15	23	31.95	31.5
3/4"	35	G3/4"	24.12	20	17	34.3	34.3
1"	43	G1"	30.3	25	26.4	40.5	40.1

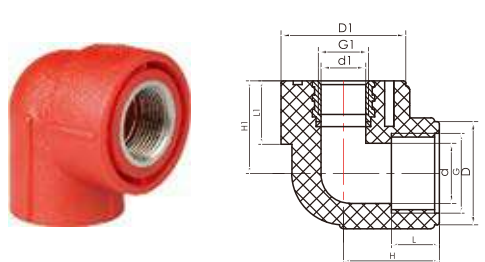
ITEM NO : PEX 009



REDUCER FEMALE THREAD TEE

Size Nom	D1	d1	L1	h1	D2	d2	h2	H
1/2"X3/4"	35	G3/4"	17	35.4	37.2	G1/2"	35.5	70.8
1"X1/2"	43	G1"	20	42.5	37.2	G1/2"	37.5	85
1"X3/4"	43	G1"	20	42.5	43	G3/4"	37.5	85

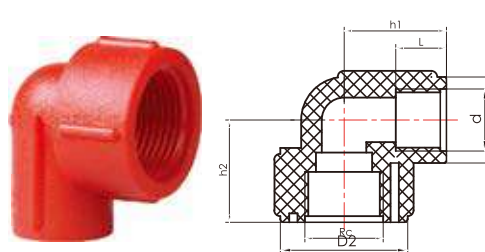
ITEM NO : PEX 010



REDUCER FEMALE THREAD ELBOW


Size Nom	D	G	G1	d	L	H	L1	H1	D1	d1
3/4"X1/2"	35	G3/4"	G1/2"	20	17	35.8	23.3	34.3	41	18.64
1"X1/2"	43	G1"	G1/2"	25	20	40	26.4	38.5	52	18.64
1"X3/4"	43	G1"	G3/4"	25	20	40	40.5	38.5	52	24.12

ITEM NO : PEX 011



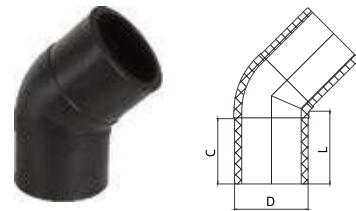
REDUCER ELBOW

Size Nom	D1	D2	d	L	h1	h2	Rc
1/2"X3/4"	29	43	G3/4"	17	34.5	34.5	G1/2"
1"X1/2"	29	43	G1/2"	17	34.5	34.5	G1"



PE PIPES & FITTINGS

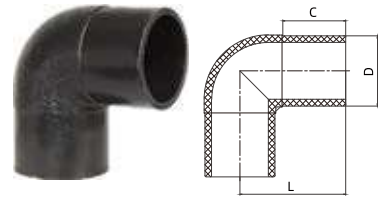
PRESSURE



ITEM NO:PEBW001

45° ELBOW

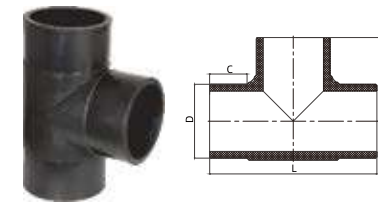
Nom Size	D	C	L	SDR
L75	75	73	85	SDR11
L90	90	78	90	SDR11
LI 10	110	80	95	SDR11
L125	125	95	105	SDR11
L160	160	95	115	SOR11
L160	160	80	100	SDR17
L200	200	110	130	SDR11
L200	200	85	105	SDR17
L225	225	120	125	SDR11
L250	250	112	125	SDR11
L250	250	90	110	SDR17
L315	315	110	125	SDR11
L315	315	100	120	SDR17



ITEM NO:PEBW002

90° ELBOW

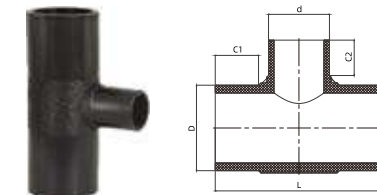
Nom Size	D	C	L	SDR
L63-63	63	65	108	SDR11
L75-75	75	73	125	SDR11
L90-90	90	78	140	SOR11
LI 10-110	110	82	155	SDR11
L125-125	125	87	160	SDR11
L140-140	140	92	177	SDR11
L160-160	160	85	182	SDR11
L160-160	160	80	160	SDR17
L180-180	180	105	211	SDR11
L200-200	200	95	210	SDR11
L200-200	200	85	190	SDR13.6
L200-200	200	85	180	SDR17
L225-225	225	110	235	SDR11
L250-250	250	90	235	SDR11
L250-250	250	90	230	SDR17
L280-280	280	120	245	SDR13.6
L315-315	315	105	272	SDR11
L315-315	315	100	235	SDR17
L355-355	355	120	280	SDR13.6
L400-400	400	110	330	SDR17
L500-500	500	120	450	SDR17
L560-560	560	125	700	SDR17
L630-630	630	130	410	SDR17
L710-710	710	180	911	SDR17
L800-800	800	180	1002	SDR17



ITEM NO:PEBW003

STRAIGHT TEE

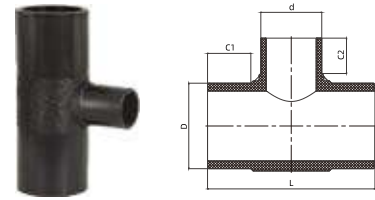
Nom Size	D	L	C	H	SDR
T63-63	63	210	65	105	SDR11
T75-75	75	250	73	125	SDR11
T90-90	90	280	80	140	SDR11
T110-110	110	310	82	155	SOR11
T125-125	125	320	87	160	SDR11
T140-140	140	354	92	177	SDR11
T160-160	160	372	80	190	SDR11
T160-160	160	325	75	180	SDR13.6
T160-160	160	160	80	190	SDR17
T180-180	180	423	105	210	SDR11
T200-200	200	420	105	210	SDR11
T200-200	200	407	105	210	SDR13.6
T200-200	200	390	85	215	SDR17
T225-225	225	470	110	235	SDR11
T250-250	250	465	90	270	SOR11
T250-250	250	430	85	265	SDR13.6
T250-250	250	470	90	265	SDR17
T280-280	280	500	100	100	SDR13.6
T315-315	315	520	150	317	SDR11
T315-315	315	486	90	315	SDR13.6
T315-315	315	555	100	285	SDR17
T355-355	355	595	110	310	SDR13.6
T400-400	400	640	105	330	SDR17
T450-450	450	690	110	355	SDR17
T500-500	500	640	110	435	SDR17
T630-630	630	830	90	45	SDR17
T710-710	710	1072	180	541	SDR17
T810-810	800	1202	185	606	SDR17



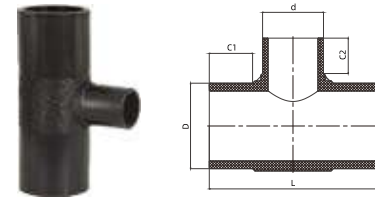
ITEM NO:PEBW004

REDUCING TEE

Nom Size	D	d	L	C1	C2	H	SDR
T63-50	63	50	210	65	55	95	SDR11
T75-50	75	50	250	73	55	107	SDR11
T75-63	75	63	250	73	65	117	SDR11
T90-50	90	50	280	80	55	110	SDR11
T90-63	90	63	280	80	65	120	SDR11
T90-75	90	75	280	80	73	129	SDR11
TI 10-50	110	50	310	82	60	135	SDR11
T110-63	110	63	310	82	65	140	SDR11
T110-75	110	75	310	82	70	145	SDR11
T110-90	110	90	310	82	80	155	SDR11
T125-50	125	50	320	87	55	128	SDR11
T125-63	125	63	320	87	63	136	SDR11
T125-75	125	75	320	87	70	143	SDR11
T125-90	125	90	320	87	80	152	SDR11
T125-110	125	110	320	87	82	155	SDR11
T140-63	140	63	354	92	65	150	SDR11
T140-75	140	75	354	92	70	155	SDR11
T140-90	140	90	354	92	79	164	SDR11
T140-110	140	110	354	92	82	167	SDR11
T140-125	140	125	354	92	87	152	SDR11
T160-50	160	50	372	90	65	155	SDR11
T160-63	160	63	372	90	65	160	SDR11
T160-75	160	75	372	90	70	165	SDR11
T160-90	160	90	372	90	80	175	SDR11
T160-110	160	110	372	90	90	185	SDR11
T180-110	180	110	423	105	82	188	SDR11
T180-125	180	125	423	105	87	193	SDR11
T180-140	180	140	423	105	92	198	SDR11
T180-160	180	160	423	105	98	204	SDR11
T200-63	200	63	420	108	65	181	SDR11
T200-75	200	75	420	108	75	200	SDR11
T200-90	200	90	420	108	90	200	SDR11
T200-110	200	110	420	108	90	200	SDR11
T200-160	200	160	420	108	90	200	SDR11
T225-110	225	110	470	110	83	222	SDR11
T225-160	225	160	470	110	98	222	SDR11
T225-200	225	200	470	110	110	235	SDR11
T250-90	/	/	/	/	/	/	SDR11
T250-110	250	110	465	90	95	230	SDR11
T250-160	250	160	465	90	105	240	SDR11



ITEM NO:PEBW004



ITEM NO:PEBW004

REDUCING TEE

Nom Size	D	d	L	C1	C2	H	SDR
T250-200	250	200	465	90	120	255	SDR11
T315-110	315	110	520	90	90	260	SDR11
T315-160	315	160	520	90	90	265	SDR11
T315-200	315	200	520	90	105	280	SDR11
T315-225	315	225	520	85	120	290	SOR11
T315-250	315	250	520	95	120	290	SDR11
T400-110	400	110	500	100	110	/	SDR11
T400-160	400	160	500	100	110	/	SDR11
T400-200	400	200	500	100	110	/	SDR11
T400-250	400	250	500	100	110	/	SDR11
T110-50	110	50	310	82	60	135	SOR 13.6
T110-63	110	63	310	82	65	140	SOR 13.6
T160-50	160	50	325	85	65	160	SOR 13.6
T160-63	160	63	325	85	65	160	SOR 13.6
T160-75	160	75	325	85	70	165	SOR 13.6
T160-90	160	90	325	85	80	170	SOR 13.6
T160-110	160	110	325	85	90	180	SOR 13.6
T200-90	200	90	407	85	80	192	SDR13.6
T200-110	200	110	407	85	85	197	SDR13.6
T200-160	200	160	407	112	98	210	SDR13.6
T250-110	250	110	430	100	104	232	SDR13.6
T250-160	250	160	430	100	102	240	SDR13.6
T250-200	250	200	430	105	110	265	SDR13.6
T280-110	280	110	500	100	100	250	SDR13.6
T280-160	280	160	500	100	100	250	SDR13.6
T280-200	280	200	500	100	100	260	SDR13.6
T280-250	280	250	500	100	100	260	SDR13.6
T315-110	315	110	486	100	90	265	SOR13.6
T315-160	315	160	486	105	100	287	SDR13.6
T315-200	315	200	486	105	112	287	SDR13.6
T315-250	315	250	486	100	130	305	SDR13.6
T355-160	355	160	595	110	120	310	SDR13.6
T355-200	355	200	595	110	120	310	SDR13.6
T355-250	355	250	595	110	120	310	SDR13.6
T355-280	355	280	595	110	120	310	SDR13.6
T355-315	355	315	595	110	120	310	SDR13.6
T160-63	160	63	300	80	65	160	SDR17
T160-75	160	75	300	80	70	160	SDR17
T160-90	160	90	300	80	80	170	SDR17
T160-110	160	110	300	75	85	175	SDR17

REDUCING TEE

Nom Size	D	d	L	C1	C2	H	SDR
T200-63	200	63	315	85	65	180	SDR17
T200-75	200	75	315	85	70	185	SDR17
T200-90	200	90	315	85	80	195	SDR17
1 200-110	200	110	315	85	85	205	SDR17
T200-160	200	160	390	85	90	205	SDR17
T250-90	250	90	380	80	80	215	SDR17
T250-110	250	110	380	90	85	225	SDR17
1 250-160	250	160	380	90	100	237	SDR17
T250-200	250	200	470	90	110	250	SDR17
T315-110	315	110	440	100	85	285	SDR17
T315-160	315	160	440	100	85	275	SDR17
T315-200	315	200	440	100	90	270	SDR17
T315-250	315	250	555	100	95	260	SDR17
T400-110	400	110	640	103	110	329	SDR17
T400-160	400	160	640	105	95	329	SDR17
T400-200	400	200	640	105	95	329	SDR17
T400-225	/	/	/	/	/	/	SDR17
T400-250	400	250	640	105	95	329	SDR17
T400-315	400	315	640	103	95	329	SDR17
T450-315	450	315	690	110	120	355	SDR17
T710-110	/	/	/	/	/	/	SDR17
T710-160	/	/	/	/	/	/	SDR17
T710-200	710	200	568	180	165	522	SDR17
T710-250	710	250	/	/	/	/	SDR17
T710-315	710	315	681	180	165	521	SDR17
T710-400	710	400	764	180	165	518	SDR17
T710-500	710	500	864	180	165	520	SDR17
T710-630	710	630	983	180	165	525	SDR17
T800-110	800	110	/	/	/	/	SDR17
T800-160	800	160	/	/	/	/	SDR17
T800-200	800	200	606	185	170	573	SDR17
T800-250	800	250	/	/	/	/	SDR17
T800-315	800	315	719	185	170	572	SDR17
T800-400	800	400	802	185	170	569	SDR17
T800-500	800	500	902	185	170	571	SDR17
T800-630	800	630	1031	/	170	571	SDR17
T800-710	800	710	/	/	/	/	SDR17



ITEM NO:PEBW005

END CAP

Nom Size	D	L	L1	SDR
75	75	90	/	SDR11
90	90	95	/	SDR11
110	110	95	/	SDR11
125	125	105	/	SDR11
140	140	115.5	/	SDR11
160	160	120	/	SDR11
180	180	135	/	SDR11
200	200	140	/	SDR11
225	225	130	/	SDR11
250	250	125	/	SDR11
280	280	130	/	SDR11
315	315	150	/	SDR11
355	355	157	/	SDR17
400	400	165	/	SDR17
450	450	157	/	SDR17
500	500	170	/	SDR17
560	560	/	/	SDR17
630	630	196	/	SDR17
710	710	/	/	SDR17
800	800	/	/	SDR17
900	900	170	/	SDR17
1000	1000	17	120	SDR17
1200	/	/	125	SDR17

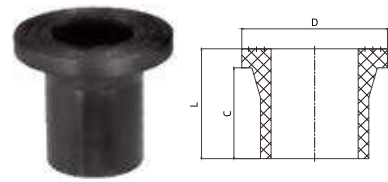


ITEM NO:PEBW006

REDUCING COUPLING

Nom Size	D	S	L	L1	L2	SDR
S75-63	75	63	144	73	65	SDR11
S90-50	90	50	154	79	55	SDR11
S90-63	90	63	157	78	65	SDR11
S90-75	90	75	159	78	73	SDR11
S110-50	110	50	167	82	55	SDR11
S110-63	110	63	169	80	65	SDR11
S110-75	110	75	171	80	73	SDR11
S110-90	110	90	168	80	78	SDR11
S125-75	125	75	170	80	75	SDR11
S125-90	125	90	200	85	85	SDR11
S125-110	125	110	187.5	90	90	SDR11
S160-63	160	63	221	82	85	SOR11
S160-75	160	75	221	89	90	SDR11
S160-90	160	90	221	96	85	SDR11
S160-110	160	110	220	106	90	SDR11
S160-125	160	125	215	100	90	SDR11
S180-90	180	90	255	80	85	SDR11
S180-140	180	140	180	80	86	SDR11
S200-90	200	90	260	90	113	SDR11
S200-110	200	110	260	100	110	SOR11
S200-160	200	160	260	105	120	SDR11
S225-110	225	110	257.7	95	95	SDR11
S225-160	225	160	242.5	100	110	SDR11
S225-200	225	200	242.5	80	105	SDR11
S250-110	250	110	240	110	85	SDR11
S250-160	250	160	280	102	135	SDR11
S250-200	250	200	275	115	120	SOR11
S315-110	315	110	210.3	70	90	SDR13.6
S315-160	315	160	205.5	72	85	SDR13.6
S315-200	315	200	267	105	120	SDR11
S315-250	315	250	263	105	125	SDR11
S400-315	400	315	312.5	95	135	SDR17
S450-250	450	250	90	92	235	SDR17
S450-315	450	315	90	100	235	SDR17
S500-250	500	250	90	120	255	SDR17
S500-315	500	315	90	122	255	SDR17
S500-400	500	400	310	95	130	SDR17
S630-500	630	500	335	100	135	SDR17

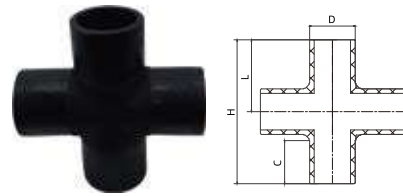
BUTT WELDING PE FITTING



ITEM NO:PEBW007

STUB FLANGE

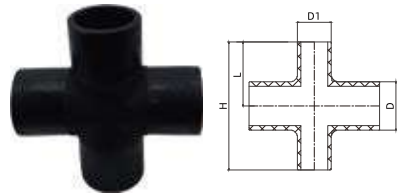
Nom Size	D	d	L	C	SDR
F50	88	50	88	75	SDR11
F63	102	63	100	85	SDR11
F75	120	75	110	94	SDR11
F90	138	90	120	102	SDR11
F110	150	110	120	102	SDR11
F125	158	125	130	110	SDR11
F140	188	140	130	108	SDR11
F160	205	160	120	98	SDR11
F160	205	160	120	95	SDR13.6
F160	205	160	120	95	SDR17
F180	212	180	140	115	SDR11
F200	268	200	150	122	SDR11
F200	250	200	130	105	SDR13.6
F200	250	200	130	105	SDR17
F225	268	225	150	120	SDR11
F250	315	250	145	120	SDR11
F250	318	250	145	115	SDR13.6
F250	318	250	145	115	SDR17
F280	320	280	140	140	SDR11
F315	370	315	190	150	SDR11
F315	370	315	165	137	SDR13.6
F315	370	315	160	150	SDR17
F355	430	355	170	130	SDR17
F400	480	400	210	158	SDR11
F400	480	400	200	158	SDR13.6
F400	480	400	200	158	SDR17
F450	525	450	180	135	SDR17
F500	580	500	220	170	SDR11
F500	580	500	220	170	SDR13.6
F500	580	500	220	170	SDR17
F560	650	560	220	170	SDR17
F630	685	630	240	170	SDR11
F630	685	630	230	180	SDR13.6
F630	685	630	230	180	SDR17
F710	800	710	215	165	SDR17
F800	900	800	215	160	SDR17
F900	1005	900	225	170	SDR17
F1000	1110	1000	220	160	SDR17



ITEM NO:PEBW008

CROSS

Nom Size	D	L	C	H	SDR
110	110	290	145	82	SDR11
160	160	378	189	105	SDR11
200	200	444	222	112	SDR11
250	250	514	257	120	SDR11
315	315	574	287	120	SDR11



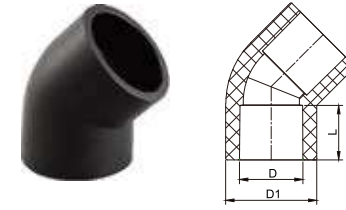
ITEM NO:PEBW009

REDUCING CROSS

Nom Size	D	D1	L	H	SDR
110x63	110	63	279	123	SDR11
110x75	110	75	279	130	SDR11
110x90	110	90	279	137	SDR11
160x63	160	63	329	147	SDR11
160x75	160	75	329	154	SDR11
160x90	160	90	329	162	SDR11
160x110	160	110	329	165	SDR11
200x110	200	110	379	185	SDR11
200x160	200	160	379	185	SDR11
250x110	250	110	461	221	SDR11
250x160	250	160	461	211	SDR11
250x200	250	200	461	216	SDR11
315x110	315	110	543	248	SDR11
315x160	315	160	543	248	SDR11
315x200	315	200	543	253	SDR11
315x250	315	250	543	268	SDR11



SOCKET WELDING PE FITTING



ITEM NO:PESW001

45° ELBOW

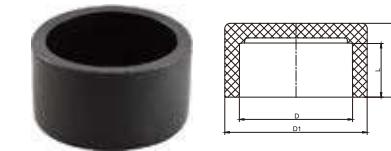
Nom Size	D	D1	L	SDR
20	19.2	27.6	16.5	SDR11
25	24.2	32.8	18.1	SDR11
32	31.2	41.4	20.1	SDR11
40	39	50.2	22.5	SDR11
50	49.1	63.1	25.5	SDR11
63	61.9	77.9	29.4	SDR11



ITEM NO:PESW003

STRAIGHT TEE

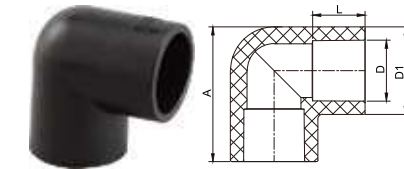
Nom Size	D	D1	L	A	SDR
20	19.2	27.6	16.5	57.7	SDR11
25	24.2	32.8	18.1	66.35	SDR11
32	31.2	41.4	20.1	78.75	SDR11
40	39	50.2	22.5	92.13	SDR11
50	49.1	63.1	25.5	110.23	SDR11
63	61.9	77.9	29.4	133.63	SDR11



ITEM NO:PESW005

END CAP

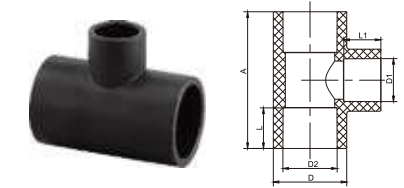
Nom Size	D	D1	L	A	SDR
20	19.2	27.6	16.5	23.2	SDR11
25	24.2	32.8	18.1	24.9	SDR11
32	31.2	41.4	20.1	27.9	SDR11
40	39	50.2	22.5	31	SDR11
50	49.1	63.1	25.5	35.5	SDR11
63	61.9	77.9	29.4	40.4	SDR11



ITEM NO:PESW002

90° ELBOW

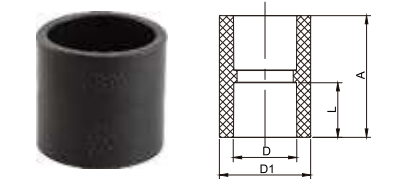
Nom Size	D	D1	L	A	SDR
20	19.2	27.6	16.5	42.5	SDR11
25	24.2	32.8	18.1	49.4	SDR11
32	31.2	41.4	20.1	59.9	SDR11
40	39	50.2	22.5	70.9	SDR11
50	49.1	63.1	25.5	86.4	SDR11
63	61.9	77.9	29.4	105.5	SDR11



ITEM NO:PESW004

REDUCING TEE

Nom Size	D1	D2	D	L	L1	A	SDR
25X20	19.2	24.2	32.8	18.1	16.5	60.95	SDR11
32X20	19.2	31.2	41.4	/	16.5	64.95	SDR11
32X25	24.2	31.2	41.4	20.1	18.1	70.35	SDR11
40X20	19.2	39	50.2	22.1	16.5	69.13	SDR11
40X25	24.2	39	50.2	22.1	18.1	74.53	SDR11
40X32	31.2	39	50.2	22.1	20.1	82.93	SDR11
50X20	19.2	49.1	63.1	25.1	16.5	75.13	SDR11
50X25	24.2	49.1	63.1	25.1	18.1	80.53	SDR11
50X32	31.2	49.1	63.1	25.1	20.1	86.16	SDR11
50X40	39	49.1	63.1	25.1	22.1	98.13	SDR11
63X20	19.2	61.9	77.9	29.1	16.5	83.4	SDR11
63X25	24.2	61.9	77.9	29.1	18.1	88.53	SDR11
63X32	31.2	61.9	77.9	29.1	20.1	96.93	SDR11
63X40	39	61.9	77.9	29.1	22.1	106.13	SDR11
63X50	49.1	61.9	77.9	29.1	25.1	118.23	SDR11

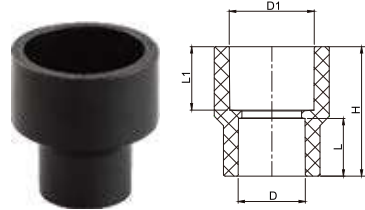


ITEM NO:PESW006

SOCKET

Nom Size	D	D1	L	A	SDR
20	19.2	27.6	16.5	36.85	SDR11
25	24.2	32.8	18.1	40.05	SDR11
32	31.2	41.4	20.1	44.05	SDR11
40	39	50.2	22.1	48.7	SDR11
50	49.1	63.1	25.1	54.7	SDR11
63	61.9	77.9	29.1	62.7	SDR11

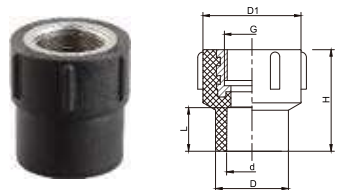
SOCKET WELDING PE FITTING



ITEM NO: PESW007

REDUCING SOCKET

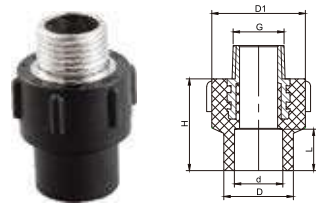
Nom Size	D	D1	L	L1	H	SDR
25X20	19.2	24.2	16.5	18.1	37	SDR11
32X20	19.2	31.2	16.5	20.1	40	SDR11
32X25	24.2	31.2	18.1	20.1	41.5	SDR11
40X20	19.2	39	16.5	22.1	50	SDR11
40X25	24.2	39	18.1	22.1	49.6	SDR11
40X32	31.2	39	20.1	22.1	45	SDR11
50X20	19.2	49.1	16.5	25.1	55.4	SDR11
50X25	24.2	49.1	18.1	25.1	57	SDR11
50X32	31.2	49.1	20.1	25.1	56	SDR11
50X40	39	49.1	22.1	25.1	51	SDR11
63X20	19.2	61.9	16.5	29.1	64	SDR11
63X25	24.2	61.9	18.1	29.1	63.8	SDR11
63X32	31.2	61.9	20.1	29.1	63.4	SDR11
63X40	39	61.9	22.1	29.1	64	SDR11
63X50	49.1	61.9	25.1	29.1	60	SDR11



ITEM NO: PESW008

FEMALE THREAD SOCKET

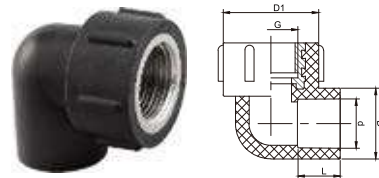
Nom Size	D	d	D1	L	H	G	SDR
20X1/2"	27.6	19.2	37.2	16.5	38.5	1/2"	SDR11
25X1/2"	32.8	24.2	37.2	18.1	40.1	1/2"	SDR11
25X3/4"	32.8	24.2	44.7	18.1	43.6	3/4"	SDR11
32X1/2"	41.4	31.2	37.2	20.1	42.1	1/2"	SDR11
32X3/4"	41.4	31.2	44.7	20.1	45.6	3/4"	SDR11
32X1"	41.4	31.2	54.3	20.1	49.9	1"	SDR11
40X1-1/4"	50.2	39	67.2	22.5	62.4	1-1/4"	SDR11
50X1-1/2"	63.1	49.1	73.6	25.5	55.6	1-1/2"	SDR11
63X2"	77.9	61.9	90.2	29.4	61	2"	SDR11



ITEM NO: PESW009

MALE THREAD SOCKET

Nom Size	D	d	D1	L	H	G	SDR
20X1/2"	27.6	19.2	37.2	16.5	36.5	1/2"	SDR11
25X1/2"	32.8	24.2	37.2	18.1	38.1	1/2"	SDR11
25X3/4"	32.8	24.2	44.7	18.1	39.8	3/4"	SDR11
32X1/2"	41.4	31.2	37.2	20.1	40.1	1/2"	SDR11
32X3/4"	41.4	31.2	44.7	20.1	41.8	3/4"	SDR11
32X1"	41.4	31.2	54.3	20.1	47.2	1"	SDR11
40X1-1/4"	50.2	39	67.2	22.5	52.3	1-1/4"	SDR11
50X1-1/2"	63.1	49.1	73.6	25.5	56.3	1-1/2"	SDR11
63X2"	77.9	61.9	90.2	29.4	61.2	2"	SDR11



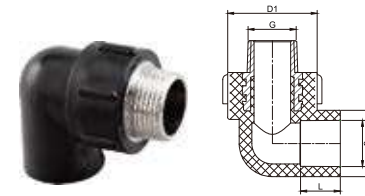
ITEM NO: PESW010

FEMALE THREAD ELBOW

Nom Size	D	d	D1	L	G	SDR
20X1/2"	27.6	19.2	37.2	16.5	1/2"	SDR11
25X1/2"	32.8	24.2	37.2	18.1	1/2"	SDR11
25X3/4"	32.8	24.2	44.7	18.1	3/4"	SDR11
32X1/2"	41.4	31.2	37.2	20.1	1/2"	SDR11
32X3/4"	41.4	31.2	44.7	20.1	3/4"	SDR11
32X1"	41.4	31.2	54.3	20.1	1"	SDR11



SOCKET WELDING PE FITTING



ITEM NO: PESW011

MALE THREAD ELBOW

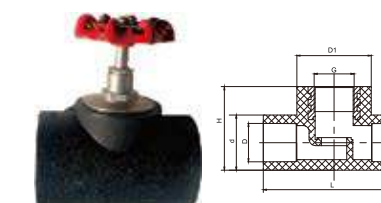
Nom Size	D	d	D1	L	G	SDR
20X1/2"	27.6	19.2	37.2	16.5	1/2"	SDR11
25X1/2"	32.8	24.2	37.2	18.1	1/2"	SDR11
25X3/4"	32.8	24.2	44.7	18.1	3/4"	SDR11
32X1/2"	41.4	31.2	37.2	20.1	1/2"	SDR11
32X3/4"	41.4	31.2	44.7	20.1	3/4"	SDR11
32X1"	41.4	31.2	54.3	20.1	1"	SDR11



ITEM NO: PESW013

MALE THREAD TEE


Nom Size	D	d	D1	L	H	G	SDR
20X1/2"	27.6	19.2	37.2	16.5	56.4	1/2"	SDR11
25X1/2"	32.8	24.2	37.2	18.1	64.2	1/2"	SDR11
25X3/4"	32.8	24.2	44.7	18.1	64.2	3/4"	SDR11
32X1/2"	41.4	31.2	37.2	20.1	70	1/2"	SDR11
32X3/4"	41.4	31.2	44.7	20.1	76	3/4"	SDR11
32X1"	41.4	31.2	54.3	20.1	81.2	1"	SDR11



ITEM NO: PESW014

STOP VALVE

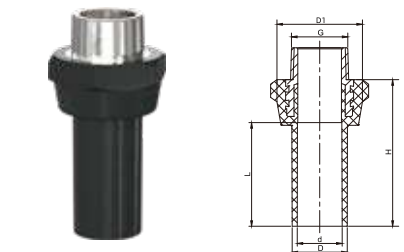
Nom Size	D	d	D1	L	H	G	SDR
20	27.6	19.2	37.2	70.8	41.8	1/2"	SDR11
25	32.8	24.2	44.7	83	49.85	3/4"	SDR11
32	41.4	31.2	44.7	86.5	57.9	1"	SDR11
40	50.2	39	54.3	98.8	70	1-1/4"	SDR11
50	63.1	49.1	64.7	123.8	85.35	1-1/2"	SDR11
63	77.9	61.9	73.1	134.7	100.2	2"	SDR11



ITEM NO: PESW012

FEMALE THREAD TEE

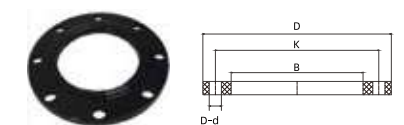
Nom Size	D	d	D1	L	H	G	SDR
20X1/2"	27.6	19.2	37.2	16.5	53.5	1/2"	SDR11
25X1/2"		24.2	37.2	18.1	63	1/2"	SDR11
25X3/4"	32.8	24.2	44.7	18.1	63	3/4"	SDR11
32X1/2"	41.4	31.2	37.2	20.1	74	1/2"	SDR11
32X3/4"	41.4	31.2	44.7	20.1	74	3/4"	SDR11
32X1"	41.4	31.2	54.3	20.1	74	1"	SDR11



ITEM NO: PESW015

MALE TRANSITION COUPLING

Nom Size	D	d	D1	L	H	G
25X3/4"	20.4	25	38.8	47	66.5	3/4"
32X1"	24	32	47.8	52.3	76.5	1"



ITEM NO: PESW016

STEEL RING

Nom Size	D	K	B	n	D	PN
63	165	125	77	4	18	PN16
75	185	145	90	4	18	PN16
90	200	160	106	8	18	PN16
110	220	180	126	8	18	PN16
125	250	210	135	8	18	PN16
160	285	240	178	8	22	PN16
200	340	295	234	8	22	PN1.0
225	340	295	241	8	22	PN1.0
250	405	355	287	12	26	PN1.6
315	460	410	337	12	26	PN1.6
355	505	460	369	16	22	PN1.0
400	565	515	418	16	26	PN1.0
450	615	565	460	20	25	PN1.0
500	670	620	517	20	26	PN1.0
630	780	725	650	20	30	PN1.0
800	1015	950	825	24	33	PN1.0



PE ELECTROFUSION FITTINGS

WATER&GAS



ELECTROFUSION FITTING SERIES



ITEM NO:PEGP001



ITEM NO:PEGP002

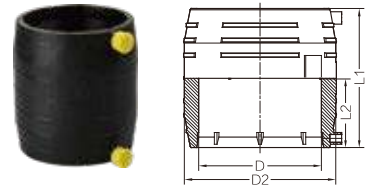
● PE PIPE FOR GAS SUPPLY

Nominal OD (mm)	Minimum wall thickness (mm)		
	SDR11	SDR17	SDR17.6
20	3.0	2.3	2.3
25	3.0	2.3	2.3
32	3.0	2.3	2.3
40	3.7	2.4	2.3
50	4.6	3.0	2.9
63	5.8	3.8	3.6
75	6.8	4.5	4.3
90	8.2	5.4	5.2
110	10.0	5.6	6.3
125	11.4	7.4	7.1
140	12.7	8.3	8.0
160	14.6	9.5	9.1
180	16.4	10.7	10.3
200	18.2	11.9	11.4
225	20.5	13.4	12.8
250	22.7	14.8	14.2
280	25.4	16.6	15.9
315	28.6	18.7	17.9
355	32.2	21.1	20.2
400	36.3	23.7	22.8
450	40.9	26.7	25.6
500	45.4	29.7	28.4
560	50.8	33.2	31.9
630	57.2	37.4	35.8

● PE PIPE FOR WATER SUPPLY

Nominal OD (mm)	Minimum wall thickness (mm)				
	SDR9	SDR11	SDR13.6	SDR17	SDR21
20	2.3	2.0	/	/	/
25	3.0	2.3	2.0	/	/
32	3.6	3.0	2.4	2.0	/
40	4.5	3.7	3.0	2.4	2.0
50	5.6	4.6	3.7	3.0	2.4
63	7.1	5.8	4.7	3.8	3.0
75	8.4	6.8	5.6	4.5	3.6
90	10.1	8.2	6.7	5.4	4.3
110	12.3	10.0	8.1	6.6	5.3
125	14.0	11.4	9.2	7.4	6.0
140	15.7	12.7	10.3	8.3	6.7
160	17.9	14.6	11.8	9.5	7.7
180	20.1	16.4	13.3	10.7	8.6
200	22.4	18.2	14.7	11.9	9.6
225	25.2	20.5	16.6	13.4	10.8
250	27.9	22.7	18.4	14.8	11.9
280	31.3	25.4	20.6	16.6	13.4
315	35.2	28.6	23.2	18.7	15.0
355	39.7	32.2	26.4	21.1	16.9
400	44.7	36.3	29.4	23.7	19.1
450	50.3	40.9	33.1	26.7	21.5
500	55.8	45.4	36.8	29.7	23.9
560	62.5	50.8	41.2	33.2	26.7
630	70.3	57.2	46.3	37.4	30.0
710	79.3	64.5	52.2	42.1	33.9
800	89.3	72.6	58.8	47.4	38.1
900	/	81.7	66.1	53.3	42.9
1000	/	90.8	73.5	59.3	47.7
1200	/	/	88.2	71.1	57.2

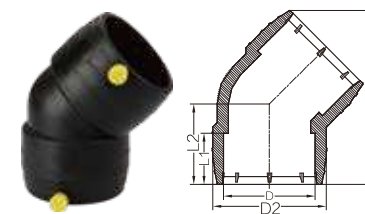
ELECTROFUSION FITTING SERIES



ITEM NO:PEEF001

COUPLER

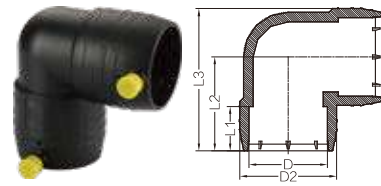
Size	D2	L1	L2
20	31	80	39.5
25	36	81	40
32	43	87	43
40	52	87	43
50	63	87	43
63	79	114	56
75	96	126	62
90	113	135	66.5
110	138	151	74.5
125	157	172	85
160	200	184	91
180	225	191	94.5
200	250	223	110.5
225	278	235	116.5
250	312	248	123
280	348	262	130
315	392	285	141.5
400	499	328	163
500	617	364	181



ITEM NO:PEEF003

45° ELBOW

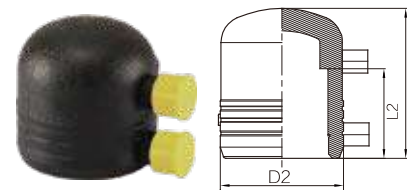
Size	D2	L1	L2	L3
20	31	39.5	50	94.3
25	36	40	51	88
32	43	43	55	107
40	52	43	57	114.5
50	63	43	59	121.6
63	79	56	81	164
75	96	62	88	181
90	113	66.5	96	199
110	138	74.5	109	230
125	157	85	128	268.5
160	200	91	142.5	307.5
180	225	94.5	155	336.3
200	250	110.5	177	382.7



ITEM NO:PEEF002

90° ELBOW

Size	D2	L1	L2	L3
20	31	39.5	56	70.8
25	36	40	58	75.8
32	43	43	65	76.4
40	52	43	70	96
50	63	43	75	106.5
63	79	56	97	136.5
75	96	62	112	160
90	113	66.5	124	180.3
110	138	74.5	145	214
125	157	85	165	243.2
160	200	91	194	294
180	225	94.5	210	322.6
200	250	110.5	240	365.6



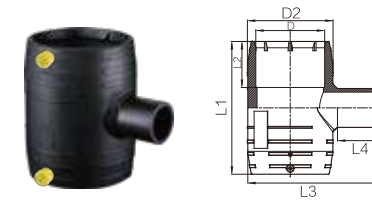
ITEM NO:PEEF012

END CAP

Size	D2	L1	L2
20	31	68	39.5
25	36	68	40
32	43	68	43
40	52	68	43
50	63	76	43
63	79	88	56
75	96	105.6	62
90	113	111	66.5
110	138	132	74.5
125	157	158.4	85
160	200	168	91
200	250	201.6	110.5



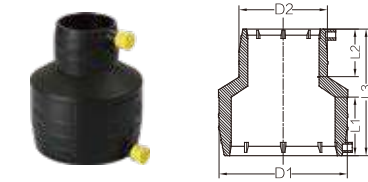
ELECTROFUSION FITTING SERIES



ITEM NO:PEEF005

REDUCING TEE


Size	D2	L1	L2	L3	L4
25X20	36	102	40	85.2	45
32X20	43	108	43	92.3	45
32X25	43	113	43	92.3	45
40X20	52	108	43	101.4	45
40X25	52	113	43	101.4	45
40X32	52	120	43	106.4	50
50X20	63	108	43	112.4	45
50X25	63	113	43	112.4	45
50X32	63	120	43	117.4	50
50X40	63	128	43	122.4	55
63X20	79	135	56	128.5	45
63X25	79	140	56	128.5	56
63X32	79	147	56	133.5	50
63X40	79	155	56	138.5	55
63X50	79	165	56	144.5	60
75X63	100.5	202	62	183.2	75
90X32	113	168	66.5	167	50
90X40	113	176	66.5	172	55
90X50	113	186	66.5	178	60
90X63	113	199	66.5	190.5	70
110X32	138	184	74.5	192.2	50
110X40	138	192	74.5	197.2	55
110X50	138	202	74.5	203	60
110X63	138	215	74.5	215.7	70
110X75	138	227	74.5	221	75
110X90	138	242	74.5	232	85
125X63	156	236	85	235	70
125X75	156	248	85	240	75
125X90	156	263	85	251	85
125X110	156	283	85	259	90
160X63	200	248	91	278	70
160X90	200	275	91	295	85
160X110	200	295	91	303	90
200X63	250	315	110.5	329	70
200X90	250	315	110.5	345	85
200X110	250	38.5	110.5	353	90
200X160	250	38.5	110.5	378	110



ITEM NO:PEEF006

REDUCER

Size	D1	D2	L1	L2	L3
25X20	36	31	40	39.5	85.5
32X25	43	36	43	40	90
32X20	43	31	43	39.5	90.5
40X32	52	43	43	43	94
40X25	52	36	43	40	95
40X20	52	31	43	39.5	98.5
50X40	63	52	43	43	95.5
50X32	63	43	43	43	101
63X50	79	63	56	43	111.5
63X40	79	52	56	43	112.5
63X32	79	43	56	43	115.5
75X63	96	79	62	56	135
75X50	96	63	62	43	126.5
90X63	113	79	66.5	56	144.5
90X50	113	63	66.5	43	131.5
90X40	113	52	66.5	43	133.5
110X90	138	113	74.5	66.5	162
110X63	138	79	74.5	56	153.5
110X50	138	63	75.5	43	143.5
125X110	157	138	85	74.5	180.5
160X110	200	138	91	74.5	197.5
160X90	200	113	91	66.5	191.5
160X63	200	79	91	56	190
200X160	250	200	110.5	91	236.5
200X110	250	138	110.5	74.5	225
200X90	250	113	110.5	66.5	224.3

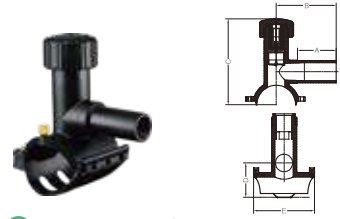


ITEM NO:PEEF004

EQUAL TEE

Size	D2	L1	L2	L3	L4
20	31	100	39.5	80.2	45
25	36	107	40	85.2	45
32	43	120	43	97.3	50
40	52	128	43	11.4	55
50	63	138	43	128.4	60
63	79	178	56	157	70
75	96	202	62	179.6	75
90	113	226	66.5	207	85
110	138	262	74.5	240	90
125	156	298	85	262	90
160	200	345	91	328	110
200	250	425	110.5	390	120

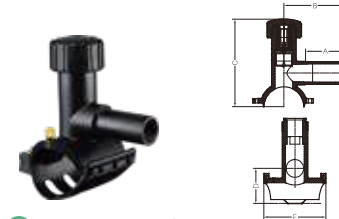
ELECTROFUSION FITTING SERIES



ITEM NO:PEEF008

TAPPING TEE

Size	A	B	C	D	E
40X20	62	110	120.2	52.2	88
40X25	65	110	120.2	52.2	88
40X32	68	110	120.2	52.2	88
63X20	62	128.2	183	64	136
63X25	65	128.2	183	64	136
63X32	68	128.2	183	64	136
63X40	71	121	183	64	136
63X50	100	143.5	203	74	136
63X63	93.5	143.5	203	74	136
75X20	62	128.2	193	70.9	165.6
75X25	65	128.2	193	70.9	165.6
75X32	68	128.2	193	70.9	165.6
75X40	71	212	193	70.9	165.6
90X20	62	128.2	196	77.3	165.4
90X25	65	128.2	196	77.3	165.4
90X32	68	128.2	196	77.3	165.4
90X40	71	121	196	77.3	165.4
90X50	100	160	238.3	88.5	165.4
90X63	93.5	160	238.3	88.5	165.4
110X20	62	128.2	206	87	165.2
110X25	65	128.2	206	87	165.2
110X32	68	128.2	206	87	165.2
110X40	71	121	206	87	165.2
110X50	100	160	243.3	93.5	165.2
110X63	93.5	160	243.3	93.5	165.2
110X90	85	160	251.5	112.2	195.2
125X20	62	138.2	213.7	94.7	167
125X25	65	138.2	213.7	94.7	167
125X32	68	138.2	213.7	94.7	167
125X40	71	131	213.7	94.7	167
125X50	100	160	251	101.2	167
125X63	93.5	160	251	101.2	167
160X20	62	138.2	231.3	112.3	170.1
160X25	65	138.2	231.3	112.3	170.1
160X32	68	138.2	231.3	112.3	170.1
160X40	71	131	231.3	112.3	170.1
160X50	100	160	268.5	118.8	170.1
160X63	93.5	160	268.5	118.8	170.1
160X90	85	160	276.8	137.3	260.2
160X110	90	180	302.7	150.8	260.2
180X20	62	138.2	241.4	122.3	170.4
180X25	65	138.2	241.4	122.3	170.4
180X32	68	138.2	241.4	122.3	170.4
180X40	71	131	241.4	122.3	170.4



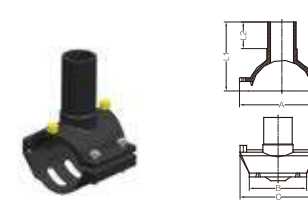
ITEM NO:PEEF008

TAPPING TEE

Size	A	B	C	D	E
180X50	100	170	251	128.8	170
180X63	93.5	170	251	128.8	170
200X20	62	138.2	257.4	138.3	170.8
200X25	65	138.2	257.4	138.3	170.8
200X32	68	138.2	257.4	138.3	170.8
200X40	71	131	257.4	138.3	170.8
200X50	100	170	289.6	139.8	170.8
200X63	93.5	170	289.6	139.8	170.8
200X90	85	160	297.8	158.3	260.4
200X110	90	180	332.7	171.8	260.4
225X20	62	138.2	270.6	151.5	170.9
225X25	65	138.2	270.6	151.5	170.9
225X32	68	138.2	270.6	151.5	170.9
225X40	71	131	270.6	151.5	170.9
225X50	100	170	307.8	158	170.9
225X63	93.5	170	307.8	158	170.9
225X90	85	160	309	171.9	260.8
225X110	90	180	337.3	185.4	260.8
250X20	62	176.4	323.3	176.5	263.9
250X25	65	178.6	323.3	176.5	263.9
250X32	68	179.2	323.3	176.5	263.9
250X40	71	175.3	323.3	176.5	263.9
250X50	100	170	323.3	176.5	263.9
250X63	93.5	170	323.3	176.5	263.9
250X90	85	160	324.6	187.4	264.9
250X110	90	180	350.3	198.4	264.9
280X20	62	176.4	338.3	191.5	264.2
280X25	65	178.6	338.3	191.5	264.2
280X32	68	179.2	338.3	191.5	264.2
280X40	71	175.3	338.3	191.5	264.2
280X50	100	170	338.3	191.5	264.2
280X63	93.5	170	338.3	191.5	264.2
280X90	85	160	342	202.5	264.6
280X110	90	180	363.4	213.5	264.6
315X20	62	176.4	355.8	209	265.6
315X25	65	178.6	355.8	209	265.6
315X32	68	179.2	355.8	209	265.6
315X40	71	175.3	355.8	209	265.6
315X50	100	170	355.8	209	265.6
315X63	93.5	170	355.8	209	265.6
315X90	85	160	359	219.5	265.2
315X110	90	180	382.4	230.5	265.2
315X160	110	225	429	248	338



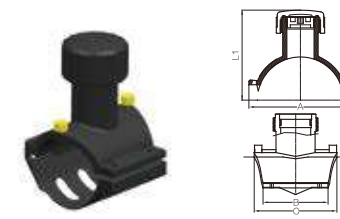
ELECTROFUSION FITTING SERIES



ITEM NO:PEEF009

BRANCH SADDLE

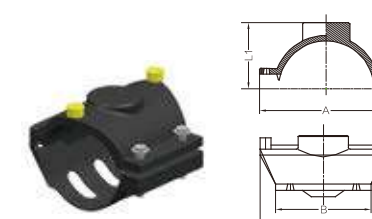
Size	L1	L2	A	B	C
63X32	183	50	136	128	100
63X40	183	55	136	128	100
63X63	203	70	136	128	100
90X32	196	50	165.4	158.1	121.9
90X50	238.3	60	165.4	158.1	121.9
90X63	238.3	70	165.4	158.1	121.9
110X32	206	50	165.2	169.3	120
110X63	243.3	70	165.2	172.3	120
110X90	251.5	85	195.2	173.3	120
125X32	213.7	50	167	188.3	120
125X50	251	60	167	188.3	120
125X63	251	70	167	188.3	120
160X63	268.5	70	170.1	223.3	120
160X90	276.8	85	260.2	250.3	210
160X110	302.7	90	260.2	250.3	210
200X63	289.6	70	170.8	265.3	120
200X90	297.8	85	260.4	286.3	200
250X63	323.3	70	263.9	332.3	200
250X90	324.6	85	264.9	332.3	200



ITEM NO:PEEF010

STOPPER SADDLE

Size	L1	A	B	C
90X20	155	158.1	131.2	165.3
110X20	165	168.3	128.7	165.3
110X63	243.3	165.2	170.3	120
160X90	276.8	260.2	250.3	210
200X90	297.8	260.4	286.3	200
200X110	332.7	260.4	286.3	200
200X160	332.7	260.4	286.3	200
225X90	309	260.8	307.3	200
225X110	337.3	260.8	307.3	200
225X160	337.3	260.8	307.3	200
250X90	324.6	264.9	332.3	200
250X110	350.3	264.9	332.3	200
250X160	350.3	264.9	332.3	200
315X90	359	265.2	378.3	200
315X110	382.4	265.2	378.3	200
315X160	429	338	376	280



ITEM NO:PEEF011

REPAIR SADDLE

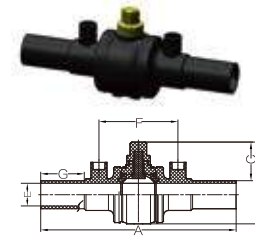
Size	L1	A	B	C
40	40	68	73	88
50	50	85	75	88
63	60	128	100	136
90	65	158.1	121.9	77.3
110	80	165.2	170.3	120
125	90	188.3	120	167
160	95	260.2	250.3	210
200	110	260.4	286.3	200
225	120	260.8	307.3	200
250	130	264.9	332.3	200
315	150	265.2	378.3	200

PE BALL VALVES

WATER&GAS



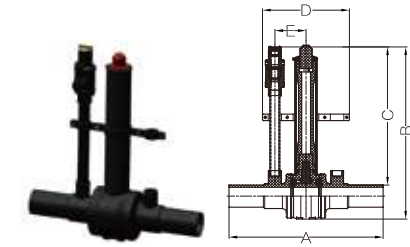
BALL VALVE SERIES



ITEM NO:PEBV01

STANDARD BALL VALVE

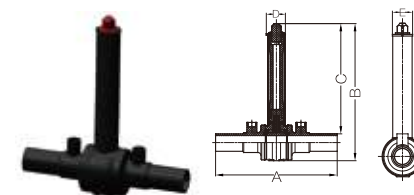
Size	A	B	C	E	F	G
63	656	241.9	138.9	50.7	311.4	130
90	729.2	279.8	142.8	72.6	311.4	160
110	770	321.3	151.6	89.2	311.4	171.5
125	770	321.3	144.3	100.9	311.4	178.5
160	812	426.8	180	129.2	405	160
180	812	426.8	170	147.2	405	160
200	920.4	577.9	277.4	161.6	514.4	154
225	934.4	577.9	246.9	181.8	514.4	161
250	910.4	627.9	277.4	202.1	514.4	161
280	910.4	627.9	262.4	226.5	514.4	151
315	948.4	703.3	285.4	254.8	514.4	163.5
355	983.4	748.9	285.4	287	514.4	188
400	1065	750.9	262.9	323.4	514.4	222.5



ITEM NO:PEBV03

VALVE WITH SINGLE PURGE

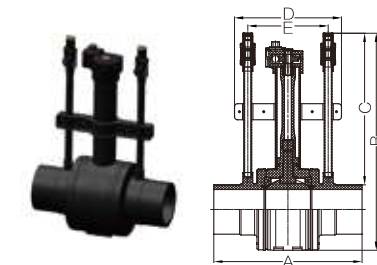
Size	A	B	C	D	E
63	656	779.7	680.7	434.4	155.7
90	729.2	825	688.6	434.4	155.7
110	770	887	697.4	434.4	155.7
125	770	972.6	725.9	434.4	155.7
160	812	972.6	715.9	528	202.5
180	812	1207	906.5	528	202.5
200	920.4	1207	894	684.4	257.2
225	934.4	1207	906.5	684.4	257.2
250	910.4	1257	906.5	684.4	257.2
280	910.4	1257	891.5	684.4	257.2
315	948.4	1332.4	914.5	684.4	257.2
355	983.4	1378	914.5	684.4	257.2
400	1065	1380	892	684.4	257.2



ITEM NO:PEBV02

VALVE WITH EXTENDED STERN

Size	A	B	C	D	E
63	656	779.7	680.7	121	114
90	729.2	825	688.6	121	114
110	770	887	697.4	121	114
125	770	972.6	725.9	121	114
160	812	972.6	715.9	121	114
180	812	1207	906.5	121	114
200	920.4	1207	894	238	280
225	934.4	1207	906.5	238	280
250	910.4	1257	906.5	238	280
280	910.4	1257	891.5	238	280
315	948.4	1332.4	914.5	238	280
355	983.4	1378	914.5	238	280
400	1065	1380	892	238	280



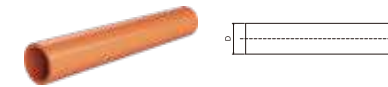
ITEM NO:PEBV04

VALVE WITH DOUBLE PURGE

Size	A	B	C	D	E
63	656	779.7	680.7	434.4	311.4
90	729.2	825	688.6	434.4	311.4
110	770	887	697.4	434.4	311.4
125	770	972.6	725.9	434.4	311.4
160	812	972.6	715.9	528	405
180	812	1207	906.5	528	405
200	920.4	1207	894	684.4	514.4
225	934.4	1207	906.5	684.4	514.4
250	910.4	1257	906.5	684.4	514.4
280	910.4	1257	891.5	684.4	514.4
315	948.4	1332.4	914.5	684.4	514.4
355	983.4	1378	914.5	684.4	514.4
400	1065	1380	892	684.4	514.4



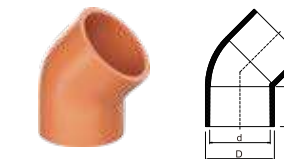
CPVC PIPES PROTECTION PIPES & FITTINGS



ITEM NO: CFPF01

● PRESSURE PIPES


Nom Size	Outer Dia	Wall Thickness
1/2"	21.34	1.57
3/4"	26.67	1.98
1"	33.4	2.46
1-1/4"	42.16	3.12
1-1/2"	48.26	3.58
2"	60.33	4.47
2-1/2"	73.03	5.41
3"	88.9	6.58
4"	114.3	8.46
6"	168.3	10.97



ITEM NO: CPF001

● 45° ELBOW

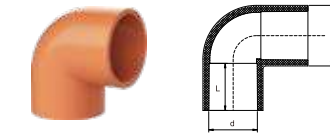
Nom Size	D	d	L
1/2"	29.3	21.34	22.7
3/4"	35.1	26.67	25.9
1"	43.1	33.4	29.1
1-1/4"	52.4	42.16	32.3
1-1/2"	59	48.26	35.4
2"	72.5	60.33	38.6
2-1/2"	87.8	73.03	45
3"	104.9	88.9	48.1
4"	132.4	114.3	57.6
6"	191.2	168.3	76.7
8"	247.2	219.8	102.6
10"	305.9	273.8	128
12"	361.5	324.6	153.5



ITEM NO: CPF003

● COUPLING

Nom Size	D	d	H	L
1/2"	29.3	21.34	48.8	22.7
3/4"	35.1	26.67	55.2	26.0
1"	43.1	33.4	61.6	29.1
1-1/4"	52.4	42.16	67.4	32.3
1-1/2"	59	48.26	74.3	35.4
2"	72	60.33	80.1	38.6
2-1/2"	87.8	73.03	95.3	45
3"	104.9	88.9	101	48.1
4"	132.4	114.3	120.5	57.4
6"	191.2	168.3	160.3	76.7
8"	247.2	219.8	212.1	102.6
10"	305.9	273.8	262.9	128
12"	361.5	324.6	317	153.5



ITEM NO: CFPF002

● 90° ELBOW

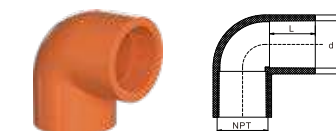
Nom Size	D	d	L
1/2"	29.8	21.34	22.7
3/4"	35.6	26.67	25.9
1"	43.1	33.4	29.1
1-1/4"	52.4	42.16	32.3
1-1/2"	59	48.26	35.4
2"	72	60.33	38.6
2-1/2"	87.8	73.03	45
3"	104.9	88.9	48.1
4"	132.4	114.3	56.6
6"	190.9	168.3	76.7
8"	247.2	219.8	102.6
10"	305.9	273.8	128
12"	361.5	324.6	153.5



ITEM NO: CPF004

● REDUCING COUPLING

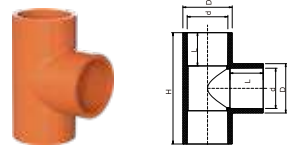
Nom Size	D	d1	d2	d3	H	L1	L2
3/4"X1/2"	35.1	26.67	29.3	21.34	57.5	25.9	22.7
1"X1/2"	43.4	33.4	29.8	21.34	63.1	29.1	22.7
1"X3/4"	43.1	33.4	35.5	26.67	65.4	29.1	25.9
1-1/4"X1/2"	52.4	42.16	29.3	21.34	66.4	32.3	22.7
1-1/4"X3/4"	52.4	42.16	35.1	26.67	67.6	32.3	25.9
1-1/4"X1"	52.4	42.16	43.4	33.4	72.2	33	28.2
1-1/2"X1/2"	59	48.26	29.3	21.34	70.5	35.4	22.7
1-1/2"X3/4"	59	48.26	35.5	26.67	73.7	35.4	25.9
1-1/2"X1"	59	48.26	43.5	33.4	76.9	35.4	28.8
2"X1/2"	59	48.26	52.4	42.16	80.1	35.4	32.3
2"X1/2"	72	60.33	29.3	21.34	79.7	38.6	22.7
2"X3/4"	72	60.33	35.1	26.67	81.4	38.6	25.9
2"X1"	72	60.33	43.1	33.4	84.6	38.6	29.1
2"X1-1/4"	72	60.33	52.4	42.16	87.8	38.6	32.3
2"X1-1/2"	72	60.33	59	48.26	90.9	38.6	35.4



ITEM NO: CFPF007

● FEMALE THREAD ELBOW

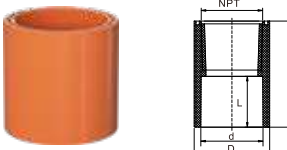
Nom Size	D	d	L	NPT
1/2"	32.5	21.34	22.7	1/2"
3/4"	38.1	26.67	25.9	3/4"
1"	46	33.4	29.1	1"
1-1/4"	55.9	42.16	32.3	1-1/4"
1-1/2"	63.5	48.26	35.4	1-1/2"
2"	76.2	60.33	38.6	2"



ITEM NO: CPF005

● STRAIGHT TEE

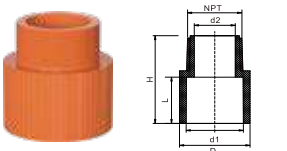
Nom Size	D	d	L	H
1/2"	29.3	21.34	22.4	70.8
3/4"	35.4	26.67	25.9	82.4
1"	43.1	33.4	29.1	97.6
1-1/4"	52.4	42.16	32.3	110.9
1-1/2"	59	48.26	35.4	122.7
2"	72	60.33	38.6	142.7
2-1/2"	87.8	73.03	45	168.2
3"	104.9	88.9	48.1	190.2
4"	132.4	114.3	57.6	235.6
6"	191.2	168.3	76.7	333.2
8"	247.2	219.8	102.6	445.2
10"	305.9	273.8	128	556
12"	361.5	324.6	153.5	663



ITEM NO: CPF006

● FEMALE ADAPTOR

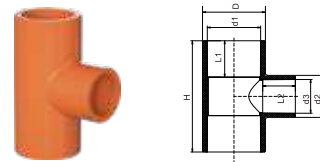
Nom Size	D	d	H	L	NPT
1/2"	32.5	21.34	45.7	22.7	1/2"
3/4"	38.1	26.67	54.8	25.9	3/4"
1"	46	33.4	58.7	29.1	1"
1-1/4"	55.9	42.16	64.3	32.3	1-1/4"
1-1/2"	63.5	48.26	70.9	35.4	1-1/2"
2"	76.2	60.33	74.6	38.6	2"
2-1/2"	87.8	73.03	92.3	45	2-1/2"
3"	104.9	88.9	97.9	48.1	3"
4"	132.4	114.3	109.9	57.6	4"
6"	191.2	168.3	135.6	76.7	6"



ITEM NO: CPF009

● MALE ADAPTOR

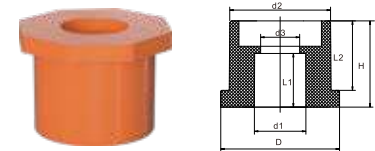
Nom Size	D	d1	d2	NPT	H	L
1/2"	30	21.34	9.4	1/2"	46.5	23.2
3/4"	35.8	26.67	14	3/4"	55.9	25.9
1"	44	33.4	18.8	1"	61	29.1
1-1/4"	53	42.16	26.8	1-1/4"	65.5	32.5
1-1/2"	60	48.26	32.4	1-1/2"	70.9	35.4
2"	73	60.33	43.3	2"	76.7	38.6
2-1/2"	88.2	73.03	51.0	2-1/2"	93.2	44.8
3"	104.9	88.9	66.0	3"	99.0	48.1
4"	132	114.3	89.9	4"	112	57.0
6"	191.2	168.3	138.3	6"	138.5	76.7



ITEM NO: CPF008

● REDUCING TEE

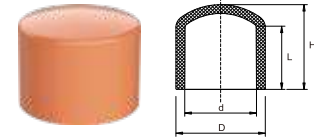
Nom Size	D	d1	d2	d3	L1	L2	H
3/4"X1/2"	35.5	26.67	30	21.34	25.9	22.7	79.1
1"X1/2"	43.1	33.4	29.3	21.34	29.1	22.7	80.5
1"X3/4"	43.1	33.4	35.1	26.67	29.1	25.9	91
1-1/4"X1/2"	52.4	42.16	29.3	21.34	32.3	22.7	92.2
1-1/4"X3/4"	52.4	42.16	35.1	26.67	32.3	25.9	97.3
1-1/4"X1"	52.4	42.16	43.1	33.4	32.3	29.1	105.8
1-1/2"X1/2"	59	48.26	29.3	21.34	35.4	22.7	97.6
1-1/2"X3/4"	59	48.26	35.1	26.67	35.4	25.9	103.7
1-1/2"X1"	59	48.26	43.1	33.4	35.4	29.1	110.5
1-1/2"X1-1/4"	59	48.26	52.4	42.16	35.4	32.3	118.9
2"X1/2"	72	60.33	29.3	21.34	38.6	22.7	104.7
2"X3/4"	72	60.33	35.1	26.67	38.6	25.9	109.7
2"X1"	72	60.33	43.1	33.4	38.6	29.1	115.9
2"X1-1/4"	72	60.33	52.4	42.16	38.6	32.3	124.6
2"X1-1/2"	72	60.3	59	48.26	38.6	35.4	131.6



ITEM NO: CPF010

● REDUCING RING

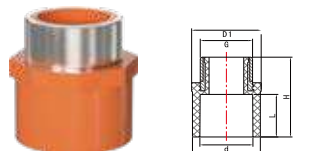
Nom Size	D	d1	d2	d3	L1	L2	H
3/4"X1/2"	35	21.54	26.57	14	22.22	26.9	33.4
1"X1/2"	43	21.54	33.27	14	22.22	29.08	35.6
1"X3/4"	43	26.87	33.27	18	25.9	29.08	35.6
1-1/4"X1/2"	52.4	21.34	42.16	13.5	22.7	31.5	40
1-1/4"X3/4"	52.4	26.64	42.16	17.8	25.9	31.5	40
1-1/4"X1"	52.4	33.4	42.16	24	29.1	31.5	40
1-1/2"X1/2"	59	21.34	48.26	13	22.7	35	43
1-1/2"X3/4"	58.5	26.67	48.26	17.3	25.9	35	43
1-1/2"X1"	59	33.4	48.26	24.3	29.1	35	43
1-1/2"X1-1/4"	59	42.16	48.26	31.2	32.3	35	43
2"X1/2"	72	21.34	60.33	13	22.7	39	49
2"X3/4"	72	33.4	60.33	23.5	29.1	39	49
2"X1"	72	26.67	60.33	18	29.1	38.3	48.6
2"X1-1/4"	72	42.16	60.33	32	32.3	39	49
2"X1-1/2"	72	48.26	60.33	36.2	35.4	38.6	48.6
3"X1-1/2"	104.9	48.26	88.9	42	35.5	47.1	55.1
3"X2"	104.9	60.33	88.9	53.8	38.6	47.1	55.1
4"X1-1/2"	132.4	48.26	114.3	42	35.5	56.6	65.1
4"X2"	132.4	60.33	114.3	53.8	38.6	56.6	65.1
4"X3"	132.4	88.9	114.3	82	48.1	56.6	65.1
6"X4"	191.2	114.3	168.3	106.1	57.6	76.7	86.7



ITEM NO: CPF011

● END PLUG

Nom Size	D	d	L	H
1/2"	29.3	21.34	22.7	39.7
3/4"	35.1	26.67	25.9	33.7
1"	43.1	33.4	29.1	33.8
1-1/4"	52.4	42.16	32.3	43
1-1/2"	59	48.26	35.4	45.8
2"	72	60.33	38.6	51.8
3"	33.3	25	19.5	25
4"	41	32	22.5	30
6"	33.3	25	19.5	25



ITEM NO: CPF014

● MALE ADAPTOR WITH BRASS

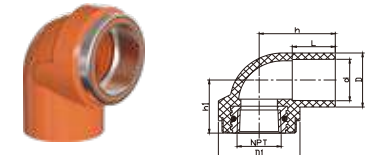
Nom Size	D1	D	d	H	L	G
1/2"	30.4	29.4	21.34	44.2	22.7	1/2"
3/4"	36.1	35.1	26.67	48.9	25.9	3/4"
1"	44.1	43.1	33.4	54.5	29.1	1"
1-1/4"	53.4	52.4	42.16	63.1	32.3	1-1/4"
1-1/2"	60	59	48.26	69.7	35.4	1-1/2"
2"	73	72	60.33	76.1	38.6	2"



ITEM NO: CPF015

● FEMALE ADAPTOR WITH BRASS

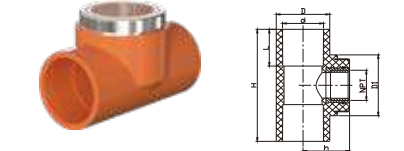
Nom Size	D1	D	d	L	NPT	H
1/2"	45.3	29.4	21.34	23	1/2"	40.5
1/2"X3/4"	51.6	29.4	21.34	23	3/4"	43.5
3/4"	51.6	35	26.67	26	3/4"	46.5
3/4"X1/2"	45.3	35	26.67	26	1/2"	44.5
1"	59	43	33.4	29	1"	53.5
1"X3/4"	51.6	43	33.4	29	3/4"	50



ITEM NO: CPF016

● FEMALE ELBOW WITH BRASS

Nom Size	D1	D	d	L	NPT	h	h1
1/2"	42.9	29.4	21.34	23	1/2"	39.4	28
1/2"X3/4"	49.2	29.4	21.34	23	3/4"	38.5	31.5
3/4"	49.2	35	26.67	26	3/4"	45.9	34.5
3/4"X1/2"	42.9	35	26.67	26	1/2"	39.5	30.5
1"	56.7	43.54	33.66	29.08	1"	50	41
1-1/4"	67	52	42.16	32	1-1/4"	60	46.5
1-1/2"	73	59	48.26	35	1-1/2"	66	51
2"	87.6	72	60.33	39	2"	75	61



ITEM NO: CPF017

● FEMALE TEE WITH BRASS

Nom Size	D1	D	d	L	NPT	h	h1
1/2"	42.9	29.4	21.34	23	1/2"	28	77
1/2"X3/4"	49.2	29.4	21.34	23	3/4"	31.5	77
3/4"	49.2	35	26.67	26	3/4"	34.5	92
3/4"X1/2"	42.9	35	26.67	26	1/2"	30.5	79
1"	56.7	43.54	33.66	29.08	1"	41	100
1-1/4"	67	52	42.16	32	1-1/4"	46.5	120
1-1/2"	73	59	48.26	35	1-1/2"	51	132
2"	87.6	72	60.33	39	2"	61	150



CPVC PRESSURE PIPES & FITTINGS

PRESSURE FOR HOT AND COLD



ASTM F439

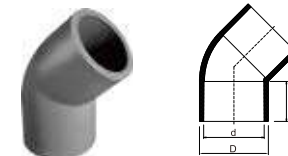
CPVC SCH80 PIPES & FITTINGS



ITEM NO: CPSP01

● PRESSURE PIPES

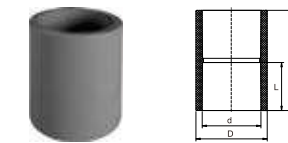
Nom Size	Outer Dia	Wall Thickness
1/2"	21.34	3.73
3/4"	26.67	3.91
1"	33.4	4.55
1-1/4"	42.16	4.85
1-1/2"	48.26	5.08
2"	60.33	5.54
2-1/2"	73.03	7.01
3"	88.9	7.62
4"	114.3	8.56
6"	168.3	10.97



ITEM NO: CPS001

● 45° ELBOW

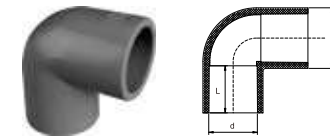
Nom Size	D	d	L
1/2"	29.3	21.34	22.7
3/4"	35.1	26.67	25.9
1"	43.1	33.4	29.1
1-1/4"	52.4	42.16	32.3
1-1/2"	59	48.26	35.4
2"	72.5	60.33	38.6
2-1/2"	87.8	73.03	45
3"	104.9	88.9	48.1
4"	132.4	114.3	57.6
6"	191.2	168.3	76.7
8"	247.2	219.8	102.6
10"	305.9	273.8	128
12"	361.5	324.6	153.5



ITEM NO: CPS003

● COUPLING

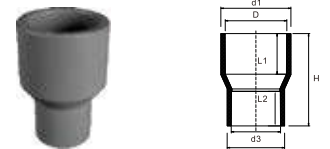
Nom Size	D	d	H	L
1/2"	29.3	21.34	48.8	22.7
3/4"	35.1	26.67	55.2	26.0
1"	43.1	33.4	61.6	29.1
1-1/4"	52.4	42.16	67.4	32.3
1-1/2"	59	48.26	74.3	35.4
2"	72	60.33	80.1	38.6
2-1/2"	87.8	73.03	95.3	45
3"	104.9	88.9	101	48.1
4"	132.4	114.3	120.5	57.4
6"	191.2	168.3	160.3	76.7
8"	247.2	219.8	212.1	102.6
10"	305.9	273.8	262.9	128
12"	361.5	324.6	317	153.5



ITEM NO: CPS002

● 90° ELBOW


Nom Size	D	d	L
1/2"	29.8	21.34	22.7
3/4"	35.6	26.67	25.9
1"	43.1	33.4	29.1
1-1/4"	52.4	42.16	32.3
1-1/2"	59	48.26	35.4
2"	72	60.33	38.6
2-1/2"	87.8	73.03	45
3"	104.9	88.9	48.1
4"	132.4	114.3	56.6
6"	190.9	168.3	76.7
8"	247.2	219.8	102.6
10"	305.9	273.8	128
12"	361.5	324.6	153.5



ITEM NO: CPS004

● REDUCING COUPLING

Nom Size	D	d1	d2	d3	H	L1	L2
3/4"X1/2"	35.1	26.67	29.3	21.34	57.5	25.9	22.7
1"X1/2"	43.4	33.4	29.8	21.34	63.1	29.1	22.7
1"X3/4"	43.1	33.4	35.5	26.67	65.4	29.1	25.9
1-1/4"X1/2"	52.4	42.16	29.3	21.34	66.4	32.3	22.7
1-1/4"X3/4"	52.4	42.16	35.1	26.67	67.6	32.3	25.9
1-1/4"X1"	52.4	42.16	43.4	33.4	72.2	33	28.2
1-1/2"X1/2"	59	48.26	29.3	21.34	70.5	35.4	22.7
1-1/2"X3/4"	59	48.26	35.5	26.67	73.7	35.4	25.9
1-1/2"X1"	59	48.26	43.5	33.4	76.9	35.4	28.8
2"X1/2"	59	48.26	52.4	42.16	80.1	35.4	32.3
2"X1"	72	60.33	29.3	21.34	79.7	38.6	22.7
2"X3/4"	72	60.33	35.1	26.67	81.4	38.6	25.9
2"X1"	72	60.33	43.1	33.4	84.6	38.6	29.1
2"X1-1/4"	72	60.33	52.4	42.16	87.8	38.6	32.3
2"X1-1/2"	72	60.33	59	48.26	90.9	38.6	35.4



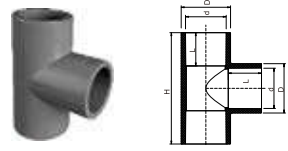
ITEM NO: CPS007

● FEMALE THREAD ELBOW

Nom Size	D	d	L	NPT
1/2"	32.5	21.34	22.7	1/2"
3/4"	38.1	26.67	25.9	3/4"
1"	46	33.4	29.1	1"
1-1/4"	55.9	42.16	32.3	1-1/4"
1-1/2"	63.5	48.26	35.4	1-1/2"
2"	76.2	60.33	38.6	2"

CPVC SCH80 PIPES & FITTINGS

ASTM F439

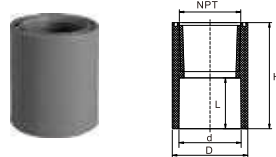


NSF

ITEM NO: CPS005

STRAIGHT TEE

Nom Size	D	d	L	H
1/2"	29.3	21.34	22.4	70.8
3/4"	35.4	26.67	25.9	82.4
1"	43.1	33.4	29.1	97.6
1-1/4"	52.4	42.16	32.3	110.9
1-1/2"	59	48.26	35.4	122.7
2"	72	60.33	38.6	142.7
2-1/2"	87.8	73.03	45	168.2
3"	104.9	88.9	48.1	190.2
4"	132.4	114.3	57.6	235.6
6"	191.2	168.3	76.7	333.2
8"	247.2	219.8	102.6	445.2
10"	305.9	273.8	128	556
12"	361.5	324.6	153.5	663

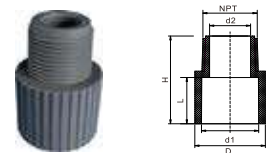


NSF

ITEM NO: CPS006

FEMALE ADAPTOR

Nom Size	D	d	H	L	NPT
1/2"	32.5	21.34	45.7	22.7	1/2"
3/4"	38.1	26.67	54.8	25.9	3/4"
1"	46	33.4	58.7	29.1	1"
1-1/4"	55.9	42.16	64.3	32.3	1-1/4"
1-1/2"	63.5	48.26	70.9	35.4	1-1/2"
2"	76.2	60.33	74.6	38.6	2"
2-1/2"	87.8	73.03	92.3	45	2-1/2"
3"	104.9	88.9	97.9	48.1	3"
4"	132.4	114.3	109.9	57.6	4"
6"	191.2	168.3	135.6	76.7	6"

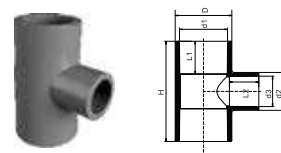


NSF

ITEM NO: CPS009

MALE ADAPTOR

Nom Size	D	d1	d2	NPT	H	L
1/2"	30	21.34	9.4	1/2"	46.5	23.2
3/4"	35.8	26.67	14	3/4"	55.9	25.9
1"	44	33.4	18.8	1"	61	29.1
1-1/4"	53	42.16	26.8	1-1/4"	65.5	32.5
1-1/2"	60	48.26	32.4	1-1/2"	70.9	35.4
2"	73	60.33	43.3	2"	76.7	38.6
2-1/2"	88.2	73.03	51.0	2-1/2"	93.2	44.8
3"	104.9	88.9	66.0	3"	99.0	48.1
4"	132	114.3	89.9	4"	112	57.0
6"	191.2	168.3	138.3	6"	138.5	76.7

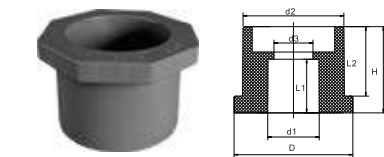


NSF

ITEM NO: CPS008

REDUCING TEE

Nom Size	D	d1	d2	d3	L1	L2	H
3/4"X1/2"	35.5	26.67	30	21.34	25.9	22.7	79.1
1"X1/2"	43.1	33.4	29.3	21.34	29.1	22.7	80.5
1"X3/4"	43.1	33.4	35.1	26.67	29.1	25.9	91
1-1/4"X1/2"	52.4	42.16	29.3	21.34	32.3	22.7	92.2
1-1/4"X3/4"	52.4	42.16	35.1	26.67	32.3	25.9	97.3
1-1/4"X1"	52.4	42.16	43.1	33.4	32.3	29.1	105.8
1-1/2"X1/2"	59	48.26	29.3	21.34	35.4	22.7	97.6
1-1/2"X3/4"	59	48.26	35.1	26.67	35.4	25.9	103.7
1-1/2"X1"	59	48.26	43.1	33.4	35.4	29.1	110.5
1-1/2"X1-1/4"	59	48.26	52.4	42.16	35.4	32.3	118.9
2"X1/2"	72	60.33	29.3	21.34	38.6	22.7	104.7
2"X3/4"	72	60.33	35.1	26.67	38.6	25.9	109.7
2"X1"	72	60.33	43.1	33.4	38.6	29.1	115.9
2"X1-1/4"	72	60.33	52.4	42.16	38.6	32.3	124.6
2"X1-1/2"	72	60.3	59	48.26	38.6	35.4	131.6



NSF

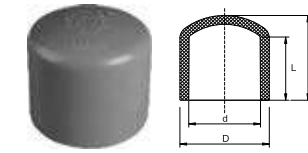
ITEM NO: CPS010

REDUCING RING

Nom Size	D	d1	d2	d3	L1	L2	H
3/4"X1/2"	35	21.54	26.57	14	22.22	26.9	33.4
1"X1/2"	43	21.54	33.27	14	22.22	29.08	35.6
1"X3/4"	43	26.87	33.27	18	25.9	29.08	35.6
1-1/4"X1/2"	52.4	21.34	42.16	13.5	22.7	31.5	40
1-1/4"X3/4"	52.4	26.64	42.16	17.8	25.9	31.5	40
1-1/4"X1"	52.4	33.4	42.16	24	29.1	31.5	40
1-1/2"X1/2"	59	21.34	48.26	13	22.7	35	43
1-1/2"X3/4"	58.5	26.67	48.26	17.3	25.9	35	43
1-1/2"X1"	59	33.4	48.26	24.3	29.1	35	43
1-1/2"X1-1/4"	59	42.16	48.26	31.2	32.3	35	43
2"X1/2"	72	21.34	60.33	13	22.7	39	49
2"X3/4"	72	33.4	60.33	23.5	29.1	39	49
2"X1"	72	26.67	60.33	18	29.1	38.3	48.6
2"X1-1/4"	72	42.16	60.33	32	32.3	39	49
2"X1-1/2"	72	48.26	60.33	36.2	35.4	38.6	48.6
3"X1-1/2"	104.9	48.26	88.9	42	35.5	47.1	55.1
3"X2"	104.9	60.33	88.9	53.8	38.6	47.1	55.1
4"X1-1/2"	132.4	48.26	114.3	42	35.5	56.6	65.1
4"X2"	132.4	60.33	114.3	53.8	38.6	56.6	65.1
4"X3"	132.4	88.9	114.3	82	48.1	56.6	65.1
6"X4"	191.2	114.3	168.3	106.1	57.6	76.7	86.7

ASTM F439

CPVC SCH80 PIPES & FITTINGS

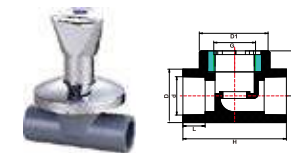


NSF

ITEM NO: CPS011

END PLUG

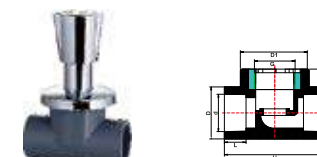
Nom Size	D	d	L	H
1/2"	29.3	21.34	22.7	39.7
3/4"	35.1	26.67	25.9	33.7
1"	43.1	33.4	29.1	33.8
1-1/4"	52.4	42.16	32.3	43
1-1/2"	59	48.26	35.4	45.8
2"	72	60.33	38.6	51.8
3"	33.3	25	19.5	25
4"	41	32	22.5	30
6"	33.3	25	19.5	25



ITEM NO: CPS012

CPVC STOP VALVE TYPE I

Nom Size	D	d	D1	G	L	H
20X1/2"	29.6	21.6	34.8	1/2"	23.5	80
25X1/2"	36	26.99	42	3/4"	24	82
32X3/4"	43.7	33.7	51.7	1"	25	93



ITEM NO: CPS013

CPVC STOP VALVE TYPE II

Nom Size	D	d	D1	G	L	H
20X1/2"	29.6	21.6	34.8	1/2"	23.5	80
25X1/2"	36	26.99	42	3/4"	24	82
32X3/4"	43.7	33.7	51.7	1"	25	93



ITEM NO: CPS014

MALE ADAPTOR WITH BRASS

Nom Size	D1	D	d	H	L	G
1/2"	30.4	29.4	21.34	44.2	22.7	1/2"
3/4"	36.1	35.1	26.67	48.9	25.9	3/4"
1"	44.1	43.1	33.4	54.5	29.1	1"
1-1/4"	53.4	52.4	42.16	63.1	32.3	1-1/4"
1-1/2"	60	59	48.26	69.7	35.4	1-1/2"
2"	73	72	60.33	76.1	38.6	2"



ITEM NO: CPS015

FEMALE ADAPTOR WITH BRASS

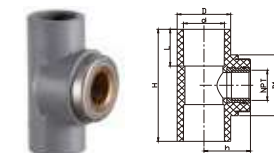
Nom Size	D1	D	d	L	NPT	H
1/2"	45.3	29.4	21.34	23	1/2"	40.5
1/2"X3/4"	51.6	29.4	21.34	23	3/4"	43.5
3/4"	51.6	35	26.67	26	3/4"	46.5
3/4"X1/2"	45.3	35	26.67	26	1/2"	44.5
1"	59	43	33.4	29	1"	53.5
1"X3/4"	51.6	43	33.4	29	3/4"	50



ITEM NO: CPS016

FEMALE ELBOW WITH BRASS

Nom Size	D1	D	d	L	NPT	h	h1
1/2"	42.9	29.4	21.34	23	1/2"	39.4	28
1/2"X3/4"	49.2	29.4	21.34	23	3/4"	38.5	31.5
3/4"	49.2	35	26.67	26	3/4"	45.9	34.5
3/4"X1/2"	42.9	35	26.67	26	1/2"	39.5	30.5
1"	56.7	43.54	33.66	29.08	1"	50	41
1-1/4"	67	52	42.16	32	1-1/4"	60	46.5
1-1/2"	73	59	48.26	35	1-1/2"	66	51
2"	87.6	72	60.33	39	2"	75	61



ITEM NO: CPS017


FEMALE TEE WITH BRASS

Nom Size	D1	D	d	L	NPT	h	h1
1/2"	42.9	29.4	21.34	23	1/2"	28	77
1/2"X3/4"	49.2	29.4	21.34	23	3/4"	31.5	77
3/4"	49.2	35	26.67	26	3/4"	34.5	92
3/4"X1/2"	42.9	35	26.67	26	1/2"	30.5	79
1"	56.7	43.54	33.66	29.08	1"	41	100
1-1/4"	67	52	42.16	32	1-1/4"	46.5	120
1-1/2"	73	59	48.26	35	1-1/2"	51	132
2"	87.6	72	60.33	39	2"	61	150

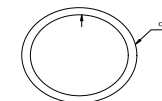
CPVC PRESSURE PIPES & FITTINGS

DIN STANDARD

PRESSURE FOR HOT AND COLD



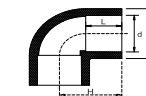
(DIN STANDARD) CPVC PRESSURE PIPES & FITTINGS



ITEM NO: CP001

CPVC PRESSURE PIPES(DIN8079)

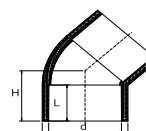
Series	7		
Pressure rating	PN25 BAR		
Size	d(mm)	s(mm)	
Plain Pipe	20	2.6	
Plain Pipe	25	3.0	
Plain Pipe	32	3.9	



ITEM NO: CP002

90° ELBOW

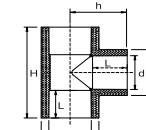
Nom Size	D	d	H	L
20	27.5	20	16.5	28.5
25	33.3	25	19.5	33.7
32	41	32	22.5	41.8
50	58.3	50.4	33.5	61
63	75	63	38.5	71



ITEM NO: CP008

45° ELBOW

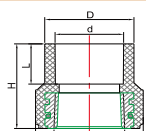
Nom Size	D	d	H	L
20	27.5	20	21	16.5
25	33.3	25	25	19.5
32	41	32	30	22.5
40	47.9	40.4	37	27.5
50	58.3	50.4	45.5	33.5
63	74.8	63	53	38



ITEM NO: CP003

TEE 90°

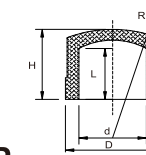
Nom Size	D	d	L	H	h
20	27.5	20	16.5	54.4	27.5
25	33.3	25	19.5	67.4	33.7
32	41	32	22.5	77.7	39
50	58.3	50.4	33.5	122	61
63	75	63	38.5	145	72.5



ITEM NO: CP020

MALE ADAPTOR WITH BRASS INSERT

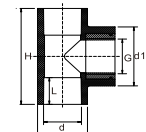
Nom Size	D1	D	d	L	H	Rc
20X1/2"	40.6	28.3	20	16.5	39.8	1/2"
25X3/4"	45.6	33.3	25	19.5	40.8	3/4"
32X1"	50.7	42	32	22.5	46.3	1"
40X1-1/4"	60.5	50	40	25.5	58.5	1 1/4"
50X1-1/2"	70.3	62	50	30.5	65.5	1 1/2"
63X2"	80.7	75.8	63	38.5	77.8	2"



ITEM NO: CP004

END CAP

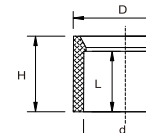
Nom Size	D	d	L	H	R
20	28.6	20	16.5	23.2	31.5
25	34.2	25	19.5	26.3	35.7
32	42.1	32	22.5	31.6	38
63	76.8	63	38.5	52	144.9



ITEM NO: CP017

TEE 90° ADAPTOR WITH BRASS INSERT

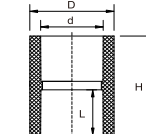
Nom Size	D	d	d1	G	L	H
20x1/2"	27.5	20.3	39	1/2"	16.5	65
25X3/4"	33.3	25	43	3/4"	19.5	70
25X1/2"	33.3	25	43	1/2"	19.5	70



ITEM NO: CP005

SHORT REDUCING BUSHES

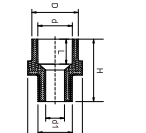
Nom Size	D	d	L	H
25X20	25	20	17.1	19.8
32X20	32	20	16.5	22.5
32X25	32	25	18.7	22.1
63X32	63	32	22.5	38.5



ITEM NO: CP006

DOUBLE SOCKET

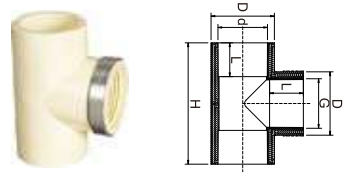
Nom Size	D	d	L	H
20	27.5	20	16.6	35.7
25	33.3	25	19.5	42
32	40.5	32	22.5	48
50	58.3	50.4	33.5	70
63	75	63	38.5	80



ITEM NO: CP018

MALE ADAPTOR

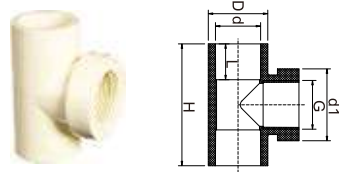
Nom Size	D	d	d1	d2	G	L	H
20X1/2"	27.5	20	11.5	37	1/2"	16.5	40
25X3/4"	33	25	16	41.6	3/4"	19.5	44
32X1"	41	32	22	53.1	1"	22.5	48.5
63X2"	75	63	48.8	79.5	2"	38.5	76



ITEM NO: CP007

EQUAL FEMALE THREAD TEE WITH STEEL RING

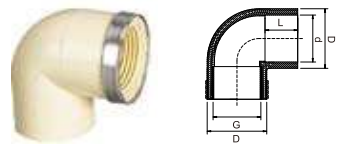
Nom Size	D	d	G	L	H
20X1/2"	27.5	20	1/2"	17.3	55.3
32X1"	41	32	1"	22.5	78



ITEM NO: CP011

REDUCED FEMALE THREADED TEE

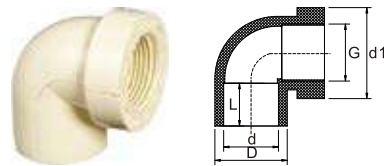
Nom Size	D	d	G	L	H	d1
25X3/4"	33	25	1/2"	19.5	67.3	41



ITEM NO: CP009

FEMALE THREADED ELBOW

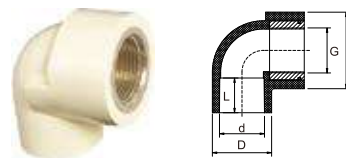
Nom Size	D	d	G	L
32X1"	41	32	1"	22.5



ITEM NO: CP013

REDUCED FEMALE THREADED ELBOW

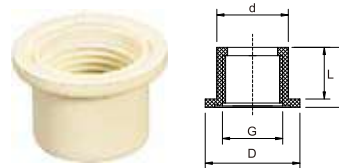
Nom Size	D	d	d1	G	L
20X1/2"	27.5	20	33.3	1/2"	16.5
25X1/2"	33	25	33	1/2"	19.5
25X3/4"	33	25	41	3/4"	19.5



ITEM NO: CP015

ELBOW 90° ADAPTOR WITH BRASS INSERT

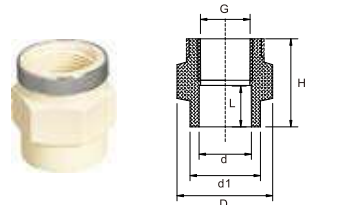
Nom Size	D	d	d1	G	L
20X1/2"	27.5	20	39	1/2"	16.5
25X1/2"	33.3	25	43	1/2"	19.5
25X3/4"	33.3	25	43	3/4"	19.5



ITEM NO: CP016

THREADED SHORT REDUCER

Nom Size	D	d	G	L	H
25X1/2"	33	25	1/2"	18	21.5



ITEM NO: CP010

FEMALE ADAPTOR WITH STEEL RING

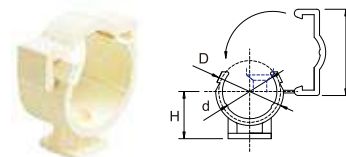
Nom Size	D	d	d1	G	L	H
20X1/2"	36.5	20	28	1/2"	16.1	36.3
25X3/4"	41.1	25	34.5	3/4"	19.5	40.5
32x1"	49.36	32.3	42	1"	22	45
63X2"	85.9	63	75.8	2"	38	69



ITEM NO: CP021

FEMALE ADAPTOR WITH BRASS INSERT

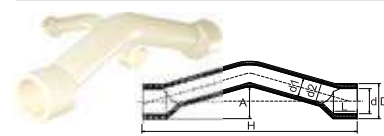
Nom Size	D1	D	d	L	H	Rc
20X1/2"	40.6	28.3	20	16.5	39.8	1/2"
25X3/4"	45.6	33.3	25	19.5	40.8	3/4"
32X1"	50.7	42	32	22.5	46.3	1"
40X1-1/4"	60.5	50	40	25.5	58.5	1 1/4"
50X1-1/2"	70.3	62	50	30.5	65.5	1 1/2"
63X2"	80.7	75.8	63	38.5	77.8	2"



ITEM NO: CP012

MONO D'CLIPS

Nom Size	D	d	H	L
20	25.2	20	18	31.3
25	32	25	23	38.3
32	39	32	37.7	48.2



ITEM NO: CP019

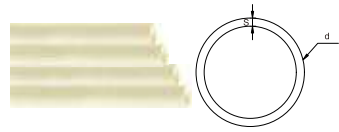
STEP OVER BEND

Nom Size	D	d2	d	d1	L	H	A
20	28.7	17	20	12.4	17	159.6	25.2
25	35.2	26	25	18.6	22.1	203.5	31.6



CPVC PRESSURE PIPES & FITTINGS (ASTM D2846)

PRESSURE FOR HOT AND COLD



NSF

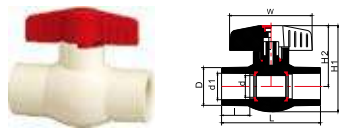
ITEM NO: CPA001

● PRESSURE RATE:SDR11

Size	d(mm)	s(mm)
1/2"	15.9	1.73
3/4"	22.2	2.03
1"	28.6	2.59
1-1/4"	34.9	3.18
1-1/2"	41.3	3.76
2"	54	4.9

● PRESSURE RATE:SDR13.5

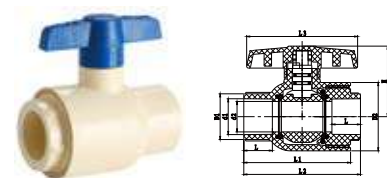
Size	d(mm)	s(mm)
3/4"	22.2	1.73
1"	28.6	2.03
1-1/4"	34.9	2.59
1-1/2"	41.3	3.06
2"	54	4



ITEM NO: CPAC01

● COMPACT BALL VALVE

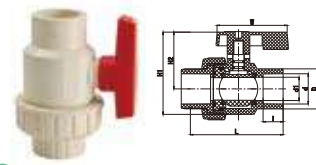
Nom Size	D1	d	D	L	I	W	H1	H2
15mm(1/2")	15.9	12.4	24	68.5	19	60	58	40.7
20mm(3/4")	22.2	18.4	32	84	24	70.2	73	51.6
25mm(1")	28.6	20.5	38.4	91	25	79	77	52.3
1-1/4"	34.9	25	45.8	105.5	28.5	100	93.5	65.2
1-1/2"	41.3	30.6	53.5	121	33.5	108	104.8	72.3
2"	54	41	68.4	149	43.5	130	122	82



ITEM NO: CPAC02

● CPVC VALVE

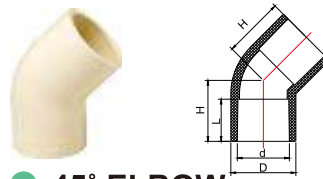
Nom Size	d1	d2	D1	D2	L	L1	L2	L3	H
1/2"	16.09	12.4	22.7	35	13	56	59	52	34.4
3/4"	22.46	18	29.8	44	18	73	76.6	70	45
1"	28.83	24.5	36.8	55	23	86	94	89.4	56.8
1-1/4"	35.2	33	47.2	66.5	28.1	103	113	96.6	70
1-1/2"	41.66	35.5	54.8	73.3	33.5	115.8	131	108.2	79.1
2"	54.38	44	68.5	89	43.5	146.7	161.9	124.4	90.2



ITEM NO: CPAC03

● SINGLE UNION BALL VALVE

Nom Size	D	d	d1	I	L	W	H1	H2
1-1/4"	53.5	47.2	39	34	95.8	109.7	127	86.5
1-1/2"	61.6	50.3	39	34	113	109.7	127	86.5
2"	64.6	54	39	43.5	174	109.7	127	86.5

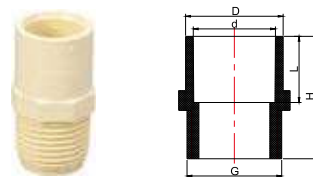


NSF

ITEM NO: CPA010

● 45° ELBOW

Nom Size	D	d	L	H
1/2"	20	15.9	13	18.8
3/4"	26.8	22.2	18	24.3
1"	34.5	28.6	23	30.9
1-1/4"	41.8	34.9	28.1	37.1
1-1/2"	49.46	41.3	33.5	44
2"	64.58	54	43.5	56.5

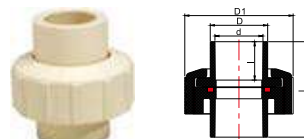


NSF

ITEM NO: CPA005

● MALE ADAPTOR

Nom Size	D	d	G	H	L
1/2"	21.5	15.9	1/2"	41.4	13
3/4"	26.8	22.2	3/4"	42	18
1"	34.5	28.6	1"	47	23
1-1/4"	41.8	34.9	1 1/4"	55	28.1
1-1/2"	49.4	41.3	1 1/2"	62	33.5
2"	64.4	54	2"	75	43.5

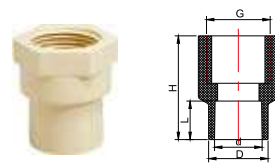


NSF

ITEM NO: CPA007

● II UNION

Nom Size	d	D	D1	I	L
15mm(1/2")	15.9	21.8	39.5	13	36.5
20mm(3/4")	22.4	28.7	44	21	51
25mm(1")	28.6	34.43	65	23	57.5
40mm(1-1/4")	35.2	41.8	67.5	28.1	65.1
50mm(1-1/2")	41.66	49.2	76	33.5	75.7
63mm(2")	54.38	64.58	94	43.5	99.2




NSF

ITEM NO: CPA008

● FEMALE ADAPTOR

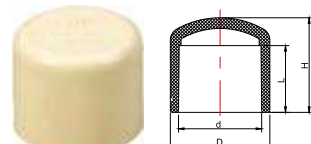
Nom Size	D	d	G	H	L
1/2"	20	15.9	1/2"	35	13
3/4"	26.8	22.2	3/4"	42	18
1"	34.5	28.6	1"	50	19.3
1-1/4"	41.8	34.9	1-1/4"	58	28.1
1-1/2"	49.46	41.3	1-1/2"	68	33.5
2"	64.58	54	2"	87	43.5



ITEM NO: CPA012

● MALE ADAPTOR II

Nom Size	D	G	d	H
1/2"	39.4	1/2"	13.4	66
3/4"	45.4	3/4"	19	74.3
1"	51.4	1"	23.5	82



NSF

ITEM NO: CPA003

● END CAP

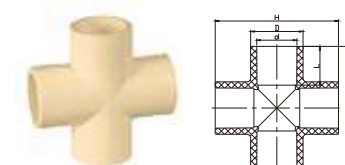
Nom Size	D	d	L	H
1/2"	21.5	15.9	13	17
3/4"	26.8	22.2	18	25.5
1"	34.5	28.6	23	32
1-1/4"	41.8	34.9	28.1	41
1-1/2"	49.4	41.3	33.5	44
2"	64.4	54	43.5	57



ITEM NO: CPAB03

● BRASS THREADED MALE ADAPTOR

Nom Size	D	d	H	L	G
1/2"	21.7	15.9	48	13	1/2"
3/4"	28.5	22.2	53	18	3/4"
1"	35	28.6	71	23	1"
1-1/4"	44	34.9	80	28.1	1-1/4"
1-1/2"	51.5	41.3	88	33.5	1-1/2"
2"					2"

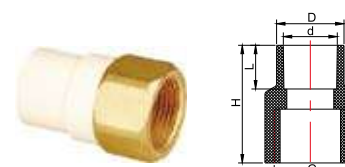


NSF

ITEM NO: CPA011

● CROSS TEE

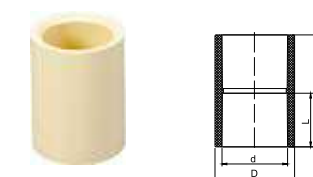
Nom Size	D	d	L	H
1/2"	21.5	15.9	13	44
3/4"	27	22.2	18	62
1"	34	28.6	23	80
1-1/4"	42	34.9	28	95.5
1-1/2"	49	41.3	33	112
2"	65	54	43	145



ITEM NO: CPAB04

● BRASS THREADED FEMALE ADAPTOR

Nom Size	D	d	H	L	G
1/2"	21.7	15.9	42.5	13	1/2"
3/4"	28.5	22.2	50	18	3/4"
1"	35	28.6	65	23	1"
1-1/4"	44	34.9	77	28.1	1 1/4"
1-1/2"	51.5	41.3	84	33.5	1 1/2"
2"	64.4	54	94	43.5	2"

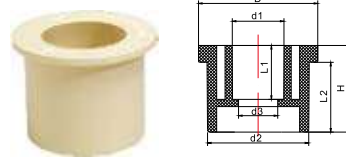


NSF

ITEM NO: CPA013

● SOCKET

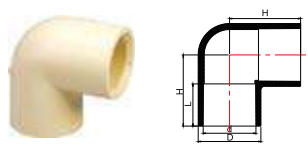
Nom Size	D	d	H	L
1/2"	21.5	15.9	28.9	13
3/4"	26.8	22.2	39.5	18
1"	34.5	28.6	50	23
1-1/4"	41.8	34.9	60	28.1
1-1/2"	49.4	41.3	70.5	33.5
2"	64.4	54	90.5	43.5



NSF
ITEM NO: CPA009

● REDUCING BUSHES

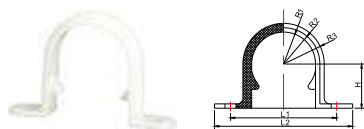
Nom Size	D	d1	d2	d3	H	L1	L2
3/4"X1/2"	26.8	15.9	22.1	14.72	21.2	13	18
1"X1/2"	34.5	15.9	28.47	14.72	26.4	13	23
1"X3/4"	34.5	22.2	28.47	21.1	26.4	18	23
1-1/4"X1/2"	41.8	15.9	34.85	14.72	31	13	28.1
1-1/4"X3/4"	41.8	22.2	34.85	21.1	31	18	28.1
1-1/4"X1"	41.8	28.6	34.85	27.47	31	23	28.1
1-1/2"X1/2"	49.5	15.9	41.2	14.72	36.3	13	33.5
1-1/2"X3/4"	49.5	22.2	41.2	21.1	36.3	18	33.5
1-1/2"X1"	49.5	28.6	41.2	27.47	36.3	23	33.5
1-1/2"X1-1/4"	49.5	34.9	41.2	33.85	36.3	28.1	33.5
2"X1/2"	64.6	16.08	53.9	14.72	47	13	43.5
2"X3/4"	64.6	22.45	53.9	21.1	47	18	43.5
2"X1"	64.6	28.83	53.9	27.47	47	23	43.5
2"X1-1/4"	64.6	34.9	54	33.85	47	28.1	42.5
2"X1-1/2"	64.6	15.9	54	14.72	47	13	43.5



NSF
ITEM NO: CPA002

● 90° ELBOW

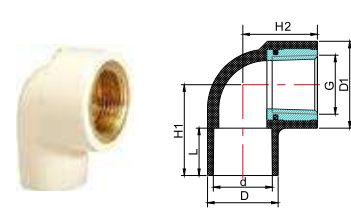
Nom Size	D	d	L	H
1/2"	21.5	15.9	13	23.1
3/4"	26.8	22.2	18	31.43
1"	34.5	28.6	23	39.22
1-1/4"	41.8	34.9	28.1	47.4
1-1/2"	49.4	41.3	33.5	55.4
2"	64.4	54	43.5	72.5



ITEM NO: CPA006

● BRACKET

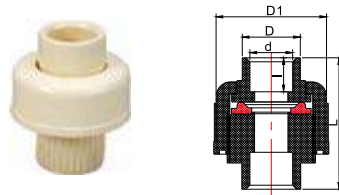
Nom Size	R1	R2	R3	H	L1	L2
2"	26.5	29.1	31.7	34.4	83.6	99
1-1/2"	20	22.5	25	28	68.6	84
1-1/4"	16.8	18.9	21	23.4	54	72.2
1"	14	15.6	17.2	19.4	43.2	55.6
3/4"	11	12.5	14	15.2	36.6	47.6
1/2"	7.8	9.2	10.6	12.6	27.6	39



ITEM NO: CPAB01

● BRASS THREAD FEMALE ELBOW

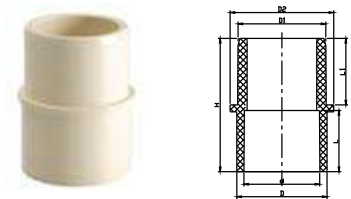
Nom Size	D1	D	d	L	G	H1	H2
1/2"	33	20.08	15.9	13	1/2"	29.5	26.56
3/4"	39	26.85	22.2	18	3/4"	35.5	28.15
3/4"X1/2"	33	26.85	22.2	18	1/2"	34.5	28.35
1"X1/2"	33	34.43	28.6	23	1/2"	38.5	35.07
1"X3/4"	39	34.43	28.83	23	3/4"	41	34
1"	44.9	34.43	28.83	23	1"	40	40
1-1/4"	59.5	41.8	35.2	28.1	1 1/4"	47.4	46.6



ITEM NO: CPA014

● I UNION

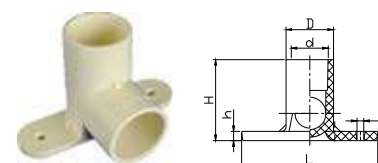
Nom Size	d	D	D1	I	L
15mm(1/2")	15.9	21.7	41.3	12.7	49.1
20mm(3/4")	22.2	30.2	53.3	19.5	63



ITEM NO: CPAS05

● TRANSITION BUSH(ASTM2846 TO SCH80)

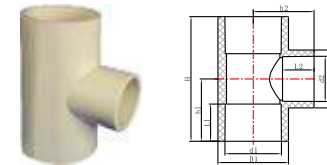
Nom Size	d	D	D1	D2	L	L1	H
1/2"	25	16.11	21.24	21.5	23.5	13	39
3/4"	30	22.45	26.57	26.85	26.5	18	47
1"	38	28.83	33.27	34.43	29	23	55
1-1/4"	46	35.2	42.04	41.8	32.5	28.1	62
1-1/2"	41.66	49.46	48.11	56.8	33.5	36.4	73
2"	54.38	64.46	60.17	68.5	43.5	39.6	86.5



ITEM NO: CPAS03

● FEMALE THREAD ELBOW WALL PLATE

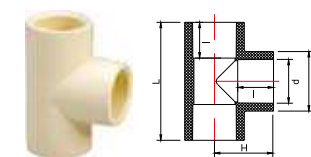
Nom Size	D	d	d1	H	h	L
1/2"	20.8	15.9	3	35.5	4	59.75
3/4"	26.85	22.2	3	46.5	4	74.75



NSF
ITEM NO: CPAS02

● REDUCING TEE

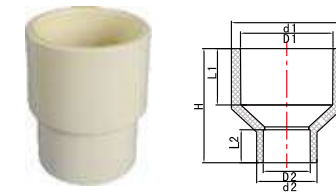
Nom Size	D1	d1	L1	h1	D2	d2	L2	H2	H
3/4"X1/2"	26.85	22.2	18	27.25	20.08	15.9	13	25.33	54.5
1"X1/2"	34.4	28.6	23	32.4	20.08	15.9	13	28.81	64.8
1"X3/4"	34.4	38.6	23	35.6	26.85	22.2	18	33.8	71.2
1-1/4"X1/2"	41.8	34.9	28.1	37.5	20.08	15.9	13	32	75
1-1/4"X3/4"	41.8	34.9	28.1	41	26.85	22.2	18	37	82
1-1/4"X1"	41.8	34.9	28.1	44	34.43	28.6	23	42	88
1-1/2"X1/2"	49.46	41.3	35.5	43	20.08	15.9	13	35.5	86
1-1/2"X3/4"	49.46	41.3	35.5	46.5	26.85	22.2	18	40.5	93
1-1/2"X1"	49.46	41.3	35.5	49.6	34.4	28.6	23	43.46	99.2
1-1/2"X1-1/4"	49.46	41.3	35.5	52.5	41.8	34.9	28.1	50.5	105
2"X3/4"	64.58	54	43.5	56.5	26.85	22.2	18	46.5	113
2"X1"	64.58	54	43.5	59.5	34.43	28.6	23	52	119
2"X1-1/4"	64.58	54	43.5	63	41.8	34.9	28.1	57	126
2"X1-1/2"	64.58	54	43.5	66	49.46	41.3	33.5	62.5	132



NSF
ITEM NO: CPA004

● TEE

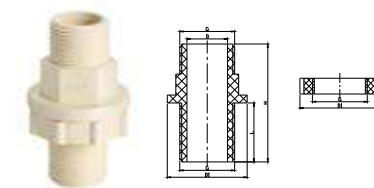
Nom Size	D	d	I	L	H
1/2"	21.5	15.9	13	43.8	21.9
3/4"	26.8	22.2	18	62	31
1"	34.5	28.6	23	80	40
1-1/4"	41.8	34.9	28.1	95.5	47.75
1-1/2"	49.4	41.3	33.5	112	56
2"	64.4	54	43.5	145	72.5



NSF
ITEM NO: CPAS04

● REDUCING SOCKET

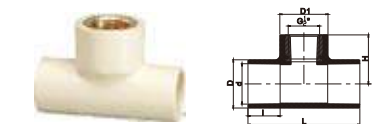
Nom Size	D1	d1	L1	d2	D2	L2	H
3/4"X1/2"	26.85	22.2	18	20.08	15.9	13	33.7
1"X1/2"	34.43	28.6	23	20.08	15.9	13	39
1"X3/4"	34.43	28.6	23	26.85	22.2	18	44
1-1/4"X1/2"	41.8	34.9	28.1	20.08	15.9	13	44.1
1-1/4"X3/4"	41.8	34.9	28.1	26.83	22.2	18	49.1
1-1/4"X1"	41.8	34.9	28.1	34.43	28.6	23	54.1
1-1/2"X1/2"	49.46	41.3	35.5	20.08	15.9	13	49.5
1-1/2"X3/4"	49.46	41.3	35.5	26.85	22.2	18	54.5
1-1/2"X1"	49.46	41.3	35.5	34.43	28.6	23	59.5
1-1/2"X1-1/4"	49.46	41.3	35.5	41.8	34.9	28.1	64.6
2"X3/4"	64.58	54	43.5	26.85	22.2	18	64.5
2"X1"	64.58	54	43.5	34.43	28.6	23	69.5
2"X1-1/2"	64.58	54	43.5	41.8	34.9	28.1	74.6
2"X1-1/4"	64.58	54	43.5	49.46	41.3	33.5	80



ITEM NO: CPAS011

● TANK CONNECTOR

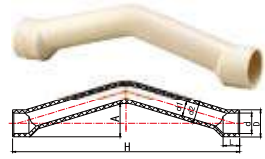
Nom Size	D	D1	L	H	H1	G
1/2"	13.4	39.4	30	66	8	1/2"
3/4"	19	45.4	35	74.3	10.1	3/4"
1"	23.5	51.4	40	82	12	1"
1-1/4"	31	61	45	90	12	1-1/4"
1-1/2"	36	67	50	98	14	1-1/2"
2"	45	79	55	106	14	2"



ITEM NO: CPAB02

● BRASS THREADED FEMALE TEE

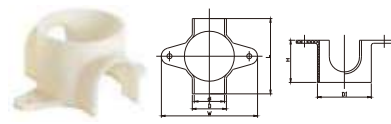
Nom Size	D1	D	d	I	G	L	H
1/2"	33.2	20	15.9	13	1/2"	52	39
3/4"X1/2"	33.2	26.8	22.2	18	1/2"	68.5	31.5
1"X1/2"	34.9	34.5	28.6	23	1/2"	80	35
1-1/4"	59.5	41.8	35.2	28.1	1-1/4"	94.8	45.9
1-1/4"X1/2"	33.2	41.8	35.2	28.1	1/2"	94.8	40



NSF
ITEM NO: CPAS01

STEP OVER BEND

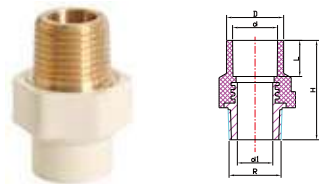
Nom Size	D	d	d1	d2	L	H	A
1/2"	21.5	15.9	12	17.4	13	180	26.5
3/4"	26.9	22.2	16.5	20.9	18	195	29.2
1"	34.5	28.6	21	26.6	23	215	32.4



ITEM NO: CPAS09

TEE HOLDER

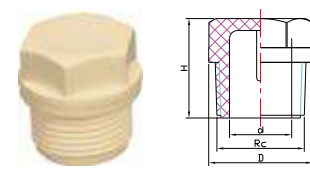
Nom Size	D	D1	d	W	L	H
1/2"X1/2"X1/2"	22.68	35.8	20.08	63.87	50	28
3/4"X3/4"X1/2"	29.45	35.8	26.85	64	56.2	35



ITEM NO: CPAB06

II BRASS MALE THREAD ADAPTOR

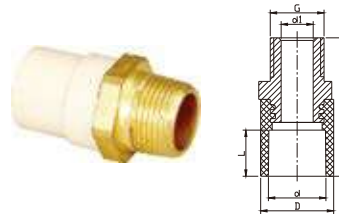
Nom Size	D	d	d1	H	L	G
1/2"	20.1	15.9		35	13	1/2"
3/4"	28.5	17.7	22.45	49.6	18	3/4"
1"	35	23.5	28.83	66.1	23	1"
1-1/4"	44	28.5	35.2	73.6	28.1	1-1/4"
1-1/2"	51.5	33.5	41.67	81	33.5	1-1/2"
2"	66	44	54.38	97.1	43.5	2"



NSF
ITEM NO: CPA015

PLUG

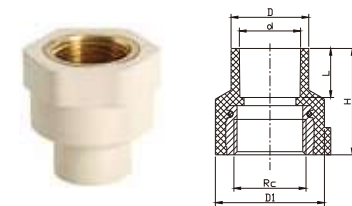
Nom Size	d	D	H	Rc
1/2"	13.4	24	29.2	1/2"
3/4"	18	20.9	32.5	3/4"
1"	23.5	39.2	37.5	1"



ITEM NO: CPAB08

MALE BRASS REDUCING SOCKET

Nom Size	D	d	d1	G	L	H
3/4"X1/2"	28.5	22.45	12.5	1/2"	18	54
1"X1/2"	35	28.83	14	1/2"	23	59
1"X3/4"	35	28.83	19.7	3/4"	23	58.5



ITEM NO: CPAB07

II BRASS FEMALE THREAD ADAPTOR

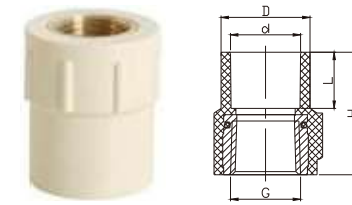
Nom Size	D	d	D1	Rc	L	H
1/2"	21.7	15.9		1/2"	13	44.5
3/4"	28.5	22.45	40	3/4"	18	39
1"	35	28.83	51.86	1"	23	51.5
1-1/4"	44	35.2	60.5	1-1/4"	28.1	59.6
1-1/2"	51.5	41.67	68	1-1/2"	33.5	70
2"	66	54.38	82	2"	43.5	82



NSF
ITEM NO: CPAS07

FEMALE ELBOW WITH BRACKET

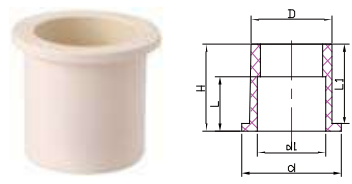
Nom Size	D	d	H	L	G
1/2"	30	15.9	38.2	13	1/2"



ITEM NO: CPAB05

BRASS THREAD REDUCING SOCKET

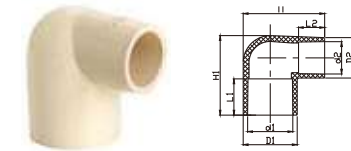
Nom Size	D	d	H	L	G
3/4"X1/2"	28.5	22.2	39.2	18	1/2"
1"X1/2"	34.4	28.6	44.5	23	1/2"
1"X3/4"	35	28.83	44	23	3/4"



ITEM NO: CPAS10

REDUCING RING(IPS TO CTS)


Nom Size	D	d	d1	H	L	L1
3/4"X3/4"	26.57	32	22.45	28.4	18	25.9
1"	33.27	39.5	28.83	32.28	23	29.08
1-1/4"	42.04	49	35.2	35.45	28.1	32.25
1-1/2"	48.11	56	41.67	38.93	33.5	35.43
2"X2-1/2"	72.8	79.7	54.39	51	43.5	45



NSF
ITEM NO: CPAS08

REDUCING ELBOW

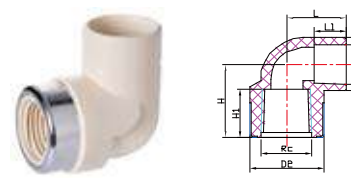
Nom Size	D1	d1	D2	d2	L1	L2	H1	H2
1-1/2"X3/4"	28.8	22.45	49.46	41.67	18	33.5	44	48
2"X3/4"	31.6	22.45	49.46	54.38	23	43.5	52	59.5
3/4"X1/2"	26.85	22.2	20	15.9	18	13	39.5	40.5
1-1/2"X1"	34.4	28.83	49.46	41.67	23	33.5	46	52
1"X1/2"	34.43	28.83	21.5	16.07	23	13	34	31
1"X3/4"	34.43	28.83	26.85	22.45	23	18	39	39
1-1/4"X1/2"	41.8	35.2	21.5	16.07	28.1	13	42.4	37.4
1-1/4"X1"	41.8	35.2	34.43	28.83	28.1	23	47.4	47.4
2"X1-1/2"	49.6	41.67	64.58	54.38	33.5	43.5	52	59.5
2"X1"	6.58	54.38	34.43	28.83	43.5	23	68	62



NSF
ITEM NO: CPAS06

REDUCING MALE ADAPTOR

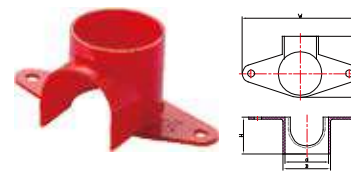
Nom Size	D	d	G	H	L
3/4"X1/2"	26.85	22.2	1/2"	42	18



ITEM NO: CPAS012

90 DEGREE FEMALE ELBOW WITH RING

Nom Size	D1	D2	d	L	L1	H	H1	Rc
1/2"	21.5	30.5	16.1	24.25	13	30.25	20	1/2"
3/4"X1/2"	26.85	30.5	22.45	33.25	18	33.58	20	1/2"



ITEM NO: CPAS013

REDUCING SOCKET

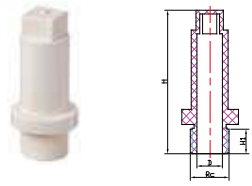
Nom Size	D	d	H	W	L
1X1/2"	36	33	27.5	88	46
3/4"X1/2"	36	33	34	88	46

Pressure for Hot&Cold

Pressure for Hot&Cold

CPVC CTS PIPES & FITTINGS

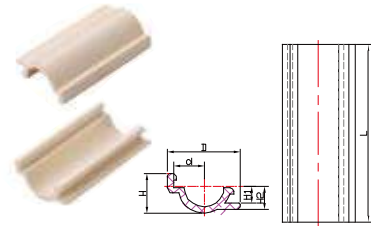
ASTM D2846



ITEM NO: CPAS014

LONG PLUG

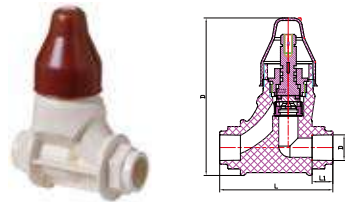
Nom Size	D	Rc	H	H1
1/2"	13.5	1/2"	77	13
3/4"	19	3/4"	80	13.5



ITEM NO: CPAS015

PUNCHARE KIT

Nom Size	D	d	H	H1	H2	L
1/2"	29	12	16.05	6.5	9	70
3/4"	38.5	16	20	8	11	70



ITEM NO: CPAS016

CHECK VALVE

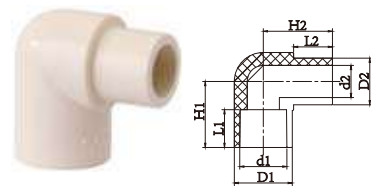
Nom Size	D	H	L	L1
1/2"	16.08	98.4	70.8	13



ITEM NO: CPAS017

Y MALE & FEMALE ELBOW

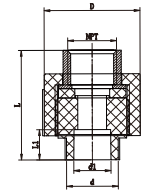
Nom Size	D	H	L	L1
1/2"	16.1	130	72.26	13



ITEM NO: CPAS018

MALE AND FEMALE ELBOW

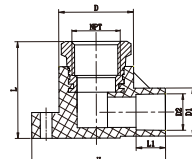
Nom Size	D	d	D1	L	L1	H
1/2"	21	16.1	15.72	22.5	13	24
3/4"	27.6	22.45	22.2	31.43	18	32.93
1"	34.43	28.83	28.6	39.22	23	41.7



ITEM NO: CPAU01

CPVC TRANSITION UNION

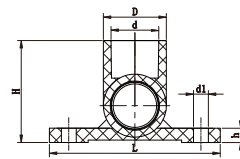
Nom Size	D	d	d1	L	L1	NPT
1/2"	41.3	22.2	16.1	47.2	13	1/2"



ITEM NO: CPAS020

CPVC FEMALE ELBOW WITH BRACKET

Nom Size	D	D1	D2	L	L1	H	Rc
1/2"	33	21.2	16.1	42.7	13	59.1	1/2"



ITEM NO: CPAS014

TEE WITH BRACKET

Nom Size	D	D1	D2	L	L1	H	NPT
1/2"	33	21.2	16.1	42.7	13	59.1	1/2"



ITEM NO: CPA019

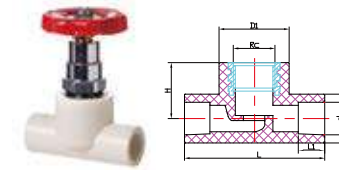
MALE AND FEMALE 45° ELBOW

Nom Size	d1	D1	d2	D2	L1	L2	H1	H2
1/2"	9	15.9	16.1	21.5	13.5	13	19.5	19.3
3/4"	15.3	22.2	22.45	27.6	18.5	18	26.8	25.8
1"	21.7	28.6	28.83	34.43	23.5	23	32.7	32.4



ASTM D2846

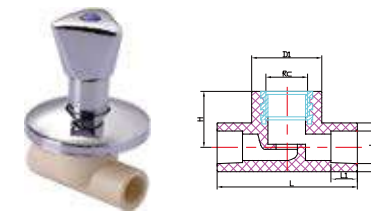
CPVC CTS PIPES & FITTINGS



ITEM NO: CPAB09

CPVC STOP VALVE CPVC CTS

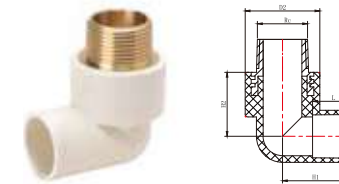
Nom Size	D	d	D1	RC	L	L1	H
1/2"	24.1	16.1	34.8	1/2"	70	13	28
3/4"	32.1	22.45	42	3/4"	83	18	33



ITEM NO: CPAB010

CPVC STAINLESS STEEL STOP VALVE

Nom Size	D	d	D1	RC	L	L1	H
1/2"	24.1	16.1	34.8	1/2"	70	13	28
3/4"	32.1	22.45	42	3/4"	83	18	33



ITEM NO: CPAB011

BRASS THREAD MALE ELBOW

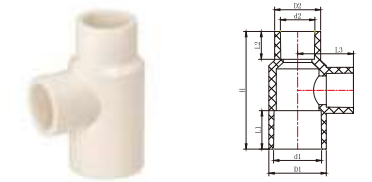
Nom Size	D1	D2	d	L	H1	H2	R
1/2"	21.58	32.5	16.07	13	28.5	26.25	1/2"
3/4"	26.85	38.5	22.45	18.5	34	33	3/4"
1"	34.43	47.5	28.83	23.5	44.5	38.8	1"



ITEM NO: CPAS019

COMPRESSION COUPLING

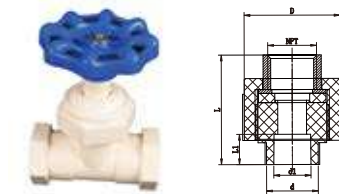
Nom Size	D	d2	L
1/2"	18	33	76.3
3/4"	24.2	40.3	86
1"	30.4	48.3	96.5



ITEM NO: CPA016

REDUCING TEE (II)

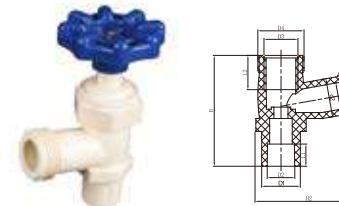
Nom Size	D1	d2	L1	d2	D2	L2	H	L3
3/4"X1/2"X1/2"	26.85	22.45	18	16.1	21.5	13	55	26.08
3/4"X3/4"X1/2"	26.85	22.45	18	16.1	21.5	13	57.8	31.43
1"X1/2"X1/2"	34.4	28.83	23	16.1	21.5	13	62.66	29.83
1"X3/4"X3/4"	34.4	28.83	23	22.45	27.6	18	70.55	34.2



ITEM NO: CPAB021

CPVC STOP VALVE WITH ABS HANDLE CPVC CTS

Nom Size	d	d1	L	H	H1	D	h
1/2"	28.5	16.1	15.2	63.5	87.91	38.56	24.41
3/4"	33.9	22.45	20.7	68.2	92.11	38.56	24.41



ITEM NO: CPAB022

CPVC TRIANGLE VALVE

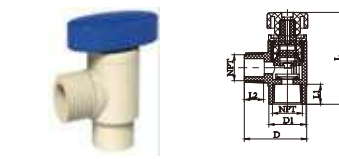
Nom Size	D1	D2	L1	D3	D4	L2	d1	d2	H	H2
1/2"	22.6	16.1	13	19.9	27	20	15.6	22.6	64.8	62.48
3/4"	28.6	22.45	18	19.9	27	20	15.6	22.6	176.4	62.48



ITEM NO: CPAA01

CPVC ANGLE VALVE SOCKET

Nom Size	D	NPT	d	L	L1
1/2"	28	1/2"	13	63.5	18

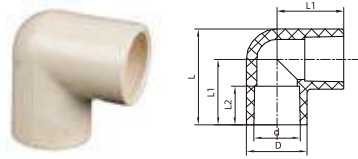


ITEM NO: CPAA01

CPVC ANGLE VALVE THREAD

Nom Size	D	NPT	d	L	L1
1/2"	28	1/2"	13	63.5	18

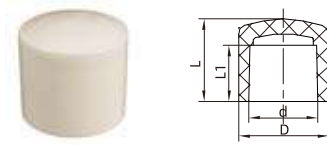
CPVC NBR FITTINGS (ABNT NBR 15884)



ITEM NO:CPB002

90° ELBOW

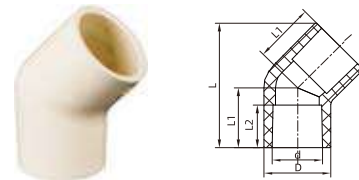
Nom Size	D	d	L	L1	L2
DN15	20.3	15	32.4	22.2	13
DN22	27.6	22	44.9	31.1	18.3
DN28	34.1	28	56.4	39.4	23.3



ITEM NO:CPB004

END CAP

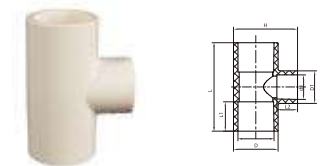
Nom Size	D	d	L	L1
DN15	20.3	15	18.9	13
DN22	27.6	22	25	18.3
DN28	34.1	28	30.8	23.3



ITEM NO:CPB001

45° ELBOW


Nom Size	D	d	L	L1	L2
DN15	20.3	15	38.1	18.2	13
DN22	27.6	22	52.3	25	18.3
DN28	34.1	28	65.5	31.4	23.3



ITEM NO:CPBS04

REDUCING TEE

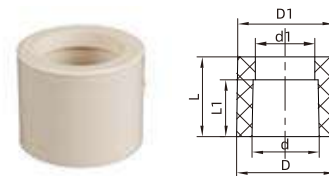
Nom Size	D	d	D1	d1	L	L1	L2	H
DN22X15	27.6	15	20.3	15.4	55	18.3	13	39.7
DN28X15	34.1	22	20.3	15.4	65	23.3	13	46.1
DN28X22	34.1	28	27.6	22.4	72.2	23.3	18.3	51.4



ITEM NO:CPB003

STRAIGHT TEE


Nom Size	D	d	L	L1	H
DN15	20.3	15	44.4	13	32.4
DN22	27.6	22	62.2	18.3	44.9
DN28	34.1	28	78.6	23.3	56.4



ITEM NO:CPB009

REDUCING BUSH

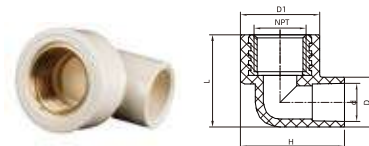
Nom Size	D	d	D1	d1	L	L1
DN22X15	22.4	15	21.9	13.5	18.3	13
DN28X15	28.4	22	28	21	23.3	13
DN28X22	28.4	28	28	20.8	23.3	18.3



ITEM NO:CPB006

SOCKET

Nom Size	D	d	L	L1
DN15	20.3	15	28.5	13
DN22	27.6	22	39	18.3
DN28	34.1	28	49.1	23.3

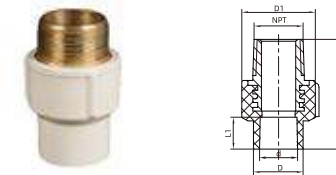


ITEM NO:CPBB01

BRASS THREADED FEMALE ELBOW

Nom Size	D	d	D1	BSPT	L	H
DN15X1/2"	20.3	15	32	1/2"	37.7	42
DN22X1/2"	27.6	22	32	1/2"	44.8	47.3
DN22X3/4"	27.6	28	39.5	3/4"	45.8	50.1

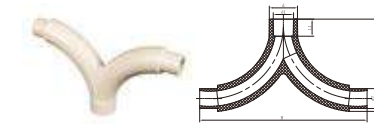
CPVC NBR FITTINGS (ABNT NBR 15884)



ITEM NO:CPBB03

BRASS THREADED MALE ADAPTOR

Nom Size	D	d	D1	NPT	L	L1
DN15X1/2"	20.3	15	30	1/2"	45	13
DN22X3/4"	27.6	22	36	3/4"	49.4	18.3
DN28X1"	34.1	28	44	1"	65.9	23.3



ITEM NO:CPB017

TEE MIXER WITHOUT BRASS (MFM)


Nom Size	d	d1	d2	L	L1	H
DN15	15	15.4	15	69.7	12.9	126.6
DN22	22	22.4	22	77.6	18.3	130.3



ITEM NO:CPBB04

BRASS THREADED FEMALE ADAPTOR


Nom Size	D	d	D1	NPT	L	L1
DN22X1/2	27.6	15	32	1/2"	37.3	18.3
DN22X3/4	27.6	22	39.5	3/4"	38.3	18.3
DN28X1	34.1	28	49	1"	51.3	23.3



ITEM NO:CPB007

UNION


Nom Size	d	D	D1	L1	L
DN15	15	21.2	37	12.9	43
DN22	22	27.6	43.7	18.3	47
DN28	28	34.7	52.9	23.1	55.5



ITEM NO:CPBB02

BRASS THREADED FEMALE TEE


Nom Size	D	d	D1	NPT	L	H
DN22X1/2	27.6	15	32	1/2"	59.2	45.3
DN22X3/4	27.6	22	39.5	3/4"	62.4	46.3



ITEM NO:CPBS05

CPVC TO PVC TRANSITION COUPLING

Nom Size	D1	d1	L1	D2	d2	L2	H
DN15X20	26.8	20.1	16.1	15.3	19.8	13	31.5
DN25X22	32.4	25.1	18.1	27.2	22.34	18.1	38.8



ITEM NO:CPB016

TEE MIXER WITH BRASS (FFF)

Nom Size	d	d1	D	L	L1	R	H
DN15X1/2"	15	15.4	32	81.5	12.9	1/2	132
DN22X3/4"	22	22.4	39.5	85.3	18.3	3/4	132




PP-R PIPES & FITTINGS FOR COLD/HOT WATER

PRESSURE FOR HOT AND COLD



DIN8077/8078

PPR DIN PIPES & FITTINGS



ITEM NO:PR001

● PIPES (PN12.5) LENGTH:4M (PR001 PIPES)

Nom Size	Outer Dia	Wall Thickness
20	20	2.0
25	25	2.3
32	32	2.9
40	40	3.7
50	50	4.6
63	63	5.8
75	75	6.8
90	90	8.2
110	110	10.0

● PIPES (PN20) LENGTH:4M

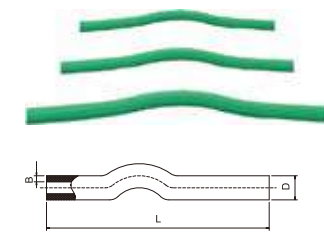
Nom Size	Outer Dia	Wall Thickness
20	20	2.8
25	25	3.5
32	32	4.4
40	40	5.5
50	50	6.9
63	63	8.6
75	75	10.3
90	90	12.3
110	110	15.1
160	160	21.9

● PIPES (PN16) LENGTH:4M

Nom Size	Outer Dia	Wall Thickness
20	20	2.3
25	25	2.8
32	32	3.6
40	40	4.5
50	50	5.6
63	63	7.1
160	160	17.9

● PIPES (PN25) LENGTH:4M

Nom Size	Outer Dia	Wall Thickness
20	20	3.4
25	25	4.2
32	32	5.4
40	40	6.7
50	50	8.3
63	63	10.5
160	160	26.6



ITEM NO:PR002

● STEP OVER BEND

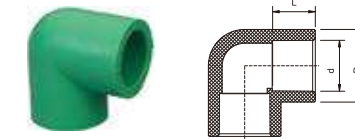
Nom Size	Pressure	D	B	L
20	1.25	20	2.0	400
20	1.6	20	2.3	400
20	2.0	20	2.8	400
20	2.5	20	3.4	400
25	1.25	25	2.3	400
25	1.6	25	2.8	400
25	2.0	25	3.5	400
25	2.5	25	4.2	400
32	1.25	32	2.9	400
32	1.6	32	3.6	400
32	2.0	32	4.4	400
32	2.5	32	5.4	400



ITEM NO:PRE01

● 45° ELBOW

Nom Size	D	d	L
16	21.8	15	14.5
20	27.4	19	15.8
25	34.8	24	18.1
32	42.4	31	20.1
40	52.1	38.8	22.1
50	65.7	48.9	25.1
63	83.1	61.7	28.0
75	99.0	73.4	30.4
90	119.6	88.8	35.1
110	146.7	108.3	42
160	211	157	56.5



ITEM NO:PRE02

● 90° ELBOW

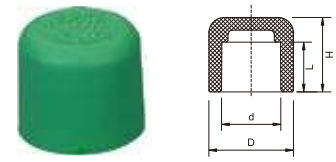
Nom Size	D	d	L
16	21.8	15	14.5
20	27.4	19	16.1
25	34.4	24	18.1
32	42.1	31	20.1
40	52.6	38.8	21.7
50	66.1	48.9	25.1
63	83.1	61.7	28.4
75	99.2	73.4	32
90	119.0	88.8	36
110	146.7	108.3	42
160	211	157	56.5



ITEM NO:PRT03

● FEMALE THREAD TEE

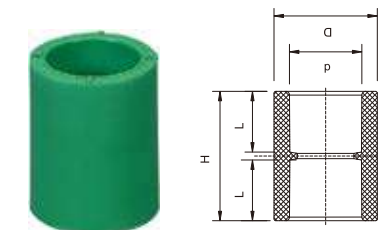
Nom Size	D	d	L	G	H	D1
20X1/2"	27.4	19	16.1	1/2"	56.0	43.6
20X3/4"	27.8	19	16.1	3/4"	62	47
25X1/2"	34.8	24	18.1	1/2"	64.2	44
25X3/4"	34.8	24	18.1	3/4"	64.2	49
32X1"	42.8	30.4	21.4	1"	81.2	64.5
32X1/2"	42.8	30.4	20.2	1/2"	70	46.4
32X3/4"	42.4	30.4	20.2	3/4"	76.0	49
40x1-1/4"	52.6	39	22.36	1-1/4"	96	76.8
50x1-1/2"	66.1	49	25.36	1-1/2"	110	86
63x2"	83.1	61.9	29.36	2"	122	95



ITEM NO:PR006

● END CAP

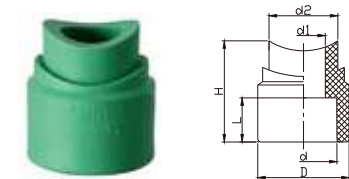
Nom Size	D	d	L	H
16	21.8	15	14.5	19.5
20	27.4	19	16.1	24.3
25	34.8	24	18.1	24.7
32	42.6	30.9	20.1	30.2
40	52.5	38.8	22.1	31.2
50	66.1	48.9	25.1	35.3
63	82.7	61.7	28.7	41.4
75	99.2	73.4	34.2	53.2
90	119.2	88.8	38	64.2
110	145.8	108.3	46.7	69.8
160	211	157	56.5	105.3



ITEM NO:PR003

● SOCKET

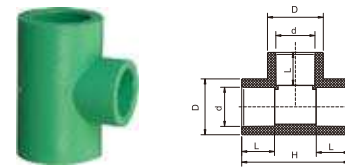
Nom Size	D	d	L	H
16	21.8	15	14.5	19.5
20	27.4	19	15.7	34.3
25	34.8	24	17.5	38
32	42.4	30.9	19.2	41.8
40	52.5	38.8	22.1	47.3
50	66.3	48.9	25.1	53.8
63	83.3	61.7	29.1	61.3
75	99.2	73.4	32	68.4
90	119.0	88.8	36	77.0
110	147.0	108.3	42	89.8
160	211	157	56.5	126



ITEM NO:PRS001

● WELD IN SADDLE

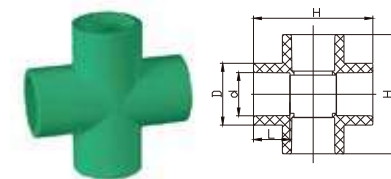
Nom Size	D	d	L	d1	d2	H
32	42.5	32	20.5	20.4	32	47



ITEM NO:PRT01

● STRAIGHT TEE

Nom Size	D	d	L	H
16	21.8	15	14.5	46
20	27.9	19	16.1	53.0
25	34.8	24	18.1	63
32	42.4	30.9	20.1	74
40	52.6	38.8	22.1	85.3
50	66.1	48.9	25.1	100.7
63	83.1	61.7	29.1	121.7
75	99.2	73.4	32	141.7
90	120.0	88.8	36	168.3
110	146.0	108.3	42	197.4
160	211	157	56.5	299



ITEM NO:PRC001

● CROSS

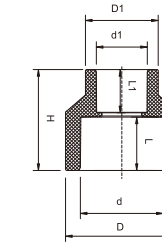
Nom Size	D	d	L	H
20	27.4	20	16	53
25	34.8	25	18	63
32	42.4	32	20	74



ITEM NO:PRU001

● UNION TWO SIDE WELD

Nom Size	D1	D	d	L	H
32X1"	65	41	32	21	73

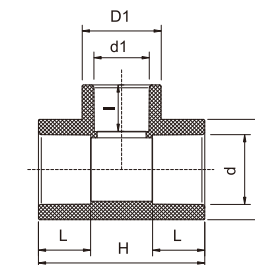


ITEM NO:PR004

● REDUCING SOCKET

Nom Size	D	d	L	D1	d1	L1	H
20X16	27.8	19.25	16.1	21.8	15.25	15	32.7
25X16	34.8	24.1	18.1	21.8	15.25	15	35
25X20	34.8	24	18.1	27.4	19	16.1	34.4
32x16	42.4	31	20.1	21.8	15.25	15	36.9
32X20	42.4	30.9	20.1	27.4	19	16.1	38
32X25	42.4	30.9	20.1	34.8	24	17.4	39.6
40X20	52.6	38.8	22.1	27.4	19	16.1	50
40X25	52.6	38.8	22.1	34.8	24	18.1	49.6
40X32	52.6	38.8	22.1	42.4	30.9	20.1	44.3
50X20	66.0	48.9	25.1	27.4	19	16.1	55.9
50X25	66.0	48.9	25.1	34.8	24	18.1	57
50X32	66.0	48.9	25.1	42.4	30.9	20.1	56
50X40	66.1	48.9	25.1	52.6	38.8	22.1	50.2
63X25	82.7	61.7	29.1	34.8	24	18.1	62.7

Nom Size	D	d	L	D1	d1	L1	H
63X32	82.7	61.7	29.1	42.4	30.9	20.1	63.4
63X40	83.1	61.7	29.1	53.0	38.8	22.1	63.3
63X50	83.1	61.7	29.1	66.7	48.9	25.1	56.7
75X40	99.2	73.4	32	53.2	38.8	22.1	69.0
75X50	99.2	73.4	32	66.6	48.9	25.1	69
75X63	99.2	73.4	32	83.1	61.7	29.1	66.5
90X50	119.0	88.8	36	66.8	48.9	25.1	78.5
90X63	119.6	88.8	39	83.1	61.7	29.1	82.7
90X75	119.6	88.8	39	99.2	73.4	32	74.8
110X50	145.5	108.3	42	84.4	61.7	30	91
110X63	145.5	108.3	42	100.0	73.4	32	91.4
110X75	146.0	108.3	42	121.0	88.8	37	82.0
110X90	211	157	56.5	145.5	108.5	42	125
160X110	145.5	107.9	43.38	66.1	49	25.54	93

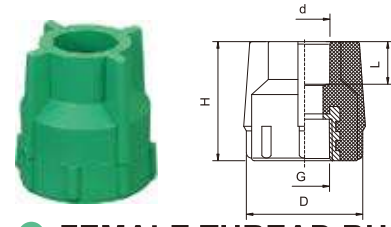


ITEM NO:PRT02

● REDUCING TEE

Nom Size	D	D1	d	d1	L	I	H
25X20	34.8	27.4	24	19	18.1	16.1	57.7
32X20	42.4	27.4	30.9	19	20.1	16.1	62.2
32X25	42.4	34.8	30.9	24	20.1	17.5	67.3
40X20	52.6	28.0	38.8	19	22.1	16.1	65.8
40X25	52.6	35.3	38.8	24	22.1	18.1	70.8
40X32	52.6	42.4	38.8	30.9	22.1	21.2	81
50X20	66.1	28.2	48.9	19	25.1	16.0	75.2
50X25	66.1	35.4	48.9	24	25.1	18.1	77
50X32	66.1	42.8	48.9	30.9	25.1	20.1	83.4
50X40	66.1	53.0	48.9	38.8	25.1	22.1	94.7
63X20	83.1	28.0	61.7	19	29.1	18.1	83.4
63X25	83.1	35.4	61.7	24	29.1	18.1	84.4
63X32	83.1	42.4	61.7	30.9	29.1	20.1	91.23
63X40	83.1	52.6	61.7	38.8	29.1	22.1	103

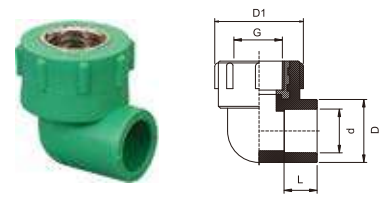
Nom Size	D	D1	d	d1	L	I	H
63X50	83.1	66.1	61.7	52.6	29.1	25.1	112.6
75X32	99.2	42.4	73.4	30.9	32	20.9	97.8
75X40	100.3	53.2	73.4	38.8	32	22.1	106.7
75X50	99.2	66.1	73.4	52.6	32	25.1	119.9
75X63	99.2	83.1	73.4	61.7	31.1	29.1	130
90X40	119.6	53.4	88.8	38.8	36	22.1	114.2
90X50	120.6	66.6	88.8	52.6	36	25.1	126.5
90X63	120.6	84.2	88.8	61.7	36	29.1	124.2
90X75	120.6	99.2	88.8	73.4	36	32	15.9
110X50	147.5	67.6	107.5	52.6	42	26.1	138.2
110X63	147.5	84.1	107.5	61.7	42	30.0	151.0
110X75	147.8	99.9	107.5	73.4	42	32	162.4
110X90	146.2	119.6	107.5	88.8	42	36	178



ITEM NO: PR007

● FEMALE THREAD BUSH

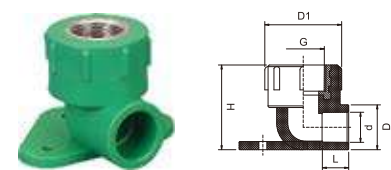
Nom Size	D	d	G	L	H
20X1/2"	43.6	19	1/2"	16.1	45.9
25X1/2"	43.6	24	1/2"	19.2	45.4
25X3/4"	49.5	24	3/4"	17.8	45.6
32X1"	64.4	30.9	1"	20.1	58.3
40X1-1/4"	76.8	38.8	1-1/4"	22.1	71.5
50X1-1/2"	86	48.9	1-1/2"	25.1	71.5
63X2"	95	61.7	2"	29.1	94.5
20X3/4"	49	19	3/4"	16.1	46.3
32X1/2"	46.8	30.5	1/2"	21.0	46.7
32X3/4"	48.8	30.5	3/4"	20.7	47.4
75X2-1/2"	116.7	73.64	2-1/2"	32	92
90X3"	135.4	89	3"	36	105
110X4"	166	108.56	4"	42	119.8



ITEM NO: PRE03

● FEMALE THREAD ELBOW

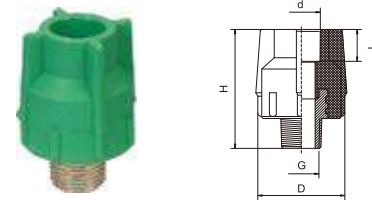
Nom Size	D	d	G	L	D1
20X1/2"	27.4	19	1/2"	16.1	43.2
20X3/4"	28	18.6	3/4"	16.1	47
25X1/2"	34.8	24	1/2"	18.1	44
25X3/4"	34.8	24	3/4"	18.1	49
32X1/2"	42.6	30.6	1/2"	20.1	49.7
32X3/4"	42.6	30.6	3/4"	20.1	48.3
32X1"	42.6	30.9	1"	20.6	65.0



ITEM NO: PRE04

● FEMALE THREAD ELBOW WALL PLATE

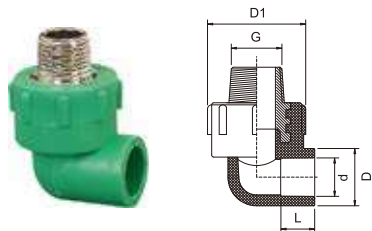
Nom Size	D	d	G	L	H	D1
20X1/2"	27.4	19	1/2"	16.1	49.3	43
25X1/2"	34.8	24	1/2"	18.1	55.3	43
25X3/4"	34.8	24	3/4"	18.1	54.1	49



ITEM NO: PR008

● MALE THREAD BUSH

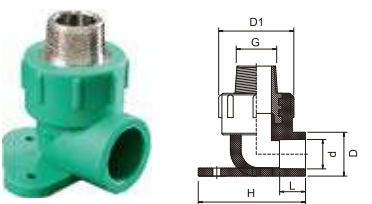
Nom Size	D	d	G	L	H
20X1/2"	44	19	1/2"	16.1	61.7
25X1/2"	44	24	1/2"	18.1	62.0
25X3/4"	49	24	3/4"	18.1	61.5
32X1"	64.4	30.9	1"	20.1	78.3
40X1-1/4"	76.8	38.8	1-1/4"	22.1	93.5
50X1-1/2"	86	48.9	1-1/2"	25.1	94.4
63X2"	95	61.7	2"	29.1	112
20X3/4"	48.7	19	3/4"	16.1	62
32X1/2"	46.4	30.5	1/2"	20.1	64.0
32X3/4"	49.1	30.5	3/4"	20.1	62
75X2-1/2"	116.7	73.6	2-1/2"	32.35	119
90X3"	135.4	88.3	3"	36.35	135
110X4"	166	107.9	4"	42.35	155.8



ITEM NO: PRE05

● MALE THREAD ELBOW

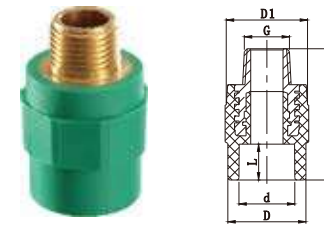
Nom Size	D	d	G	L	D1
20X1/2"	28.1	19	1/2"	16.1	43.5
20X3/4"	27.4	18.2	3/4"	16.2	47
25X1/2"	34.8	24	1/2"	18.1	44
25X3/4"	34.8	24	3/4"	18.1	49
32X1/2"	43.0	30.4	1/2"	20.2	48.6
32X3/4"	43.0	30.4	3/4"	20.2	49
32X1"	42.4	30.4	1"	20.8	65.1



ITEM NO: PRE06

● MALE THREAD ELBOW WALL PLATE

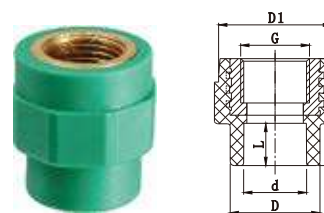
Nom Size	D	d	G	L	H	D1
20X1/2"	27.9	19	1/2"	16.1	64.2	43.5
25X1/2"	34.8	24	1/2"	18.1	68.4	43.5
25X3/4"	35.2	24	3/4"	18.1	72.8	49



ITEM NO: PR027

● II MALE THREAD BUSH


Nom Size	D	d	G	L	H	D1
20X1/2"	27.6	19.0	1/2"	16.1	63	41
25X1/2"	33.8	24.0	1/2"	18.5	64.5	35.2
25X3/4"	33.8	24.0	3/4"	15.5	57.6	43
32X1"	43.2	30.9	1"	18.5	64.5	50.2
50X1-1/2"	64.4	48.9	1-1/2"	23.6	76.6	69.2



ITEM NO: PR028

● II FEMALE THREAD BUSH

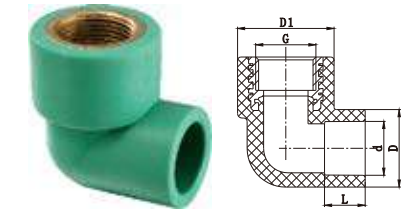
Nom Size	D	d	G	L	H	D1
20X1/2"	27.6	19.0	1/2"	15.0	40	41.1
25X1/2"	34.2	24.0	1/2"	15.5	41	35.3
25X3/4"	34.5	24.0	3/4"	16.1	41	43.4
32X1"	43.2	30.9	1"	18.5	46.5	50.2
50X1-1/2"	64.4	48.9	1-1/2"	23.6	56.6	69.2



ITEM NO: PR029

● II FEMALE THREAD TEE

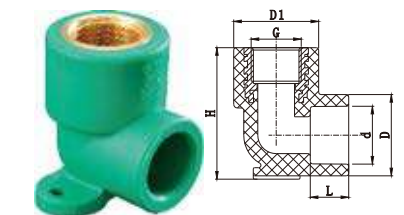
Nom Size	D	d	G	L	H	D1
20X1/2"	29	19.0	1/2"	16.1	57.3	38.4
25X1/2"	32.8	24.0	1/2"	15.5	64.2	36.2



ITEM NO: PR031

● II FEMALE THREAD ELBOW

Nom Size	D	d	G	L	D1
25X3/4"	34.8	24.0	3/4"	18.1	43.4
32X1"	42.6	30.9	1"	18.5	51



ITEM NO: PR032

● II FEMALE THREAD ELBOW WITH PLATE


Nom Size	D	d	G	L	H	D1
20X1/2"	29	19.0	1/2"	14	50.8	35.6
25X1/2"	34	24.0	1/2"	16.1	55	35.6



ITEM NO: PR034

● PPR CUTTER

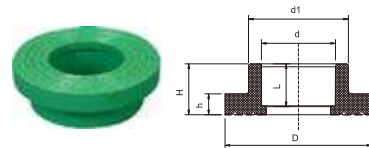
Nom Size	Carton size mm*mm*mm	Qty/ctn pc	Weight/ctn Kgs
20mm-32mm	504X486X217	50.0	26
20mm-63mm	450X440X330	20.0	23.3
20mm-110mm	365X380X325	12.0	22



ITEM NO: PRT04

MALE THREAD TEE

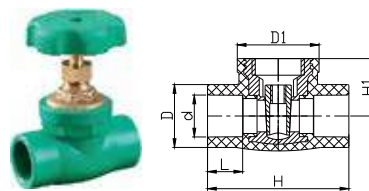
Nom Size	D	d	L	G	H	D1
20X1/2"	27.9	19	16.1	1/2"	56.4	43.5
25X3/4"	27.4	19	16.1	3/4"	62	47
25X1/2"	35.2	24	18.1	1/2"	64.2	44
25X3/4"	35.2	24	18.1	3/4"	64.2	49
32X1/2"	42.6	30.2	20.2	1/2"	70	46.4
32X3/4"	42.6	30.2	20.2	3/4"	76.5	49
32X1"	42.6	30.9	21.2	1"	81.2	65.1



ITEM NO: PR005

SHORT PIPE FOR FLANGE

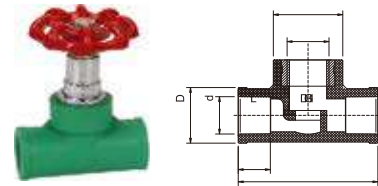
Nom Size	D	d	d1	L	H	h
40	77.3	38.8	52.6	22.2	26.8	11.4
50	86.6	48.9	66.7	24.3	30	13
63	99.8	61.7	83.1	28.7	33.7	14.3
75	121.6	73.4	99.9	31.5	36.7	16.8
90	140.5	88.8	120.8	36	41.6	18.3
110	166.6	107.5	146.4	42	48.2	20.1
160	211	157	189.5	56.5	63	21.4



ITEM NO: PRG001

GATE VALVE

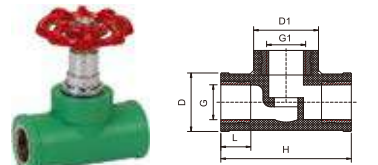
Nom Size	d	D	D1	L	H	H1
20	19.2	28.8	37.5	16.1	64.8	26.3
25	24.2	34	45	18.1	23	32.5
32	31.2	42.4	50	20.1	78	36.4
40	39	52.6	60	22.1	89	45.1
50	49.1	66.1	72	25.1	105	49.9
63	61.9	83.1	85	29.1	129	60



ITEM NO: PR011

STOP VALVE

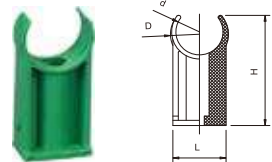
Nom Size	D	d	G	L	H	D1
20	29.0	19	1/2"	16.1	70.7	34.8
25	36.8	24	3/4"	18.1	83	44.7
32	43.4	30.9	3/4"	20.1	86.5	45.2
40	55.6	38.6	1"	22.5	97.4	55.5
50	70.1	48.9	1-1/4"	25.5	121.6	66.3
63	87.1	61.7	1-1/2"	28.7	133.1	74.8
75	103.2	73.4	2-1/4"	32	167.6	98
90	123.6	88.8	2-3/4"	36	201.9	118
110	149.5	107.5	3-1/2"	42	245.6	147



ITEM NO: PR011

STOP VALVE(W/SCREW END)

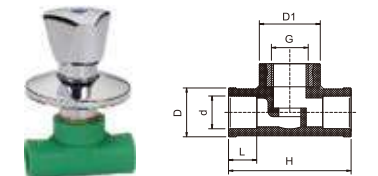
Nom Size	D	G	G1	L	H	D1
20	34.7	1/2"	1/2"	16.1	70.4	35.3
25	40.2	3/4"	3/4"	18.1	83.7	44.6
32	47.4	1"	1"	20.1	87.2	45.9



ITEM NO: PR010

U-PIPE TRACKET

Nom Size	D	d	L	H
20	24	19.5	22	46.8
25	32.8	24.5	29.8	52.4
32	40.5	31.5	37	57
40	50	39.5	40.3	64
50	61.2	49.5	44	69.8
63	77	62.5	60	80



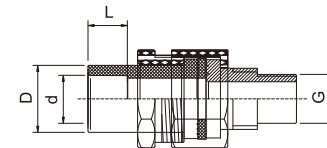
ITEM NO: PR017

I STOP VALVE WITH CROM HANDLE

Nom Size	D	d	G	L	H	D1
20	29.0	19	1/2"	16.1	70.7	34.8
25	36.8	24	3/4"	18.1	83	44.7
32	43.4	30.9	3/4"	20.1	86.5	45.2



ITEM NO: PR009



COMBINING JOINT

Nom Size	D	d	L	G
20	27.4	19	16.1	1/2"
25	34.8	24	18.1	3/4"
32	42.4	30.9	20.1	1"



ITEM NO: PR014

COMPACT BALL VALVE

Nomial diameter D mm					
20	25	32	40	50	63



ITEM NO: PR012

STEEL FLANGE SOCKET


Nomial diameter D mm					
40	50	63	75	90	
110	160				



ITEM NO: PR013

HEAT-FUSED MACHINE HEAT-FUSED JOINT

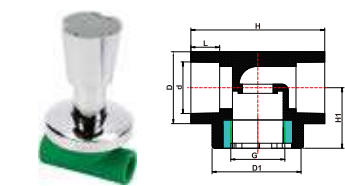
∅ 20—∅ 63	∅ 20	∅ 25
	∅ 32	∅ 40
	∅ 50	∅ 63
∅ 75—∅ 110	∅ 75	∅ 90
	∅ 110	



ITEM NO: PR019

UNION

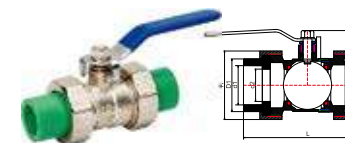
Nom Size	D1	D2	d1	I	L
20	47.7	28.3	19/20.8/21.2	22.5	58.7
25	57.3	34.8	24/25.2/25.8	24.0	64.2
32	68.2	42.4	30.9/32.6/33	27.4	71.2
40	82.2	52	38.8/40.9	31.0	86.4
50	98.3	61.5	46.9/48.9	34	90.5
63	120	75.8	58.5/61.7	38.6	107.0



ITEM NO: PR018

II STOP VALVE WITH CROME HANDLE

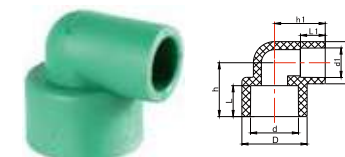
Nom Size	D	d	G	L	H	D1	H1
20X3/4"	28	19	3/4"	16	73.6	44.8	29.4
25X1"	33.2	24	1"	16.5	80.5	56	35.9
32X1"	43.2	30.9	1"	17.3	80.5	53.5	36.4



ITEM NO: PR020

TRUE UNION BALL COCK

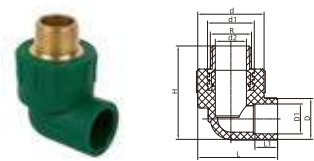
Nom Size	D1	d1	d2	I	L	H	A
20	27.4	19	15	19.0	92.8	37.5	40.5
25	34.8	24	20	19	101.2	45.2	48.4
32	42.4	30.9	26.9	21	114.5	51.7	57.3
40	52.6	38.8	32	22.7	144.1	62	75.1
50	66.1	48.9	42	25.7	175.8	69.8	92.7
63	83	61.7	51	29.7	202.8	86.25	108



ITEM NO: PRR001

REDUCING ELBOW

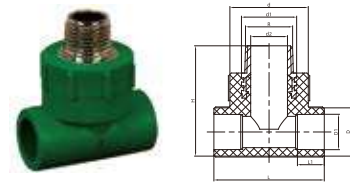
Nom Size	D	d	D1	d1	L	L1	h	h1
25X20	34.8	24	27.4	19	18.1	16.1	32.8	26.7
32X20	42.4	30.9	27.4	19	20.1	16.1	35	33
32X25	42.4	30.9	34.8	24	20.1	18.1	37	35
40X32	52.6	39	42.4	31.2	22.1	20.1	40.5	41.5



ITEM NO: PRIIE03

● MALE THREAD ELBOW

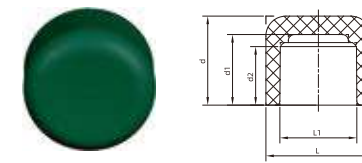
Nom Size	d	d1	d2	D	D1	L	L1	R	H
20X1/2"	36.7	25.5	15	26.2	19.2	46.4	14.6	1/2	59.1
20X3/4"	42.6	30	20	26.2	19.2	51.3	14.6	3/4	59.9
25X1/2"	36.7	25.5	15	32.8	24.2	47.4	16.1	1/2	66.4
25X3/4"	42.6	30	20	32.8	24.2	53.3	16.1	3/4	67.2
32X1/2"	36.7	25.5	15	40.4	31.2	52.8	18.1	1/2	75.2
32X3/4"	42.6	30	20	40.4	31.2	55.3	18.1	3/4	76
32X1"	55.6	44.8	26	40.4	31.2	64.8	18.1	1	87.6



ITEM NO: PRIIT04

● MALE THREAD TEE

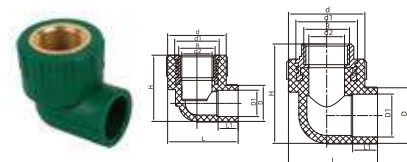
Nom Size	d	d1	d2	D	D1	L	L1	R	H
20X1/2"	36.7	25.5	15	26.2	19.2	56	14.6	1/2	59.1
20X3/4"	42.6	30	20	26.2	19.2	60	14.6	3/4	59.9
25X1/2"	36.7	25.5	15	32.8	24.2	58	16.1	1/2	66.4
25X3/4"	42.6	30	20	32.8	24.2	64	16.1	3/4	67.2
32X1/2"	36.7	25.5	15	40.4	31.2	64	18.1	1/2	75.2
32X3/4"	42.6	30	20	40.4	31.2	68	18.1	3/4	76
32X1"	55.6	44.8	26	40.4	31.2	74	18.1	1	87.6



ITEM NO: PRII006

● END CAP

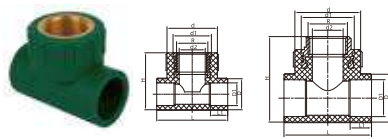
Nom Size	d	d1	d2	L	L1
20	22.2	17.6	14.6	26.2	19.2
25	24	18.6	16.1	32.8	24.2
32	28.4	22.6	18.1	40.4	31.2
40	31.6	24.6	20	49.8	39
50	35.3	26.9	23	62.7	49.1
63	41.1	31	27	78.9	61.9



ITEM NO: PRIIE03

● FEMALE THREAD ELBOW

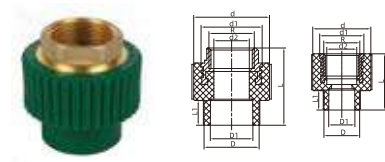
Nom Size	d	d1	d2	D	D1	L	L1	R	H
20X1/2"	36.7	27.1	15	26.2	19.2	46.4	14.6	1/2	45.1
20X3/4"	42.6	32.4	22	26.2	19.2	51.3	14.6	3/4	48.1
25X1/2"	36.7	27.1	15	32.8	24.2	47.4	16.1	1/2	52.4
25X3/4"	42.6	32.4	22	32.8	24.2	53.3	16.1	3/4	52.4
32X1/2"	36.7	27.1	15	40.4	31.2	54.8	18.1	1/2	61.2
32X3/4"	42.6	32.4	22	40.4	31.2	55.3	18.1	3/4	61.2
32X1"	55.6	44.8	26	40.4	31.2	64.8	18.1	1	72.2
40X1-1/4"	70.4	54.6	36	49.8	39	83.2	20.2	1-1/4	87.9
50X1-1/2"	79	63	42	62.7	49.1	94.5	23.9	1-1/2	103.9
63X2"	88.1	74.5	52	79.7	61.9	105.1	27.9	2	124.2



ITEM NO: PRIIT03

● FEMALE THREAD TEE

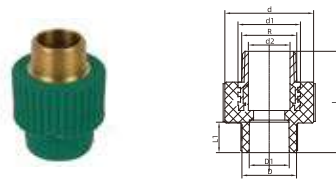
Nom Size	d	d1	d2	D	D1	L	L1	R	H
20X1/2"	36.7	27.1	15	26.2	19.2	56	14.6	1/2	45.1
20X3/4"	42.6	32.4	22	26.2	19.2	60	14.6	3/4	48.1
25X1/2"	36.7	27.1	15	32.8	24.2	58	16.1	1/2	52.4
25X3/4"	42.6	32.4	22	32.8	24.2	64	16.1	3/4	52.4
32X1/2"	36.7	27.1	15	40.4	31.2	64	18.1	1/2	61.2
32X3/4"	42.6	32.4	22	40.4	31.2	68	18.1	3/4	61.2
32X1"	55.6	44.8	26	40.4	31.2	74	18.1	1	72.2
40X1-1/4"	70.4	49.6	36	49.8	39	96	20.2	1-1/4	87.9
50X1-1/2"	79	63	42	62.7	49.1	110	23.9	1-1/2	103.9
63X2"	88.1	74	52	79.7	61.9	122	27.9	2	124.2



ITEM NO: PRII007

● FEMALE THREAD BUSH

Nom Size	d	d1	d2	D	D1	L	L1	R
20X1/2"	36.7	27.1	15	26.2	19.2	38.4	14.6	1/2
20X3/4"	42.6	32.4	22	26.2	19.2	41.2	14.6	3/4
25X1/2"	36.7	27.1	15	32.8	24.2	42.1	16.1	1/2
25X3/4"	42.6	32.4	22	32.8	24.2	41.9	16.1	3/4
32X1/2"	36.7	27.1	15	40.4	31.2	44.5	18.1	1/2
32X3/4"	42.6	32.4	22	40.4	31.2	45.9	18.1	3/4
32X1"	55.6	44.8	26	40.4	31.2	56.6	18.1	1
40X1-1/4"	70.4	54.6	36	52.8	39	66.2	20.6	1-1/4
50X1-1/2"	81.6	63	42	66	49.1	72.1	23.6	1-1/2
63X2"	96	74	52	81.8	61.9	82.4	27.1	2



ITEM NO: PRII008

● MALE THREAD BUSH

Nom Size	d	d1	d2	D	D1	L	L1	R
20X1/2"	36.7	25.5	15	26.2	19.2	52.4	14.6	1/2
20X3/4"	42.6	30	20	26.2	19.2	48.6	14.6	3/4
25X1/2"	36.7	25.5	15	32.8	24.2	50.2	16.1	1/2
25X3/4"	42.6	30	20	32.8	24.2	56.7	16.1	1/2
32X1/2"	36.7	25.5	15	40.4	31.2	52.6	18.1	1/2
32X3/4"	42.6	30	20	40.4	31.2	53.3	18.1	3/4
32X1"	55.6	44.8	26	40.4	31.2	72	18.1	1
40X1-1/4"	70.4	52.5	34	52.5	39	80.5	20.7	1-1/4
50X1-1/2"	81.6	58.9	40	66	49.1	86.5	23.8	1-1/2
63X2"	96	69.5	50	81.8	61.9	99.5	27.1	2

PPH THREAD FITTINGS

(IRAM13478)

PRESSURE FOR HOT AND COLD



IRAM 13478

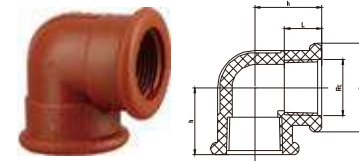
PPH THREAD FITTINGS



ITEM NO: THP01

● PPH PIPE

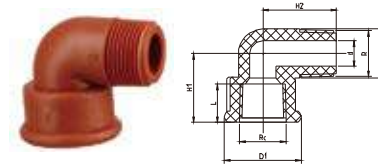
Nom Size	Outer Dia	Wall Thickness
1/2"	21.3	3.4
3/4"	26.9	3.9
1"	33.7	4.9



ITEM NO: TH001

● 90° ELBOW

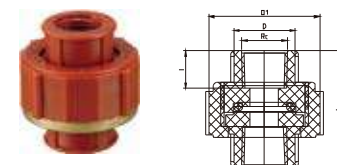
Nom Size	D	Rc	L	h
1/2"	34.5	1/2"	17	31.75
3/4"	41.5	3/4"	17.5	31.5
1"	50.5	1"	21	39.25
1-1/4"	61	1-1/4"	20	41.5
1-1/2"	67	1-1/2"	21	47
2"	85.5	2"	25.5	57.5



ITEM NO: TH002

● 90° ELBOW M/F

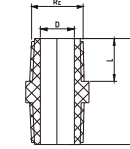
Nom Size	D1	D2	Rc	R	L	d	H1	H2
1/2"	34.5	22	1/2"	1/2"	17	11.5	30.8	33
3/4"	41.5	27	3/4"	3/4"	17.5	16	35	38.5



ITEM NO: TH003

● UNION

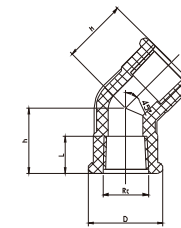
Nom Size	D	D1	Rc	L	l
1/2"	28	51	1/2"	53	18
3/4"	33.6	58	3/4"	57.5	20
1"	42.02	68.5	1"	47	18.5
1-1/4"	56.99	83	1-1/4"	56.5	21.5
1-1/2"	62	89	1-1/2"	74.5	21.5
2"	73.4	104	2"	95.5	25.5



ITEM NO: TH004

● NIPPLE

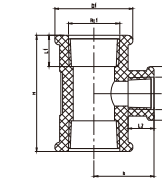
Nom Size	D	Rc	L	H
1/2"	13.2	1/2"	16.5	41.5
3/4"	17	3/4"	17.2	43.9
1"	21.5	1"	19.9	49
1-1/4"	29	1-1/4"	16.8	43.4
1-1/2"	33	1-1/2"	16.8	44.3
2"	42	2"	25	59



ITEM NO: TH006

● 45° ELBOW

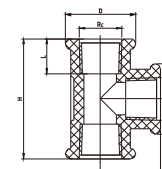
Nom Size	D	Rc	L	h
1/2"	34.5	1/2"	17	30



ITEM NO: TH013

● REDUCING TEE

Nom Size	D1	D2	Rc1	Rc2	L1	L2	H	h
1"X1/2"	50.5	34.5	1"	1/2"	20	17	75	39
1"X3/4"	50.5	41.5	1"	3/4"	20	17.5	75	40.5
3/4"X1/2"	41.5	34.5	3/4"	1/2"	17	17.5	64.5	32.3



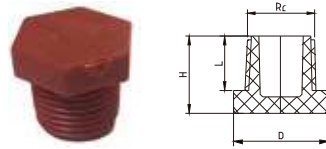
ITEM NO: TH008

● TEE

Nom Size	D	Rc	L	H	h
1/2"	34.5	1/2"	17	59	29.5
3/4"	41.5	3/4"	17.5	64.5	33
1"	50.5	1"	20	77.5	39
1-1/2"	67	1-1/2"	22	94	47
1-1/4"	61	1-1/4"	20	83	41.5
2"	85.5	2"	25.5	115	57.5

PPH THREAD FITTINGS

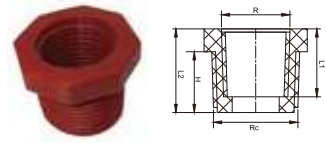
IRAM 13478



ITEM NO: TH009

● PLUG MALE

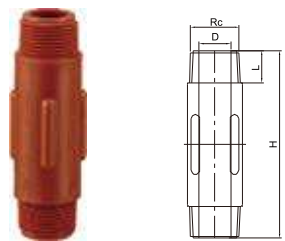
Nom Size	D	Rc	L	H
1/2"	28.5	1/2"	16.2	23
3/4"	36	3/4"	16.7	23.7
1"	34	1"	18	25.5
1-1/2"	50	1-1/2"	24	32
1-1/4"	43.8	1-1/4"	22	30
2"	61	2"	27.5	36



ITEM NO: TH010

● REDUCING BUSH

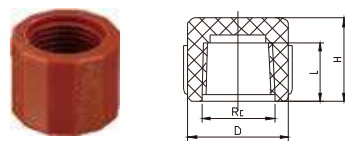
Nom Size	Rc	R	L1	L2	H
3/4"X1/2"	1/2"	3/4"	20.8	18.6	25.6
1X1/2"	1/2"	1"	17	19.9	27.4
1X3/4"	3/4"	1"	17.5	19.9	27.4
1-1/4X3/4"	3/4"	1-1/4"	17.5	20.5	28.5
1-1/4X1"	1"	1-1/4"	20	20.5	28.5
1-1/2X3/4"	3/4"	1-1/2"	17.5	20.8	29
1-1/2X1-1/4"	1-1/4"	1-1/2"	21	20.8	29
1-1/2"X1"	1"	1-1/2"	20	20.8	29
2X1-1/4"	1-1/4"	2"	21	24.5	36
2"X1"	1"	2"	20	24.5	36
2"X1-1/2"	1-1/2"	2"	24	24.5	36



ITEM NO: TH011

● LONG NIPPLE

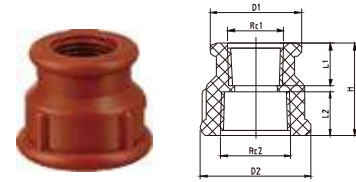
Nom Size	D	Rc	L	H
1/2"X4"	13	1/2"	16	100
1/2"X6"	13	1/2"	16	150
3/4"X4"	17	3/4"	17	100



ITEM NO: TH012

● FEMALE CAP

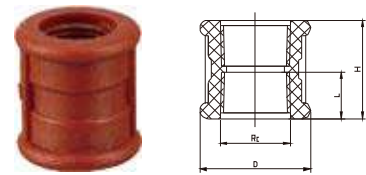
Nom Size	D	Rc	L	H
1/2"	29	1/2"	17	24
3/4"	36	3/4"	17.5	25



ITEM NO: TH005

● REDUCING COUPLING

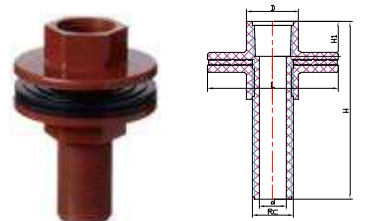
Nom Size	D1	D2	Rc1	Rc2	L1	L2	H
1/2"X3/4"	34.5	41.5	1/2"	3/4"	16	16.5	34.7
1X1/2"	29.5	50.5	1/2"	1"	16	21	39.5
1X3/4"	41.5	50.5	3/4"	1"	16.5	21	40



ITEM NO: TH007

● COUPLING

Nom Size	D	Rc	L	H
1/2"	34.5	1/2"	36.5	17
3/4"	41.5	3/4"	37	17.5
1"	82	1"	40	19
1-1/4"	61	1-1/4"	45	21
1-1/2"	53	1-1/2"	45	21
2"	44.4	2"	54	25.5



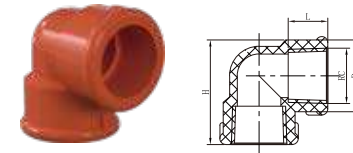
ITEM NO: TH014

● TANK CONNECTOR

Nom Size	D	d	L	H	H1	G
1/2"	26.5	14	66	90	17.5	1/2"
3/4"	34	18.5	66	92	18.5	3/4"
1"	41	25	78	96.5	22	1"
1-1/4"	51	33	86	100	24	1-1/4"
1-1/2"	60	38.5	99	97.5	21	1-1/2"
2"	72.25	49	109.2	99	25	2"

IRAM 13478

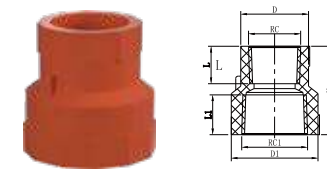
PPH THREAD FITTINGS



ITEM NO: THII001

● 90° ELBOW

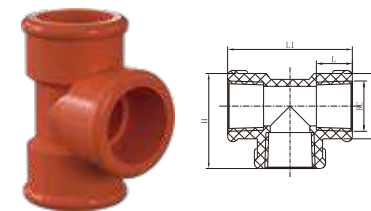
Nom Size	D	L	H	RC
1/2"	27.2	15	39.6	1/2"
3/4"	34.8	16	47.4	3/4"



ITEM NO: THII005

● REDUCING COUPLING

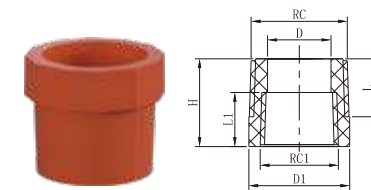
Nom Size	D	D1	L	L1	H	RC	RC1
3/4"X1/2"	27.2	34.8	15	16	35.5	1/2"	3/4"



ITEM NO: THII008

● TEE

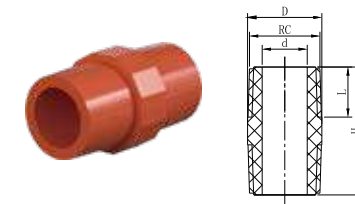
Nom Size	D	L	L1	H	RC
1/2"	27.2	15	52	39.6	1/2"
3/4"	34.8	16	60	47.7	3/4"



ITEM NO: THII010

● REDUCING BUSH

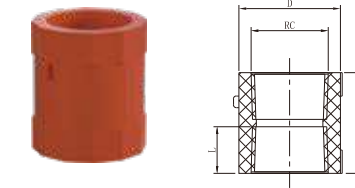
Nom Size	D	D1	L	L1	H	RC	RC1
3/4"X1/2"	17	27	15.5	14.5	23.5	1/2"	3/4"



ITEM NO: THII004

● NIPPLE

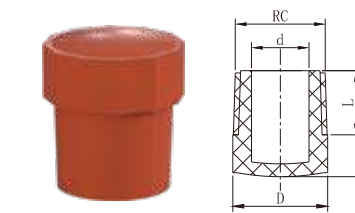
Nom Size	d	D	L	H	RC
1/2"	13	21.5	14.5	37	1/2"
3/4"	17.5	27	15.5	38.5	3/4"



ITEM NO: THII007

● COUPLING

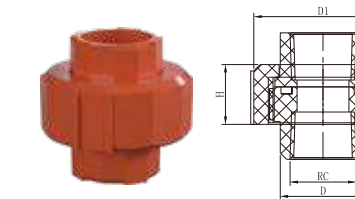
Nom Size	D	L	H	RC
1/2"	27.2	15	32	1/2"
3/4"	34.8	16	34.5	3/4"



ITEM NO: THII009

● MALE PLUG

Nom Size	d	D	L	H	RC
1/2"	13	21.5	14.5	24	1/2"
3/4"	17.5	27	15.5	26.1	3/4"



ITEM NO: THII003

● UNION

Nom Size	D	D1	L	H	RC
1/2"	27.2	44	15	19	1/2"
3/4"	32.7	53	16	18.7	3/4"




PVC PIPES & FITTINGS FOR DRAINAGE

DRAINAGE



BS1329 BS1401 PVC PIPES & FITTINGS FOR DRAINAGE



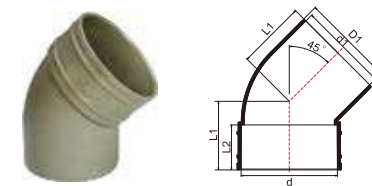
ITEM NO: UD001

● DRAINAGE PIPES THE METRLC SYSTEM

Nom Size	Outer Dia	Wall Thickness
50	50	2.0
75	75	2.3
80	80	2.0
100	100	3.0
110	110	3.2
160	160	4.0
200	200	4.9
250	250	6.2

● DRAINAGE PIPES THE BS SYSTEM

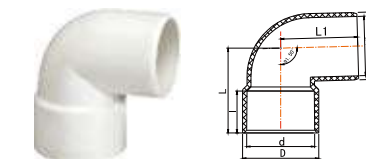
Nom Size	Outer Dia	Wall Thickness
1-1/4"	36.3	2.2
1-1/2"	42.9	2.3
2"	55.9	2.2
3"	32.6	3.2
4"	110	3.2
6"	160	4.0
8"	200	4.9
10"	250	6.2



ITEM NO: UDE006

● 45° ELBOW M/F DIN

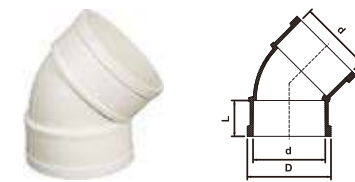
Nom Size	d	d1	D1	L2	L1
110	110	103.6	110	51.7	78.8



ITEM NO: UDE010

● 90° ELBOW M/F BS

Nom Size	D	d	d1	G	L
25X3/4"	33.3	25	43	3/4"	19.5



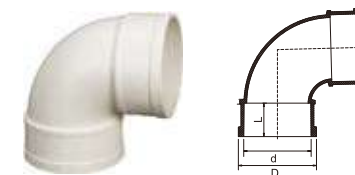
ITEM NO: UDE003

● 45° ELBOW DIN

Nom Size	D	d	L
50	58.4	50	25
63	71.4	63.4	42
75	83.5	75	40
110	120.6	110	48
160	173.6	160	58
200	216	200	70
250	266.6	250	75

● 45° ELBOW BS

Nom Size	D	d	L
1-1/2"	52	42.9	23
1-1/4"	42.5	36.5	24.5
2"	62	55.9	29
3"	91.2	82.6	40
4"	120.6	110	48
6"	173.6	160	58
8"	216	200	70
10"	266.8	250	75



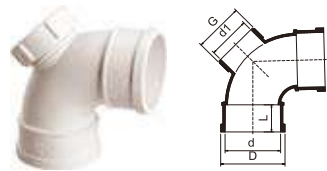
ITEM NO: UDE001

● 90° ELBOW DIN

Nom Size	D	d	L
50	58.4	50	25
75	83.5	75	40
110	120.6	110	48
160	173.6	160	58
200	216	200	70
250	266.6	250	75

● 90° ELBOW BS

Nom Size	D	d	L
1-1/4"	42.5	36.3	24.5
1-1/2"	52	42.9	23
2"	62	55.9	29
3"	91.2	82.6	40
4"	120.6	110	48
6"	173.6	160	58
8"	216	200	70
10"	266.8	250	75
12"	334.5	316.2	75



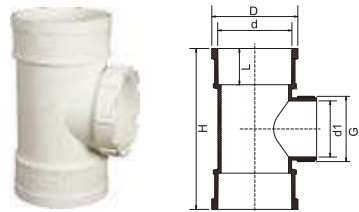
ITEM NO: UDE002

90° ELBOW (WITH INSPECTION PORT) DIN

Nom Size	D	d	L	G	d1
40	44.3	40.3	23.3		20.18
50	58.4	50	25	M45X2	38.8
75	83.5	75	40	M45X2	38.2
110	120.6	110	48	M72X2	63.5
160	173.6	160	58	M72X2	63.5

90° ELBOW (WITH INSPECTION PORT) BS

Nom Size	D	d	L	G	d1
2"	62	55.9	29	M45X2	38.8
3"	91.2	82.6	40	M45X2	38.2
4"	120.6	110	48	M72X2	62.8
6"	173.6	160	58	M72X2	61.2



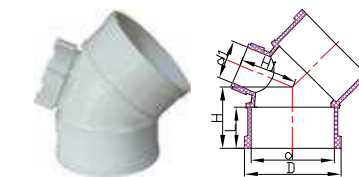
ITEM NO: UD002

INSPECTION PORT DIN

Nom Size	D	d	L	G	d1	H
50	58.4	50	25	M45X2	38.8	111
75	83.5	75	40	M72X2	63.5	168.8
110	120.6	110	48	M105X3	96.5	230
160	173.6	160	58	M105X3	94.3	275
200	216	200	70	M145X4	134	335
250	266.6	250	75	M145X4	133	361

INSPECTION PORT BS

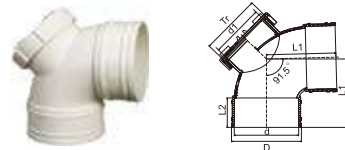
Nom Size	D	d	L	G	d1	H
2"	62	55.9	29	M45X2	38.8	111
3"	91.2	82.6	40	M72X2	63.5	168.8
4"	120.6	110	48	M105X3	96.5	230
6"	173.6	160	58	M105X3	94.3	275
8"	216	200	70	M145X4	134	335
10"	266.6	250	75	M145X4	133	361



ITEM NO: UDE011

45° ELBOW (WITH INSPECTION PORT)

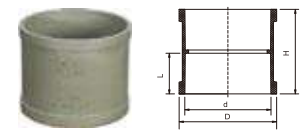
Nom Size	D	d	d1	L	H	H1
50	58.4	50.4	23.3	25	37	34.41



ITEM NO: UDE005

90° DOOR ELBOW BS

Nom Size	D	d	L2	Tr	d1	L1
3"	92.5	82.6	43	Tr76X4	66.5	96
4"	120	110	51.3	Tr104X4	90.4	119.3



ITEM NO: UD003

COUPLING DIN

Nom Size	D	d	L	H
50	58.4	50	25	52
75	83.5	75	40	82
110	120.6	110	48	99
160	173.6	160	58	120
200	216	200	70	144.5
250	266.6	250	75	155
315	334.5	316.2	75	158

COUPLING BS

Nom Size	D	d	L	H
1-1/4"	42.5	40.4	24.5	51.5
1-1/2"	52	42.9	23	48.5
2"	62	55.9	29	61
3"	91.2	82.6	40	82
4"	120.6	110	48	99
6"	173.6	160	58	125
8"	216	200	70	144.5
10"	266.6	250	75	155




ITEM NO: UD008

CLEAN OUT DIN

Nom Size	D	d	H
50	50	46	39
75	75	70.4	54
100	100	94	64
110	110	103.6	64.5
125	125	118.6	70.5
160	160	152	78
200	200	191	97.5

CLEAN OUT BS

Nom Size	D	H
1-1/4"	36.3	40
1-1/2"	42.9	48.5
2"	55.9	61
3"	82.6	82
4"	110	99
6"	160	125



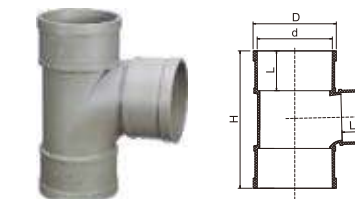
ITEM NO: UDT001

DOWNSTREAM TEE DIN

Nom Size	D	d	L	H
50	58.4	50	25	106
75	83.5	75	40	166
110	120.6	110	48	219
160	173.6	160	58	296
200	216	200	70	355
250	266.6	250	75	423

DOWNSTREAM TEE BS

Nom Size	D	d	L	H
1-1/4"	42.7	36.3	23	99
1-1/2"	52	42.9	23	100.5
2"	62	55.9	29	133
3"	91.2	82.6	40	170
4"	120.6	110	48	219
6"	173.6	160	58	296
8"	216	200	70	355
10"	266.8	250	75	423



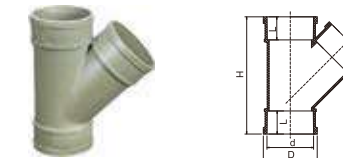
ITEM NO: UDT002

REDUCING DOWNSTREAM TEE DIN

Nom Size	D	d	L	H	D1	d1	L1
75X50	83.5	75	40	138	58.4	50	25
110X50	120.6	110	48	155	58.4	50	25
110X75	120.6	110	48	185	83.5	75	40
160X110	173.6	160	58	238	120.6	110	48
200X160	216	200	70	320	173.6	160	58
250X200	266.6	250	75	382.9	214.6	200	70

REDUCING DOWNSTREAM TEE BS

Nom Size	D	d	L	H	D1	d1	L1
3"X2"	91.2	82.6	40	138	62	55.9	29
4"X2"	120.6	110	48	155	62	55.9	29
4"X3"	120.6	110	48	185	91.2	82.6	40
6"X4"	173.6	160	58	238	120.6	110	48
8"X6"	216	200	70	320	173.6	160	58
10"X8"	266.6	250	75	382.9	216	200	70



ITEM NO: UDT003

SKEW TEE DIN

Nom Size	D	d	L	H
50	58.4	50	25	127
75	83.5	75	40	192
110	120.6	110	48	259
160	173.6	160	58	257
200	212.8	200.9	70	442

SKEW TEE BS

Nom Size	D	d	L	H
1-1/2"	52	42.9	23	121.1
2"	62	55.9	29	152.1
3"	91.2	82.6	40	195
4"	120.6	110	48	259
6"	173.6	160	58	257



ITEM NO: UDT004

REDUCING SKEW TEE DIN

Nom Size	D	d	L	H	D1	d1	L1
75X50	83.5	75	40	154	58.4	50	25
110X50	120.6	110	48	174	58.4	50	25
110X75	120.6	110	48	208	83.5	75	40
160X110	173.6	160	58	279.5	20.6	110	48

REDUCING SKEW TEE BS

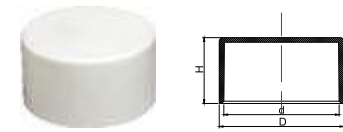
Nom Size	D	d	L	H	D1	d1	L1
4"X2"	120.6	110	48	174	62	55.9	29
6"X4"	173.6	160	58	279.5	120.6	110	48



ITEM NO: UDT006

REDUCING COUPLING BS

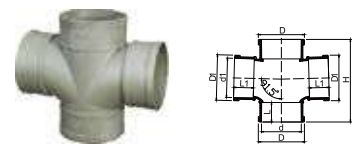
Nom Size	D	d	L	D1	d1	L1	H
1-1/2"X1-1/4"	47.2	42.9	29	40.5	36.3	20	60
2"X1-1/4"	60.5	55.9	29	40.45	36.45	20	65
2"x3/4"	60.5	55.9	29	30	27	19.5	59.5
3"X2"	88.1	82.6	40	60.5	55.9	29	98
4"X2"	116.9	110	50	60.5	55.9	29	108
4"X3"	116.9	110	50	88.1	82.6	40	120



ITEM NO: UDEC01

● END CAP

Nom Size	D	d	L	H
1-1/2"	47.7	43.1	23	26
2"	61	56.4	29	32
3"	87.5	82.9	50	53



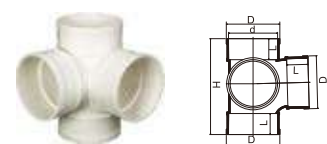
ITEM NO: UDC001

● PLANE CROSS DIN

Nom Size	D	d	L	H	D1	d1	L1
50	58.4	50	25	106	58.4	50	25
75	83.5	75	40	166	83.5	75	40
110	120.6	110	48	219	120.6	110	48
125	132.2	125.6	51.5	254	132.2	125.6	51.5
160	173.6	160	58	296	173.6	160	58
75X50	83.5	75	40	138	58.4	50	25
110X50	120.6	110	48	155	58.4	50	25
110X75	120.6	110	48	185	83.5	75	40
160X110	173.6	160	58	238	120.6	110	48

● PLANE CROSS BS

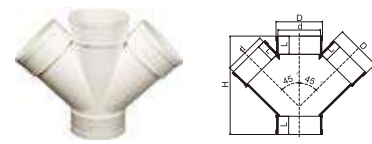
Nom Size	D	d	L	H	D1	d1	L1
4"	120.6	110	48	219	120.6	110	48
6"	173.6	160	58	296	173.6	160	58
3"X2"	91.2	82.6	40	138	62	55.9	29
4"X2"	120.6	110	48	155	62	55.9	29
6"X4"	216	200	70	238	120.6	110	48



ITEM NO: UDC002

● CUBIC CROSS DIN

Nom Size	D	d	L	H
110	120.6	110	48	219



ITEM NO: UDC003

● SKEW CROSS DIN

Nom Size	D	d	L	H
110	120.6	110	48	219



ITEM NO: UDS003

● P-TRAP DIN

Nom Size	D	d	L	d1	G
50	58.4	50	25	38.8	M45X2
63	69.5	63.5	38	37	M43X2
75	83.5	75	40	38.2	M45X2
80	85.5	80.5	42.5	49.8	M55.8X2
110	120.6	110	48	63.5	M72X2
160	173.6	160	58	63.5	M72X2



ITEM NO: UDS002

● DOUBLE SOCKET TRAP DIN

Nom Size	D	d	L	A	B	B1	G	L1
50	58.4	50	25	106.5	25	61	M45X2	86.3
75	83.5	75	40	158.2	37.5	93	M45X2	131.5
110	120.6	110	48	218.2	55	129.2	M72X2	182.7
160	173.6	160.8	58	271.16	79.98	179.36	M72X2	253.66

● DOUBLE SOCKET TRAP BS

Nom Size	D	d	L	A	B	B1	G	L1
2"	62	55.9	29	106.5	25	61	M45X2	86.3
3"	91.2	82.6	40	158.2	37.5	93	M45X2	131.5
4"	120.6	110	48	218.2	55	129.2	M72X2	182.7
6"	173.6	160	58	275	80	179.4	M72X2	253.7



ITEM NO: UDS001

● SINGLE SOCKET TRAP DIN

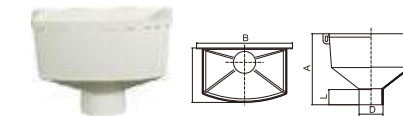
Nom Size	D	d	L	d1	d2	G
50	58.4	50	25	38.8	50	M45X2
75	83.5	75	40	38.2	75	M45X2
110	120.6	110	48	63.5	110	M72X2
160	173.6	160	58	63.5	160	M72X2



ITEM NO: UD005

● WC CONNECTOR DIN

Nom Size	D	d	L	D1	d1	L1	H
110	134.3	125	43.8	117	110	48	95



ITEM NO: UD006

● SQUARE RAIN WATER HOPPER DIN

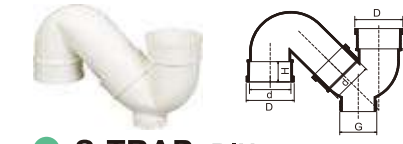
Nom Size	D	L	A	B
50	70	40	210	280
75	102.2	45	230.9	332
110X75	102.2/69.6	55/45	278.9	332
160	160	56.5	232	358.2



ITEM NO: UD009

● WATER BASIN CONNECTOR DIN

Nom Size	d	D	G	L	L1
50X40	50.0	54.4	G 1-1/2"	25	55
50X50	50.0	54.4	G 2"	25	55



ITEM NO: UDS004

● S-TRAP DIN

Nom Size	D	d	H	G
50	58.4	50	25	M45X2
63	69.5	63.5	36	M43X2
75	83.5	75	40	M45X2
80	84.9	80.5	42.5	M55.8X2
110	120.6	110	48	M72X2



ITEM NO: UDT008

● DOOR TEE

Nom Size	D	B	I	L	L1	L2
50	58.4		25	106	51	
110	110	86.5	51.3	250.3	130.2	142.1
160	160.6	111.5	60.3	288.2	144.1	144.1



ITEM NO: UDE004

● 90° ELBOW WITH SIDE PORT

Nom Size	d	D	L1	L2	L3
110	110	121	52	130.1	136.6



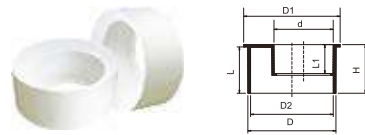
ITEM NO: UD015

● COUPLING EXTENSION DIN

Nom Size	D	L	L1
50	50	25	72.5
75	75	40	104.8
110	110	48	124
160	160	58	154.5

● COUPLING EXTENSION BS

Nom Size	D	L	L1
2"	55.9	29	72.5
3"	82.6	40	104.8
4"	110	48	124
6"	160	58	154.5



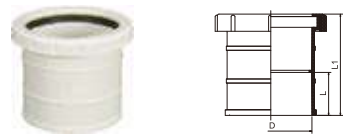
ITEM NO: UD004

● REDUCING BUSHES DIN

Nom Size	D	d	L	D1	D2	L1	H
75X50	75	50	40	82.1	70.4	25	42
110X50	110	50	48	119.4	103.4	25	50
110X75	110	75	48	119	103.4	40	50
160X110	160	110	58	171.6	151.8	48	60
200X160	200	160	70	213	190.9	58	73
250X200	250	200	75	260.6	239.9	70	80

● REDUCING BUSHES BS

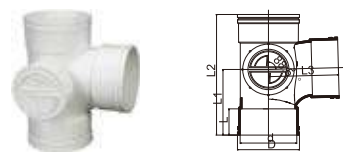
Nom Size	D	d	L	D1	D2	L1	H
2"X1-1/2"	55.9	42.9	29	62	50.4	22.5	31
3"X2"	82.6	55.9	40	91.2	76.9	29	42
4"X1-1/2"							
4"X2"	110	55.9	48	119.4	104	29	50
4"x2-1/2"	109.9	43.2	50	110.6	104.3	22.9	50
4"X3"	110	82.6	48	119.4	82.6	40	50
6"X4"	160	110	58	171.6	152	48	60
8"X6"	200	160	70	213	190.9	58	73
10"X8"	250	200	75	260.6	239.9	70	80
12"X8"	315.05	250.9	80	334	299.35	75	80



ITEM NO: UD014

● EXTENSION JOINT DIN

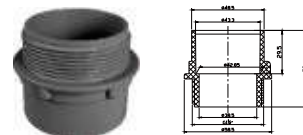
Nom Size	D	L	L1
50	50	25	62
75	75	40	94.3
110	110	48	112.2
125	125.6	51	138
160	160	58	146
200	200	70	171.5



ITEM NO: UDT007

● TEE WITH SIDE PORT


Nom Size	d	D	L	L1	L2	L3
110	110	121	52	130.1	239	136.6



ITEM NO: UD030

● MALE SOCKET

Nom Size	D1	D	d	d1	L	H	G
1-1/2"	58.5	48.5	42.9	38.5	29.5	52	1-1/2"
2"	71	61.5	55.9	51.5	31.8	54.5	2"



ITEM NO: UD007

● VENT CAP DIN

Nom Size	D	d	L	H	d1
50	54.4	50	25	49	19.8
63	69.6	63.6	35.78	70	/
75	80.1	75	40	82	39.8
110	117	110	48	99.9	61.1
160	168.6	160	58	143	82.3

● VENT CAP BS

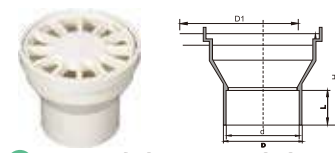
Nom Size	D	d	L	H	d1
2"	62	55.9	29	49	19.8
3"	91.2	82.6	40	82	39.8
4"	120.6	110	48	99.9	61.1
6"	173.6	160	58	143	82.3



ITEM NO: UDD001

● II-FLOOR DRAIN DIN

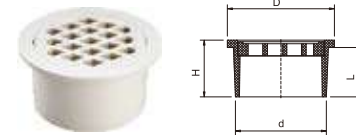
Nom Size	D	d	L	H
50	108	50	25	67
75	159	75	40	94



ITEM NO: UDD003

● BALCONY FLOOR DRAIN DIN

Nom Size	D	d	L	H	D1
50	54.4	50	25	59.5	81.4



ITEM NO: UDD004

● SIMPLE FLOOR DRAIN DIN

Nom Size	D	d	L	H
50	53	45	25	28.5
75	86	69	40	44
110	119	102.4	48	52.5
160	174	143.6	58	70

● SIMPLE FLOOR DRAIN BS

Nom Size	D	d	L	H
2"	53	55.9	24.8	28.5
3"	86	82.6	40	44
4"	119	102.4	48.5	52.5
6"	174	143.6	64	70



ITEM NO: UD012

● II-LIFTING LUG DIN

Nom Size	D	A1	A2	L1
50	50	37.7	34.4	52.5
75	75	50.5	47.4	65
110	110	71	68.5	90.6
160	160	95.5	94.9	115.7



ITEM NO: UD033

● U CLIP

Nom Size	d	D	D1	L	H
3"	82	90	129	57.5	102.5
4"	110	119	175	69	128.5



ITEM NO: UD011

● LIFTING LUG DIN

Nom Size	D	L	L1
50	50	72	38
75	75	98	51
110	110	133	69
160	160	190	100.6



ITEM NO: UD010

● PIPE CLAMP DIN

Nom Size	D	L	L1
50	50	72	38
75	75	98	51
110	110	133	69
160	160	190	100.6



ITEM NO: UD013

● LEAK PROOF RING DIN

Nom Size	d	D	D1	L	L1
50	50	54.2	73	15	5
75	75	70.4	105.6	20.5	7
110	110	117.0	140	20.5	7



ITEM NO: UDD002

● HIGH-DEEP FLOOR DRAIN DIN

Nom Size	D	d	L	H	D1
50	99.2	50	25	104.5	119
75	124	75	40	104.5	114.2



ITEM NO: UDD008

● JNL FLOOR DRAIN DIN


Nom Size	D	d	L	L1	L2
50	58.3	50	82.2	67.6	27.4



ITEM NO: UDD005

● SQUARE FLOOR DRAIN DIN

Nom Size	D	d	L	H	D1
50	54.4	50	25	75	105
110	117	110	48	104.4	182.4



ITEM NO: UDD020

● ROOF DRAIN FEMALE

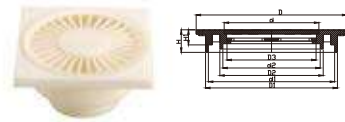
Nom Size	d1	D1	D2	L1	L2	H1	H2
75X63	63.0	75	164.9	60	45	181.7	111.6
110	110	122.1	164.9	60	45	179.2	111.6



ITEM NO: UDD021

● ROOF DRAIN MALE


Nom Size	d1	d2	D1	D2	L1	L2	H1	H2
110	63	102.6	109.95	164.9	52	67	188.7	118.6



ITEM NO: UDD045

● SQUARE FLOOR DRAIN II

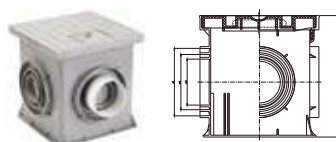
Nom Size	D	d	D1	L	H
50	54.1	50.4	98	16.7	49.9



ITEM NO: UDD046

● JR FLOOR DRAIN

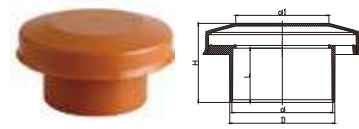
Nom Size	D	d	D1	d1	L	L1	L2	L3	H	H1	H2
125X110X50	110	102.5	57.5	50	53.55	25	119.75	90.75	120	64.5	67



ITEM NO: UDD047

● CATCH BASIN

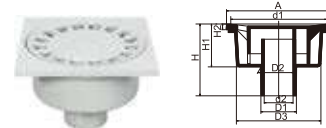
Nom Size	H	d1	d2	d3	d4
200X200	199	110	90	75	75.4
300X300	295	159.9	109.9	74.9	75.5
400X400	387	200.9	160.8	110.6	75.5



ITEM NO: UD037

● ROOF DRAIN

Nom Size	D	d	L	H	d1
110	116.7	112	60.2	87.7	103.5



ITEM NO: UDD015

● MALE FLOOR DRAIN DIN

Nom Size	d1	d2	D1	D2	D3	A	H	H1	H2
40	94	34.6	40	40.3	92.2	99	93	61	7.5
50X40	134	40.4	50	50.3	118.3	146	100.5	60	8
75X63	179.5	63.2	75	75.3	164	198.5	109.2	64.5	8
110	179.5	98	110	110.3	164	198.5	107.2	64.5	8



ITEM NO: UDD023

● APPLE GRATING (PP MATERIAL) BS

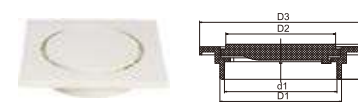
Nom Size	d1	d2	D1	D2	A	L	L1	L2	L3
2"	100.4	52.8	55.9	56.3	147	70.5	22.4	18	7



ITEM NO: UDD011

● FLOOR DRAIN (SNOW FLAKE) DIN

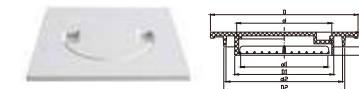
Nom Size	d1	D1	H1	H2	L
50	45.3	50	80.3	66	115.9



ITEM NO: UDD010

● FLOOR DRAIN COVER BS

Nom Size	d1	D1	D2	D3	H1	H2
15X15(mm)	101.96	110	99.5	147	29.4	31.8



ITEM NO: UDD010-1

● FLOOR DRAIN COVER BS

Nom Size	D	d	D1	d1	D2	d2	H1	H
15X15(mm)	149	96	100	88	122.7	117.2	15	23



ITEM NO: UDD010-2

● FLOOR DRAIN COVER BS


Nom Size	D	d	D1	d1	D2	d2	H1	H
15X15(mm)	150	97	94	86	122.7	117.2	15	22



ITEM NO: UDD048

● FLOOR DRAIN COVER BS

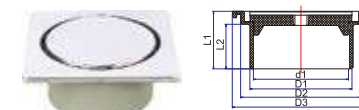
Nom Size	D	d	D1	d1	D2	d2	D3	H	H1
20X20(mm)	200.5	126.5	175.5	168	137.5	129.5	118.5	30	20



ITEM NO: UDD009

● FLOOR DRAIN BS


Nom Size	D1	d1	D2	d2	D3	d3	D4	d4	L1	L2	L3	L4
4"X3"X2"X1-1/2"	116.8	110	89	82.6	66	65.5	95.1	54.2	91.5	269.4	474.6	193.12



ITEM NO: UDD022

● FLOOR DRAIN COVER WITH STAINLESS COVER BS

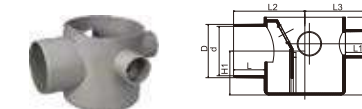
Nom Size	d1	D1	D2	D3	L1	L2
4"	102.5	110	130	145.6	62	48



ITEM NO: UDD012

● FLOOR DRAIN

Nom Size	d1	D1	d2	D2	d3	D3	L1	A1	H
100X75X50X50X50	110.7	117.5	75	82.4	50	57.7	51	57.5	157



ITEM NO: UDD007

● FLOOR DRAIN

Nom Size	d	D	d1	D1	L	L1	L2	L3	H	H1	H2
160X110X50	102.2	110	50	58.2	65.1	37.5	147.5	121.5	90.9	105.9	160.8



ITEM NO: UDD040

● FLOOR TRAP WITH COVER


Nom Size	D	d	D1	d1	D2	d2	D3	d3	L	L2	L3	h	H
100X75X50X40	105.6	101.6	79	75	54	50	46	40	42	40	20.5	50	150



ITEM NO: UDD041

● GULLY TRAP LOWER TYPE DIN STANDARD

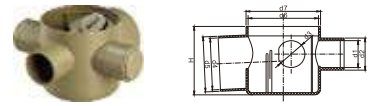
Nom Size	D	d	D1	d1	L1	h	H
100X50X40	105.6	101.6	46	40	39	50	150



ITEM NO: UDD024

● FLOOR DRAIN

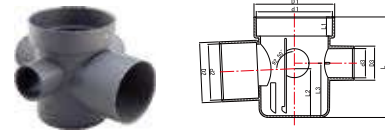
Nom Size	D	d	D1	d1	D2	d2	L1	L2	H1	H2	H3
4"X3"	116.8	110.4	89	82.6	51	43.3	108	51.5	90.3	100.1	169



ITEM NO: UDD027

GULLY TRAP LOWER TYPE

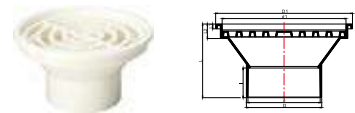
Nom Size	d1	d2	d3	d4	d5	d6	d7	H
4X3X2X1-1/2"	43.2	51.5	43.2	82.9	88.4	110.5	117	109.8



ITEM NO: UDD034

BH FLOOR DRAIN

Nom Size	D1	d1	D2	d2	D3	d3	L1	L2	L3	L
4"X3"X2"X1-1/2"	117	110	89	83	51.5	43.3	28.3	72.3	80.5	149



ITEM NO: UDD026

FLOOR DRAIN

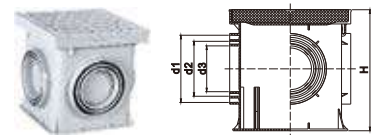
Nom Size	D	d	D1	d1	I	L1	L2	L
6"X4"	117	110	210	190	46.5	7.5	22.7	115.5



ITEM NO: UDD035

FLOOR DRAIN

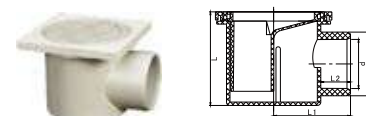
Nom Size	D	d	D1	d1	L	L1	H
50	56.2	50	104.3	98.2	30.3	75	87.8



ITEM NO: UDD028

CATCH BASIN SQARE

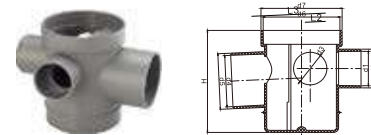
Nom Size	H	d1	d2	d3
200X200	199	110	90	75



ITEM NO: UDD032

II JNL FLOOR DRAIN

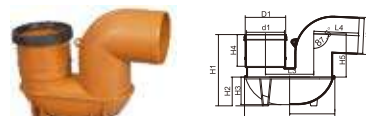
Nom Size	D	d	L	L1	L2
2X1-1/2"	55.9	43.1	82.2	66	25.5



ITEM NO: UDD029

FLOOR TRAP

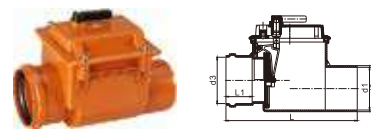
Nom Size	d1	d2	d3	d4	d5	d6	d7	H
100X75X50	50.6	57	48	75.6	81.8	110.5	116.8	150



ITEM NO: UD017

P-TRAP BS

Nom Size	D1	d1	D2	d2	H1	H2	H3	H4	H5	L1	L2	L3	L4
4"	117	110.5	110	104.2	128.5	84	80.77	92.7	108.5	238.5	121.16	158.13	106



ITEM NO: UDD030

DRANAGE NON-RETURN VALVE

Nom Size	d1	d2	d3	L	L1
110	102	110	110.6	306.8	61.3
160	154.2	160	160.6	325.7	74
200	190	200	201	451	84



ITEM NO: UDL001

P-TRAP II

Nom Size	D1	d1	D2	d2	H1	H2	H3	H4	H5	L1	L2	L3	L4
4"	120.8	114.8	110	104	189.5	84	80.77	92.7	108.5	238.5	121.16	158.13	106



ITEM NO: UDD033

FLOOR TRAP

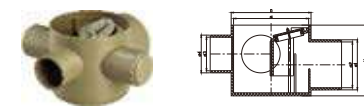
Nom Size	D1	d1	D2	d2	D3	D4	d4	L1	L2	L3	L
6"X4"X4"	167	160	110	104	127.2	118	112	132	135.4	270	372



ITEM NO: UDD031

BALCONY DRAIN

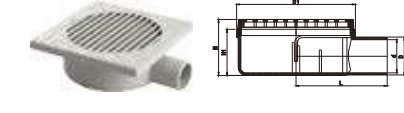
Nom Size	D	d	H
110	110	102	198



ITEM NO: UDD042

GULLY TRAP LOWER TYPE DIN STANDARD

Nom Size	D	d	d1	d2	d3	d4	H
110X75X50	117	110	75	69	50	56	106



ITEM NO: UDD043

FLOOR DRAIN

Nom Size	D	D1	d	L	H	H1
150X150X50	49.3	151.8	43.3	116.5	72.7	60
200X200X50	49.3	180.8	43.3	137.2	73.2	60.2



ITEM NO: UDD037

ANGLE FLOOR DRAIN

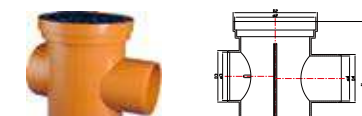
Nom Size	D1	d1	D2	d2	D3	d3	D4	d4	H
80	161.4	154.4	188.8	181.8	118	110	110	103	289.5



ITEM NO: UDD044

FLOOR DRAIN

Nom Size	D	D1	d	d1	L	I
4"	117	164.5	110.6	154.5	90	26



ITEM NO: UDD038

FLOOR TRAP TYPE II

Nom Size	D1	d1	D2	d2	D3	d3	D4	d4	H
6"X4"X4"	161.4	154.4	188.8	181.8	118	110.6	110	103	290.6



ITEM NO: UDD018

FEMALE FLOOR DRAIN DIN

Nom Size	d1	d2	d3	d4	d5	D1	D2	A	H	L	L1
50X40X32	93.6	32.0	31.9	50	40.3	84.75	40	99	50.6	24.8	32
63X50X40	140	40.0	39.9	63	50.3	128.5	50	149.5	63.5	26.8	40
90X75X63	183.5	63.0	62.9	90	75.3	166	75	199	92.2	46.1	59.3



ITEM NO: UDD039

ROOF DRAIN

Nom Size	D1	D	d	L	H
3"	177.4	89	82.6	25	91.1
4"	404	116.5	110	28.5	169



ITEM NO: UDD006

RAIN WATER OUTLET

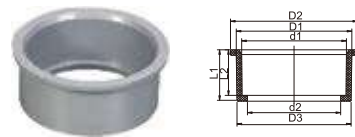
Nom Size	D1	d1	L1	B	H	H1	H2
110	117	110	99.5	4.5	167.5	40.5	211.5



ITEM NO: UD020

● CLAMP WITH SCREW


Nom Size	d1	d2	D	L1	L2	R1	R2
3"	61.7	50	68.2	39	140.8	40.3	43.6
4"	61.7	50	68.2	34.6	166.2	54.5	57.5
6"	61.7	50	68.2	31.3	192	80.1	83



ITEM NO: UD019

● REDUCING RING FOR CLAMP

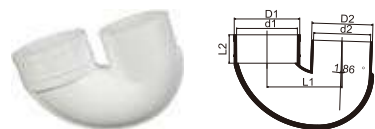
Nom Size	d1	D1	D2	d2	D3	L1	L2
2"X3"	55.9	62	68.2	50	61.2	27.7	25



ITEM NO: UD018

● PAN ADAPTOR

Nom Size	d1	D1	D2	d2	D3	L1	L2
4"	103.6	110	73	125.4	141.6	211.7	142.4



ITEM NO: UD021

● U-TRAP

Nom Size	d1	D1	d2	D2	L1	L2
110	110	118.4	103	110	135.5	52.5



ITEM NO: UD0031

● SYPHON + ELBOW 45° TYPE III

Nom Size	D	D1	d1	D2	d2	L1	H1	H
110	126	117	110	110	103	54	97	152


Nom Size	D	D1	d1	D2	d2	L1	H1	H2
110	126	117	110	110	103	54	92.8	91.4



ITEM NO: UD028

● SYPHON

Nom Size	D	d	d1	d2	L	H
110	120	110	110	103.4	49.5	200

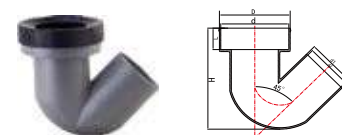


ITEM NO: UD034

● RAISER

Nom Size	d	d1	d2	D	D1	D2	D3	L	L1	L2	H
4X2X1-1/2"	110.5	56.1	43.3	120	62	50	110	50.5	28.9	27	210

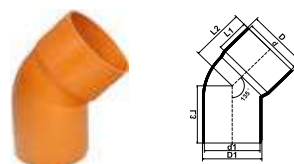
Nom Size	D	D1	D2	d	d2	L	L1	L2	L3	L4	H
110X63X50	116.35	110	62.9	62.9	50.39	95	49	26	160.5	166	185



ITEM NO: UD029

● SYPHON TYPE II

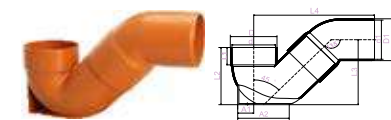
Nom Size	D	d	d1	d2	L	H
150X110	156	150	110	103.4	49	231



ITEM NO: UDR003

● 45° ELBOW M/F

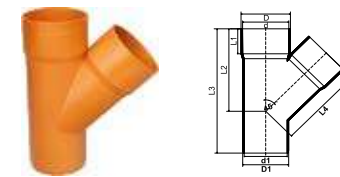
Nom Size	D	d	D1	d1	L1	L2	L3
110	118	110	110	103	62	99.3	109.8



ITEM NO: UDR005

● WING P-TRAP

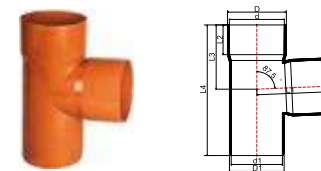
Nom Size	D	d	D1	d1	L1	L2	L3	L4	A1	A2
110	118	110	103	45.7	150.4	170.9	306.27	40.65	130.71	



ITEM NO: UDR001

● SKEW TEE M/F

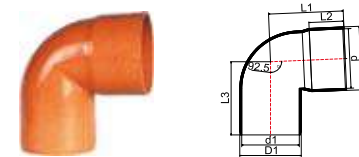
Nom Size	D	d	D1	d1	L1	L2	L3	L4
110	118	110	110	103	204.72	62	308.5	204.63



ITEM NO: UDR006

● TEE M/F

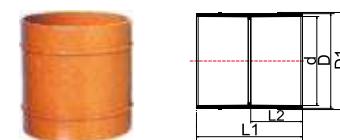
Nom Size	D	d	D1	d1	L1	L2	L3	L4
110	118	110	110	103	132.35	62	134.03	272.5



ITEM NO: UDR008

● 90° ELBOW M/F

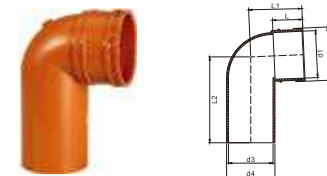
Nom Size	D	d	D1	d1	L1	L2	L3
110	118	110	110	103	133.75	62	135.82



ITEM NO: UDR011

● COUPLING II

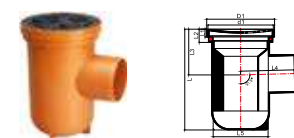
Nom Size	D	D1	d	L1	L2
110	117.6	120.6	110	127	62



ITEM NO: UD026

● LONG BEND 90° ELBOW

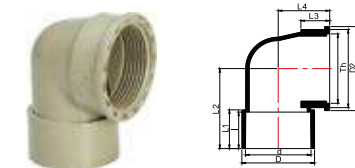
Nom Size	d1	d2	d3	d4	L1	L2	L
3"	82.9	94	76	82.4	90.7	151.6	51
4"	110	121	102.8	110.2	108.6	197	48.5



ITEM NO: UDD025

● FLOOR TRAP


Nom Size	D	d	D1	d1	L1	L2	L3	L4	L5	L
6"X4"	110	103	188.8	181.8	23	38.2	131.9	149.4	152.7	290.6



ITEM NO: UD022

● FEMALE ELBOW


Nom Size	D	d	D1	D2	Th	I	L1	L2	L3	L4
1-1/2"	48	43.3	57.5	53.5	RP1-1/2"	25	26.5	54.75	19	34



ITEM NO: UD024

● REDUCING RING FOR DRAINAGE

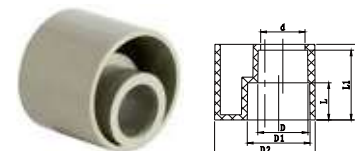
Nom Size	D	d	d1	D1	d2	I	L1	L
4"X3"	110.4	104.8	82.6	109.9	77.3	44	11.2	48



ITEM NO: UD023

● FEMALE SOCKET

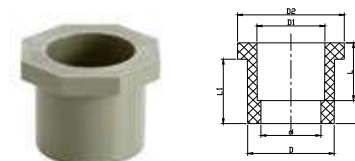
Nom Size	D	d	D1	Th	I	L1	L
1-1/2"	48	43.3	53.3	RP1-1/2"	29	23.5	54



ITEM NO: UD035

● REDUCING BUSH FOR PRESSURE AND WASTE

Nom Size	d	D	D1	D2	L	L1	H
1/2"X3/4"X1-1/2"	19	21.5	26.9	43.1	16.5	31	33.6



ITEM NO: UD036

● REDUCING BUSH FOR DRAINAGE

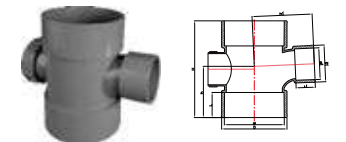
Nom Size	d	d1	d2	D	D1	D2	D3	L	L1	L2	H
1-1/2"X1"	110.5	56.1	43.3	120	62	50	110	50.5	28.9	27	210



ITEM NO: UD025

PAN ADAPTOR WITH RUBBER

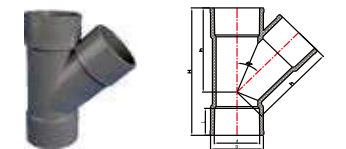
Nom Size	D	d	d1	D1	d2	d3	L1	L
4"	144.86	140.99	122.5	129	114.5	94	99.5	121



ITEM NO: EDT004

REDUCING TEE WITH INSPECTION PORT

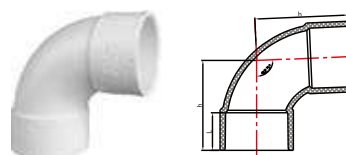
Nom Size	D	d	L	h
60	68.5	60	35.5	89.3



ITEM NO: EDT003

SKEW TEE

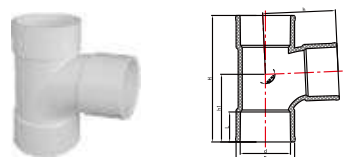
Nom Size	D	d	L	h	H
48	56.6	48	30	93.5	141.5
60	68.5	60	35.5	113	165



ITEM NO: EDE001

90° DEGREE ELBOW

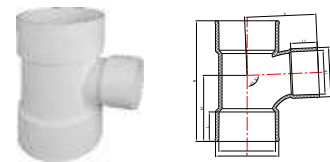
Nom Size	D	d	L	h
48	56.6	48	30	71.8
60	68.5	60	35.5	89.3
110	120.6	110	48	141.7



ITEM NO: EDT001

STRAIGHT TEE

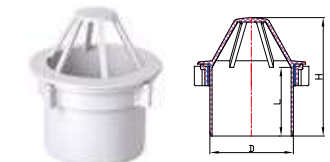
Nom Size	D	d	L	H	h1	h
48	56.6	48	30	126.8	67.7	70.4
60	68.5	60	35.5	153.1	82	89



ITEM NO: EDT002

REDUCING TEE

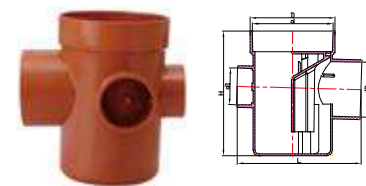
Nom Size	D	d	L	D1	d1	L1	H	h1	h
75X60	84.4	75	40.7	68.5	60	35.5	166.7	91.2	95.2
110X60	120.6	110	48	70.3	60	35.5	185	96	112



ITEM NO: UD038

VENT CAP II

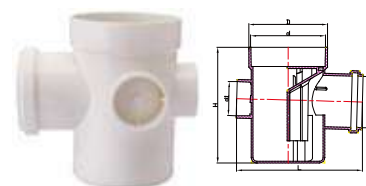
Nom Size	D	L	H
80	76.5	108.5	62.91



ITEM NO: UDD029-1

FLOOR DRAIN III

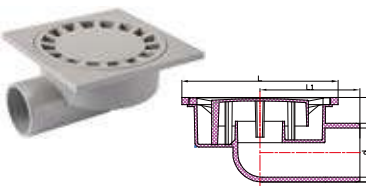
Nom Size	D	d	d1	d2	L	H
110X75X50	116.9	110.9	50.4	75.5	170.31	171.5



ITEM NO: UDD029-2

FLOOR DRAIN IV

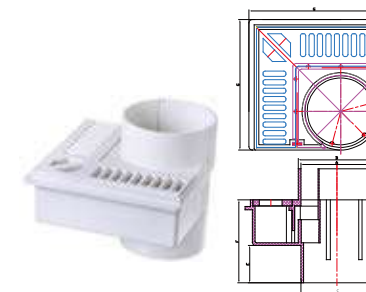
Nom Size	D	d	d1	d2	L	H
110X75X50	116.9	110.9	50.4	76	186.3	171.5



ITEM NO: UDD054

MALE FLOOR WITH SIDE OUTLET

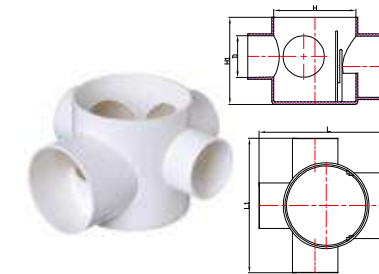
Nom Size	D	d	H	L	L1
75X63	74.9	63.2	107.98	200	128



ITEM NO: UDD053

SQUARE ANGLE FLOOR DRAIN

Nom Size	A	B	C	D	E	F	G
110	110.25	118.47	110	175	57	127	200



ITEM NO: UDD050

FLOOR DRAIN (with three plugs)

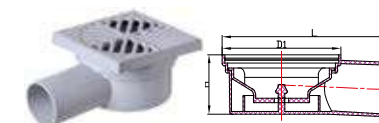
Nom Size	D	D1	H	H1	L	L1
4"X3"X2"	56.4	82.9	111	117.5	188.5	181.5



ITEM NO: UDD052

SMALL FLOOR DRAIN

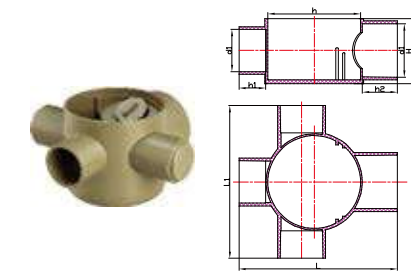
Nom Size	D	d	H	L
1-1/2"	38	34.2	22.3	80.7
2"	50.5	45	20.4	80.7



ITEM NO: UDD049

FLOOR DRAIN (SNOW FLAKE) SHORT TYPE

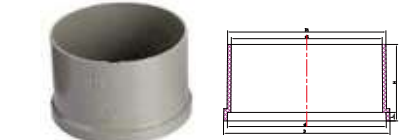
Nom Size	D	d1	H	L
50	50	109.6	54.8	170.57



ITEM NO: UDD055

GULLY TRAP Ceylon type (with three plugs)

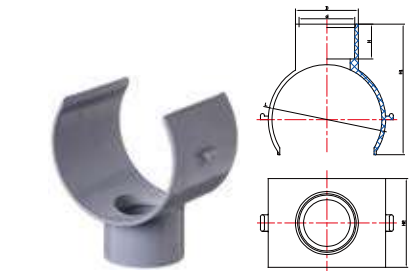
Nom Size	d	d1	H	h	h1	h2	L	L1
63X50X50X50	50.3	63.4	77	110.1	31.5	41.35	187.65	181



ITEM NO: UDD007-1

FLOOR TRAP COUPLING

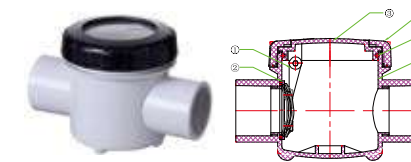
Nom Size	D	d	D1	d1	H	L
160	176.7	168.5	168	160	81	9



ITEM NO: UD039

BOSS CONNECTOR

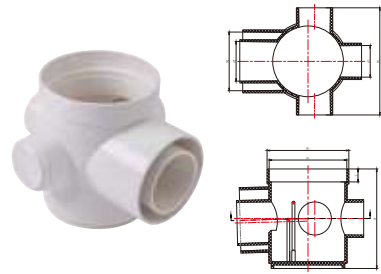
Nom Size	D	d	H	H1	H2	L
110X50	57	50.5	31.5	118	80.3	99.5



ITEM NO: UDD056

SWING CHECK VALVE

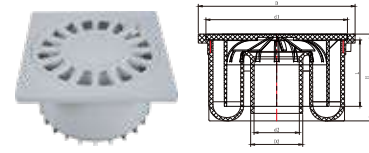
NO.	PATR	MATERIAL	Q'TY
1	Washer	ABS	1
2	Seal ring	RUBBER	1
3	Transparent cover	PC	1
4	Body	PVC-U	1
5	O-ring	RUBBER	1
6	Cap	ABS	1



ITEM NO: UDD058

NEW JIS FLOOR DRAIN (with three plugs)

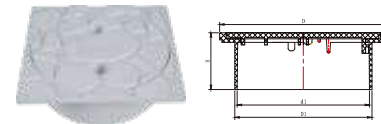
Nom Size	D1	d1	D2	d2	d3	L	H	H1
4"X3"X2"	120	114	89.45	60.35	48.3	19	146	163.5



ITEM NO: UDD060

PVC SINK FLOOR DRAIN-M

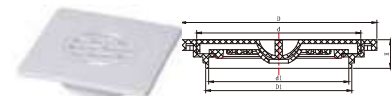
Nom Size	D	d1	D2	d2	L	H
110X75X50	150	135.4	49.72	43.28	63.5	83



ITEM NO: UDD059

PVC FLOOR DRAIN COVER-M

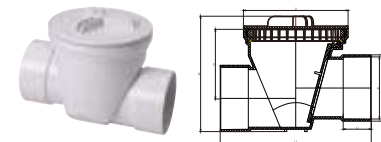
Nom Size	D	D1	d1	H
110	140	114.6	110.6	47.5



ITEM NO: UDD010-3

DRAIN COVER(JIS)

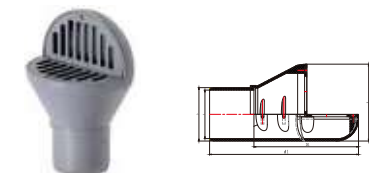
Nom Size	D	d	D1	d1	H
15X15	147.5	123.5	110	105.5	21.5



ITEM NO: UDD061

DRAINAGE NON-RETURN VALVE III

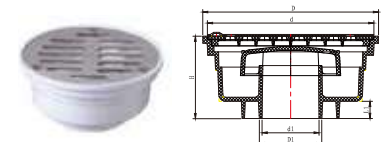
Nom Size	D	D1	d1	L1	L2	H1	H2
110	186.5	118	110.6	50	269	124	205.3



ITEM NO: UDD057

ROOF FLOOR DRAIN

Nom Size	D	d	D1	d1	H
110	110	100	215.5	307	158.47



ITEM NO: UDD062

PP UNIVERSAL FLOOR DRAIN,WITH SS COVER

Nom Size	D	d	D1	d1	L1	H
110X75X50	128	121.2	45.5	41.5	12.5	60



ITEM NO: UDD039-1

ROOF DRAIN,LIGHT TYPE

Nom Size	D	d	D1	d1	H
110	117	110.6	270	50.5	145.93

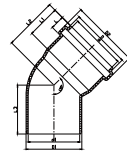


PVC DRAINAGE FITTINGS WITH GASKET

(EN1401)

DRAINAGE

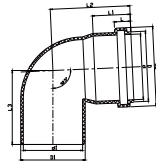
PVC DRAINAGE FITTINGS WITH GASKET EN1401 EN1329



ITEM NO: UDRN001

45° ELBOW M/F

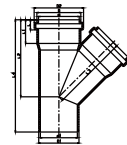
Nom Size	d	d1	D	D1	D2	L	L1	L2	L3
40mm	40.5	36	44.5	40	54	17.43	36.28	55	42.2
50mm	50.5	44	56.5	50	66	18.4	36.5	58.61	53.35
75mm	76	69	82	75	92	18.9	44	72.16	65.53
110mm	111	103	118	110	128.2	24	66	109.78	109.78
160mm	161	152.8	168.2	160	180.8	26.48	66	113.94	116.14
200mm	201.6	191.6	210	200	225.4	33.16	82	145.95	145.95
250mm	252.7	237.2	264.9	250	286.7	49.3	103.9	181.8	188.7



ITEM NO: UDRN002

90° ELBOW M/F

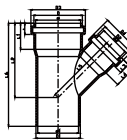
Nom Size	d	d1	D	D1	D2	L	L1	L2	L3
40mm	40.5	36	44.5	40	54	17.43	36.28	62.87	60
50mm	50.5	44	56.5	50	66	18.4	36.5	72.19	66.93
75mm	76	69	82	75	92	18.9	44	92.53	85.9
110mm	111	103	118	110	128.2	24	71.78	144.4	136.56
160mm	161	152.8	168.2	160	180.8	26.48	66	157.22	159.59
200mm	201.6	191.6	210	200	225.4	33.16	82	197.93	200.64
250mm	252.7	237.2	264.9	250	286.7	49.3	103.9	256.6	249.7



ITEM NO: UDRN003

SKEW TEE M/F

Nom Size	d	d1	D	D1	D2	L	L1	L2	L3	L4
50mmX50mm	50.5	44	56.5	50	66	18.4	36.5	105.12	105.12	159
75mmX75mm	76	69	82	75	92	18.9	44	143.4	143.4	209
110mmX110mm	111	103	118	110	128.2	24	72.5	215.44	215.44	318.5
160mmX160mm	161	152.8	168.2	160	180.8	26.48	66	269.54	269.54	386
200mm	201	191.6	210	200	225.4	33.16	82	342.01	342.01	488.5
250mm	252.7	237.2	264.9	250	286.7	49.3	103.9	432	432	614



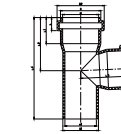
ITEM NO: UDRN004

REDUCING SKEW TEE M/F

Nom Size	d	d1	d2	D	D1	D2	D3	D4	L	L1	L2	L3	L4	L5	L6
75mmX50mm	76	69	50.5	82	75	56.5	92	66	18.9	44	125.37	18.4	43	123.15	174
110mmX50mm	111	103.6	50.5	117.4	110	56.5	127.6	66	21.09	51	150.1	18.4	43	148.19	194
110mmX75mm	111	103.6	76	117.4	110	82	127.6	92	21.09	51	168.17	18.9	44	168.44	230
160mmX110mm	161	152.8	111	168.2	160	117.4	180.8	127.6	26.48	66	233.62	21.09	51	229.09	315
110mmX40mm	111	103.6	40.5	117.4	110	44.5	127.6	54	21.27	51	141.62	17.43	36	141.44	178
200mmX110mm	191.6	201.6	111.4	200	210	117.8	225.4	127.6	33.33	82	280	362	21.09	51.45	270
200mmX160mm	191.6	201.6	161.4	200	210	168.6	225.4	180.8	33.33	82	320	438.5	26.48	66	310
250mmX110mm	252.7	237.2	111.9	264.9	250	118.5	286.7	127.8	49.3	103.9	333.7	21.2	51.5	296	417
250mmX160mm	252.7	237.2	162	264.9	250	169.8	286.7	127.8	49.3	103.9	369	27.1	66.6	339.2	488
250mmX200mm	252.7	237.2	202.3	264.9	250	211.8	286.7	127.8	49.3	103.9	397.3	34.1	82.7	381.8	544



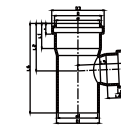
EN1401 EN1329 PVC DRAINAGE FITTINGS WITH GASKET



ITEM NO: UDRN005

TEE M/F

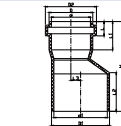
Nom Size	d	d1	D	D1	D2	L	L1	L2	L3	L4
40mmX40mm	41.5	36	45.5	40	54	17.4	36	65	65	125
50mmX50mm	50.5	46	54.5	50	64	17.5	45.7	79	87.8	159
75mmX75mm	76	69	82	75	92	18.9	44	95.8	95.8	182
110mmX110mm	111	103	118	110	128.2	24	72.5	148.96	142.26	283
160mmX160mm	161	152.8	168.2	160	180.8	26.48	66	164.37	164.37	324
200mmX200mm	201.6	191.6	210	200	225.4	33.16	82	203	205.5	406
250mmX250mm	252.7	244	264.9	250	286.7	49.3	103.9	261.5	261.5	511.5



ITEM NO: UDRN006

REDUCING TEE M/F

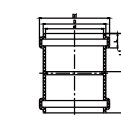
Nom Size	d	d1	d2	D	D1	D2	D3	D4	L	L1	L2	L3	L4	L5	L6
75mmX50mm	76	69	50.5	82	75	56.5	92	66	18.9	44	83.29	18.4	43	86.88	157
110mmX40mm	111	103.6	40.5	117.4	110	44.5	127.6	54	21.09	51	81.23	17.43	36.28	100	168
110mmX50mm	111	103.6	50.5	117.4	110	56.5	127.6	66	21.09	51	91.82	18.4	43	104.4	178
110mmX75mm	111	103.6	76	117.4	110	82	127.6	92	21.09	51	104.33	18.9	44	113.32	203
160mmX110mm	161	152.8	111	168.2	160	117.4	180.8	127.6	26.48	66	139.35	21.09	51	146.83	274
200mmX110mm	191.6	201.6	111.4	200	210	117.8	225.4	127.6	33.33	82	156	321	21.09	51.45	170
200mmX160mm	191.6	201.6	161.4	200	210	168.6	225.4	180.8	33.33	82	181	371	26.48	66.51	190
250mmX110mm	252.7	237.2	111.9	264.9	250	118.5	286.7	127.8	49.3	103.9	191.4	21.2	51.5	191.7	371
250mmX160mm	252.7	237.2	162	264.9	250	169.8	286.7	127.8	49.3	103.9	216.4	27.1	66.6	211.1	422
250mmX200mm	252.7	237.2	202.3	264.9	250	211.8	286.7	127.8	49.3	103.9	236.5	34.2	82.7	233.7	462



ITEM NO: UDRN007

REDUCING COUPLING M/F WITH RUBBER

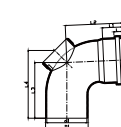
Nom Size	d	d1	D	D1	D2	L	L1	L2	L3	H
75mmX50mm	50.5	69	56.5	75	66	18.4	36.5	50	12.5	116
110mmX50mm	50.5	103.6	56.5	110	66	18.4	36.5	63	30	132
110mmX75mm	76	103.6	82	110	92	18.9	44	63	17.5	145
160mmX110mm	111	152.8	117.4	160	127.6	21.09	51	83	25	181
200mmX160mm	161.4	191.6	168.6	200	180.8	26.7	66	105.2	19.7	224
250mmX200mm	202.3	237.2	211.8	250	227.2	33.9	82.8	130	25	265.8



ITEM NO: UDRN008

COUPLING

Nom Size	d	D	D1	L	L1	L2
50mm	50.5	56.5	66	18.4	43	90
75mm	76	82	92	18.9	50	104
110mm	111	118	128.2	24	78.3	160.6
160mm	161	168.2	180.8	26.48	83	172
200mm	201.6	210	225.4	33.16	100	208
250mm	252.7	264.9	286.7	49.3	130.1	270.2

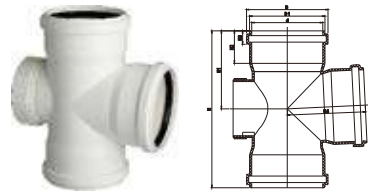


ITEM NO: UDRN009

INSPECTION ELBOW M/F

Nom Size	d	d1	D	D1	D2	L	L1	L2	L3	L4
110mm	111	103.6	117.4	110	127.6	21.38	51	146	143.84	175

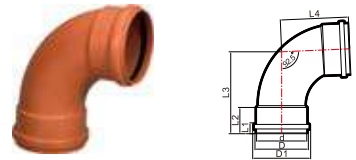
PVC DRAINAGE FITTINGS WITH GASKET EN1401 EN1329



ITEM NO: UDRN010

DOOR TEE WITH RUBBER

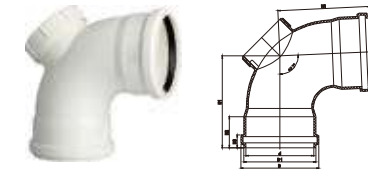
Nom Size	D	D1	d	H	H1	H2	H3	H4
110	127.6	117.4	111	245	122	51	21.1	121.9
160	182.8	169.8	162	333	167	66.6	27.1	166



ITEM NO: UDR013

90° SWEEP WITH DOUBLE SOCKET RUBBER

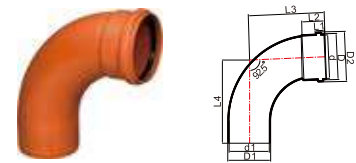
Nom Size	D1	D	d	L1	L2	L3	L4
110	128.2	118	111	24	58	180.94	150.74
160	182.8	169.8	162	27.3	66.6	163	163



ITEM NO: UDRN011

DOOR ELBOW WITH RUBBER

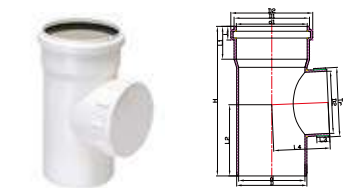
Nom Size	D	D1	d	H1	H2	H3
110	127.6	117.4	111	150	51	21.1
160	182.8	169.8	162	193	66.6	27.1



ITEM NO: UDR014

90° SWEEP WITH SINGLE SOCKET RUBBER

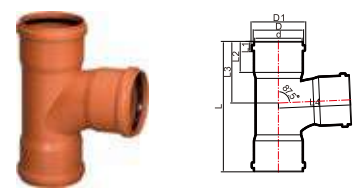
Nom Size	D2	D	d	D1	d1	L1	L2	L3	L4
110	128.2	118	111	110	103	24	58	194.93	213



ITEM NO: UDRN014

INSPECTION PORT M/F

Nom Size	d	d1	d2	D	D1	D2	Tr	H	L	L1	L2	L3	L4
110	103.6	111	97	110	117.4	127.6	107.5	233	21.09	51	110.6	20	88
160	152.8	161	145.5	160	168.2	180.8	164	324	26.48	66	164.37	87.8	125



ITEM NO: UDR015

TEE WITH 3 SOCKET RUBBER

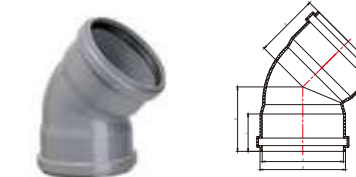
Nom Size	D1	D	d	L1	L2	L3	L4	L
110	128.2	118	111	24	72.51	144	169	305
160	182.8	169.8	162	27.3	66.6	166	166	333



ITEM NO: UDRN015

90° SADDLE BRANCH

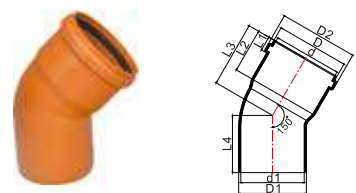
Nom Size	D	d	L	H
200X160	168.2	161	66	322



ITEM NO: UDRN016

45° ELBOW WITH TWO RUBBER RINGS

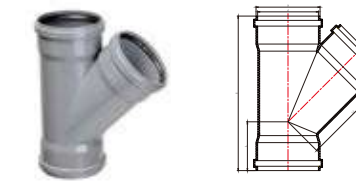
Nom Size	D	d	L	H
110	116.8	111	51	88
160	169.8	162	66.6	119.6



ITEM NO: UDR012

30° ELBOW WITH SINGLE SOCKET RUBBER

Nom Size	D2	D	d	D1	d1	L1	L2	L3	L4
110	128.2	118	111	110	103	24	72.51	107.03	92.83



ITEM NO: UDRN017

SKEW TEE WITH THREE RUBBER RINGS

Nom Size	D	d	L	L2	H
110	116.8	111	89	193	282
160	169.8	162	120.4	275.6	396



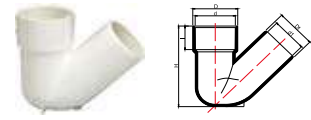
PVC PIPES & FITTINGS FOR DRAINAGE

(ISO 3633)

DRAINAGE

PVC DRAINAGE FITTINGS

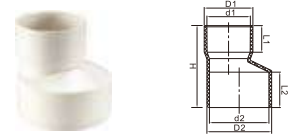
ISO3633



ITEM NO: UDLS03

● SINGLE SOCKET TRAP (NO PORT)

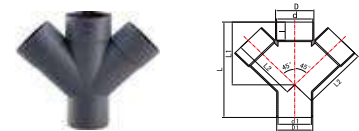
Nom Size	d	D	H	I	d1	D1
50mm	50	56.4	106	31	44	50
75mm	75	81.4	161	40	69	75
110mm	110	117.2	218	48	103.4	110



ITEM NO: UDLT08

● REDUCING COUPLING M/F

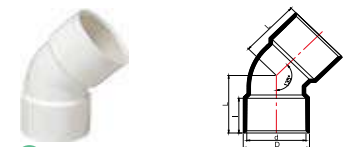
Nom Size	d1	d2	D1	D2	L1	L2	H
50X40	40.3	44	45	50	27	32.1	75
63X50	44	63.5	50	69.5	41.55	38.94	89
75X50	50.3	69	56.3	75	32.2	43	99.5
110X50	50.3	103.4	56.3	110	32.2	48.5	124
110X75	75.3	103.4	81.3	110	40.5	48.5	119.5
110X80	80.5	103.4	84.9	110	42.5	48.5	120



ITEM NO: UDLT10

● CROSS TEE M/F

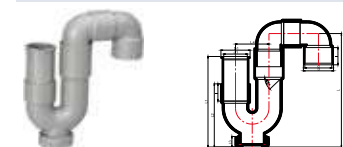
Nom Size	D	d	D1	d1	I	L1	L2	L
80	84.9	80	80	74	42.5	146	146	222
110	117.2	110	110	103.4	48.5	191	191	278
110x50	117.2	110.6	110	103.4	48.5	156	150.7	201



ITEM NO: UDLE03

● 45° ELBOW

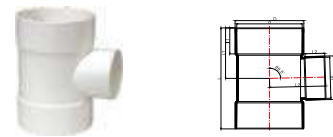
Nom Size	D	d	I	L
32	37	32	22	32
40	45	40	27	39.3
50	56.4	50	31	51.4
63	69.5	63.5	38	56.74
80	84.9	80	45	69.7
90	106.6	90.5	46.5	71
100	96.7	100	48	73
125	132.2	125.6	51.5	86.5



ITEM NO: UDTS01

● II S-TRAP

Nom Size	D	d	D1	d1	D2	I	L1	L2	L3	L4	L
32	37	37	38.1	26.2	49.2	22	122.2	90.7	16.5	43	160.2
40	45	45	43.6	35.3	49.2	27	141.9	99	16.5	50	177.9



ITEM NO: UDLT02

● REDUCING TEE

Nom Size	D	d	D1	d1	I1	I2	L1	L2	L
110X63	117.2	110.6	69.6	63.6	48.5	38	94	103.5	186
160X110	168.6	160	117.2	110.6	70	48	135.9	137.3	271.9



ITEM NO: UDTC01

● COUPLING

Nom Size	D	d	I	L
32	37	32	22	46.4
40	45	40	27	56.4



ITEM NO: UDLT09

● END CAP M

Nom Size	d1	D1	D	H1	H2
50mm	43.4	50	63	31	36
75mm	68.4	75	88	40.5	46.3
80mm	74	80	90	41.5	47
110mm	103.4	110	124.2	48.5	54.2
160mm	152	159.9	175	70.5	77



ITEM NO: UDTC02

● CLEAN OUT

Nom Size	D	d	H
40	40	34	49.5
63	63	57	62
125	125	118.4	80
200	200	191.2	111.5



ITEM NO: UDLT11

● REDUCING SKEW TEE

Nom Size	D	d	D1	d1	I1	I2	L1	L2	L
75X63	81.5	75.4	69.6	63.6	40	38	138	138	190
90X40	96.7	90.5	45	40.3	46.5	31	143	135	185
90X50	96.7	90.5	56.4	50.4	46.5	31	143	135	185
75X63	96.7	90.5	69.6	63.6	46.5	38	153	150	204
110X63	117.2	110.6	69.6	63.6	48.5	38	165	162.5	209

PVC DWV FITTINGS (ASTM D2665)

DRAINAGE

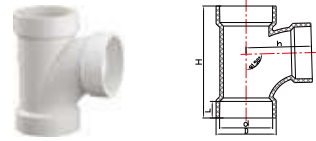


Drainage

Drainage

PVC DWV FITTINGS

ASTM D2665

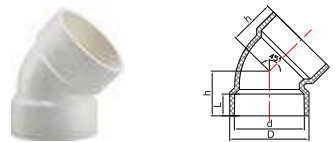


NSF

ITEM NO: UDA001

TEE

Nom Size	D	d	L	H	h
1-1/2"	56.76	48.26	17.6	109.3	63.2
2"	68.83	60.33	19.2	130	75
3"	100.73	88.9	38.2	199.8	115
4"	127.7	114.3	44.6	247	139.5
6"	183.28	168.8	76.5	380	205

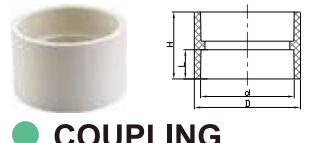


NSF

ITEM NO: UDA003

45° ELBOW

Nom Size	D	d	L	H
1-1/2"	56.76	48.26	17.6	35.3
2"	68.83	60.33	19.2	39.4
3"	100.73	88.9	38.2	66.57
4"	127.7	114.3	44.6	79.35
6"	183.28	168.8	76.5	125

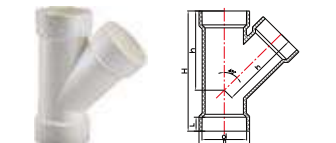


NSF

ITEM NO: UDA005

COUPLING

Nom Size	D	d	L	H
1-1/2"	56.76	48.26	17.6	40
2"	68.83	60.33	19.2	44
3"	100.73	88.9	38.2	82.6
4"	127.7	114.3	44.6	95.8
6"	183.28	168.8	76.5	159

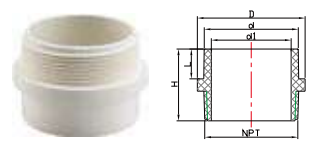


NSF

ITEM NO: UDA002

Y TEE

Nom Size	D	d	L	H	h
1"	38.43	33.69	29.73	110	73
1-1/2"	56.76	48.26	17.6	138.8	90.8
2"	68.83	60.33	19.2	165.8	109.3
3"	100.73	88.9	38.2	241	165.2
4"	127.7	114.3	44.6	298.4	205.4
6"	183.28	168.8	76.5	443	306

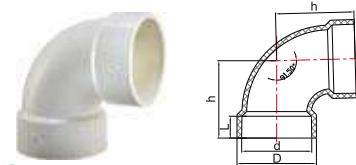


NSF

ITEM NO: UDA007

MALE ADAPTOR SPG x MIPT

Nom Size	D	d	d1	L	H	NPT
1-1/2"	56.76	48.26	39.99	17.7	42.3	1-1/2"
2"	68.83	60.33	52.05	19.3	46.5	2"
3"	100.73	88.9	77.38	38.3	78	3"
4"	127.7	114.3	101.2	44.7	87.4	4"

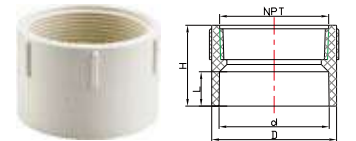


NSF

ITEM NO: UDA004

90° ELBOW

Nom Size	D	d	L	H
1-1/2"	56.76	48.26	17.6	35.3
2"	68.83	60.33	19.2	39.4
3"	100.73	88.9	38.2	66.57
4"	127.7	114.3	44.6	79.35
6"	183.28	168.8	76.5	205

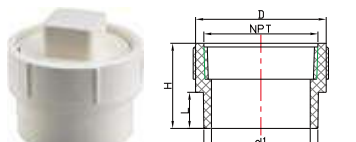


NSF

ITEM NO: UDA006

FEMALE ADAPTOR SLIP x FIPT

Nom Size	D	d	L	H	NPT
1-1/2"	56.76	48.26	17.6	42.3	1-1/2"
2"	68.83	60.33	19.2	45.2	2"
3"	100.73	88.9	38.2	76.4	3"
4"	127.7	114.3	44.6	85.2	4"

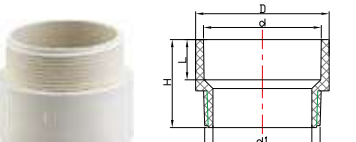


NSF

ITEM NO: UDA009

FEMALE ADAPTOR SPG x FIPT

Nom Size	D	d	d1	L	H	NPT
1-1/2"	56.76	48.26	39.99	17.7	41.5	1-1/2"
2"	68.83	60.33	52.05	19.3	45.5	2"
3"	100.73	88.9	77.38	38.3	73.5	3"
4"	127.7	114.3	101.2	44.7	82.8	4"
6"	247.2	168	156	75	120	6"

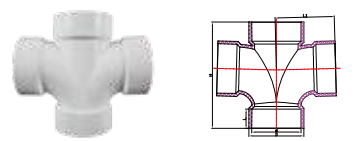


NSF

ITEM NO: UDA008

MALE ADAPTOR SLIP x MIPT

Nom Size	D	d	d1	L	H	NPT
1-1/2"	56.76	48.26	39.99	17.6	40.5	1-1/2"
2"	68.83	60.33	51	19.2	46	2"
3"	100.73	88.9	77.38	38.2	80	3"
4"	127.7	114.3	101.2	44.6	87.8	4"



NSF

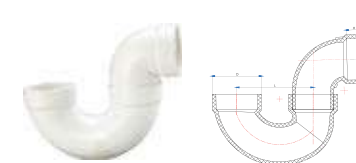
ITEM NO: UDA019

PLANE CROSS

Nom Size	D	d	H	L	L1
4"	127.7	114.8	247	44.6	137.7




ASTM D2665



ITEM NO: DSCH003

S-TRAP

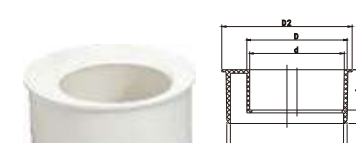
Nom Size	D	D1	d1	H	L
1-1/2"	56.76	56.76	48.64	17.6	88.5
2"	66.2	69	60.6	19.6	107.8



ITEM NO: UDA010

RAIN WATER OUTLET ASTM D2665

Nom Size	D	d	H1	H	I
4"X3"	122.8	114.8	92.6	199	44.6
4"	113.5	107	97.25	167.5	18



NSF

ITEM NO: UDA011

REDUCING BUSH

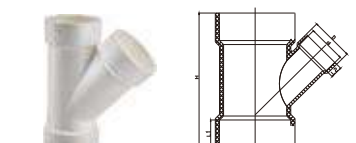
Nom Size	D1	d1	D	d	D2	I	H
4"X2"	114.1	104.1	60.71	122.8	44.6	51.1	
4"X3"	114.1	107.5	95.4	89.4	122.8	38.2	51
6"X4"	168	154	127.69	114.79	178	44.1	83.5



ITEM NO: UDA012

REDUCING TEE

Nom Size	D1	d1	D	d	L1	L2	H
4"X2"	127.7	114.8	68.83	60.71	44.6	19.2	196



ITEM NO: UDA013

REDUCING Y TEE

Nom Size	D1	d1	D	d	L1	L2	H
4"X2"	127.7	114.8	68.83	60.71	44.6	19.2	218



ITEM NO: UDA014

END CAP

Nom Size	D	d	L	H
4"	127.7	114.8	47.6	54.05

PVC DWV FITTINGS



ITEM NO: UDA015

VENT CAP

Nom Size	D	d	L	H	d1
2"	67.8	60.71	19.2	72	29
3"	96.4	89.41	38.2	93.9	45
4"	120.8	114.8	32.5	102	84



ITEM NO: UDA016

NON-RETURN VALVE

Nom Size	D	H	L	L1	D1
3"	89.4	188	39.6	99.8	148.8
4"	114.8	246	46.9	122.6	177.8
6"	168.8	349	75.17	184.5	253.2



ITEM NO: UDA017

90° ELBOW M/F

Nom Size	D	d	D1	d1	L1	L2	H
4"	114.5	104.5	125	114.83	51	108.5	110.5



ITEM NO: UDA020

UDA020 TOILET FLANGE

Nom Size	d	d1	D	L	L1	L2	H
4"X3"	89.4	101.5	100.5	57.5	11	10	177.5
4"X4"	114.8	114.1	128	50	11	0	177.5



ITEM NO: UDA022

UDA022 TOILET FLANGE OFF SET

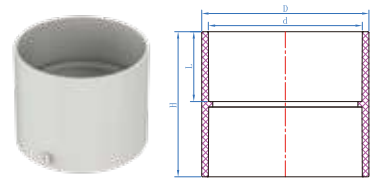
Nom Size	d	d1	D	L	L1	L2	h	H
4"X3"	89.4	104	101	107	38	11	40	178



ITEM NO: UDA018

TOILET FLANGE

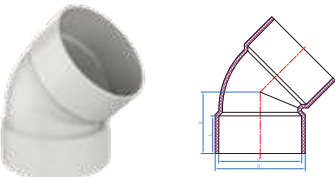
Nom Size	D	d	D1	d1	L	L1	H
4"X3"	100.75	89.4	178	112	38.2	11.5	59



ITEM NO: UDAL005

● COUPLING 1-1/2"

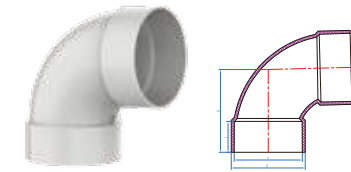
Nom Size	D	d	L	H
1-1/2"	52.9	48.64	17.6	40
2"	66.3	60.71	19.2	44
3"	95.21	89.41	38.2	82.6
4"	120.8	114.8	44.6	95.8
6"	175.4	168.8	76.5	160



ITEM NO: UDAL003

● 45° ELBOW 1-1/2"

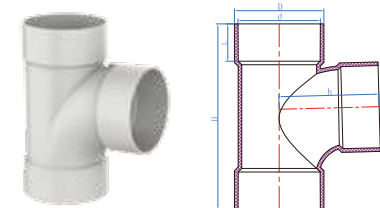
Nom Size	D	d	L	H
1-1/2"	52.9	48.64	17.6	33.3
2"	66.3	60.71	19.2	39.4
3"	95.21	89.41	38.2	66.57
4"	120.8	114.8	44.6	79.35
6"	175.4	168.8	76.5	121.34



ITEM NO: UDAL004

● 90° ELBOW 1-1/2"

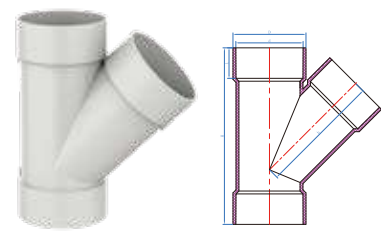
Nom Size	D	d	L	H
1-1/2"	52.9	48.64	17.6	57
2"	66.3	60.71	19.2	68
3"	95.21	89.41	38.2	106
4"	120.8	114.8	44.6	128
6"	175.8	168.8	76.5	184



ITEM NO: UDAL001

● TEE

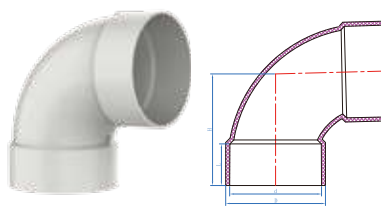
Nom Size	D	d	L	H	h
1-1/2"	52.9	48.64	17.6	104	57
2"	66.3	60.71	19.2	125	68
3"	95.21	89.41	38.2	196	106
4"	120.8	114.8	44.6	238	128
6"	175.8	168.8	76.5	348	184



ITEM NO: UDAL002

● Y TEE 1-1/2"

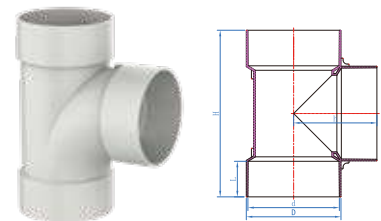
Nom Size	D	d	L	H	h
1-1/2"	52.9	48.64	17.6	112.6	82.06
2"	66.3	60.71	19.2	135.5	100.05
3"	95.21	89.41	38.2	241.5	153.97
4"	120.8	114.8	44.6	264.2	191.31
6"	175.8	168.8	76.5	410	291



ITEM NO: UDAL006

● VENT 90° ELBOW

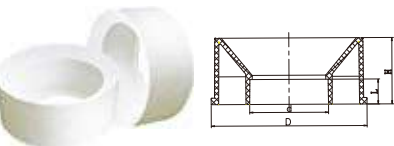
Nom Size	D	d	L	H
2"	64.7	60.7	19.2	54.28
3"	93.01	89.41	38.2	85.4
4"	118.8	114.8	44.6	104.5



ITEM NO: UDAL007

● VENT TEE

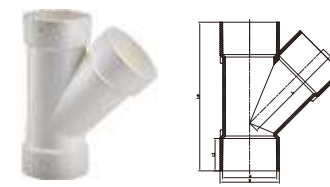
Nom Size	D	d	L	H	h
3"	93.01	89.41	38.2	170.8	85.4
4"	118.8	114.8	44.6	209	104.5



ITEM NO: UDAL009

● REDUCING RING

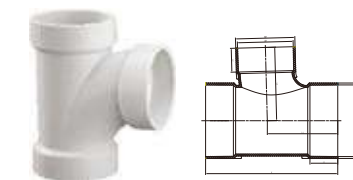
Nom Size	d	D	L	H
3"X1-1/2"	48.64	95	17.6	43.2
3"X2"	60.71	95	19.2	43.2
4"X2"	60.71	120	19.2	51.1
4"X3"	89.41	120	38.2	51.1
6"X4"	114.8	176	44.6	83.5



ITEM NO: UDAL010

● Y REDUCING TEE

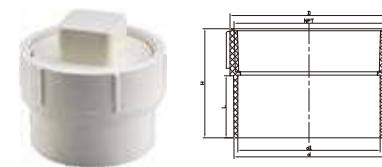
Nom Size	D1	d1	L1	h1	D2	d2	L2	h2	H
4"X2"	120.8	11.8	44.6	154	66.2	60.71	19.2	140	191



ITEM NO: UDAL011

● REDUCING TEE

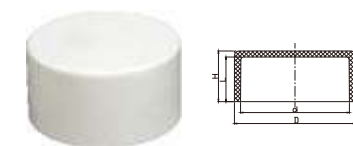
Nom Size	D1	d1	L1	h1	D2	d2	L2	h2	H
3"X2"	95.21	98.41	38.2	86.8	66.3	60.71	19.2	81.76	162
4"X2"	120.8	114.8	44.6	93.7	66.3	60.71	19.2	81.76	162
4"X3"	120.8	114.8	44.6	113	95.21	89.41	38.2	117.5	176.4



ITEM NO: UDAL012

● FEMALE ADAPTOR SPG x FIPT+PLUG


Nom Size	D	d	d1	L	H	NPT
2"	65.7	61.1	55.1	23.6	45.5	2"
4"	120.1	114	108.2	47.1	82.8	4"



ITEM NO: UDAL008

● END CAP

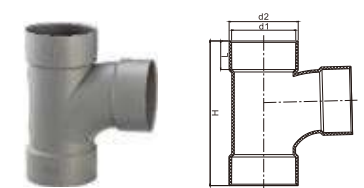
Nom Size	d	D	L	H
2"	60.71	66.3	19.55	21.3
3"	89.41	95	24.15	26
4"	114.8	121	25.8	27.9



ITEM NO: USCH002

● 90° ELBOW


Nom Size	d1	d2	L1	L2	L3
2"	60.7	67.7	63.3	63.3	19.5
3"	89.4	96.4	118.6	118.6	40.3
4"	114.8	122	143	143	45



ITEM NO: USCH001

● TEE

Nom Size	d1	d2	L	H
3"	89.4	96.4	40.3	204



PVC DWV FITTINGS

(AS/NZS1260)

DRAINAGE



AS/NZS1260 PVC DWV FITTINGS

ITEM NO: AUD001

● PIPES

Size Nom	Outer Dia	Wall Thickness	Pressure
32	36.2	1.9	SN6
40	42.8	2.00	SN6
50	55.7	2.20	SN6
65	68.7	2.70	SN6
80	82.3	2.90	SN6
100	110	2.50	SN4
100	110	3.00	SN6
150	160	4.00	SN4
150	160	5.00	SN8

ITEM NO: AUDT06

● 45° JUNCTION F/F

Nom Size	D	d	L1	L2	L3
32	40.8	36.8	24.5	71	105
40	47.8	43.4	44.5	81.6	126
50	61.1	56.3	30.5	101.5	146
65	74.6	69.4	38.5	124.2	180
80	88.8	83.2	44.5	149	217.5
100	116.7	110.9	50.5	188	268

ITEM NO: AUDT02

● 45° JUNCTION THREAD M/F

Nom Size	D	d	D1	d1	Tr	L1	L2	H
100	119	110.9	110	103.8	125	50.5	193	270

ITEM NO: AUDI01

● INSPECTION TEST OPENING F/F

Nom Size	D	d	Tr	L1	L2	H
100	116.7	110.9	125	50.5	110	220

ITEM NO: AUDT03

● 45° JUNCTION F/F

Nom Size	D	d	D1	Tr	L1	L2	H
100	119	110.9	116.7	125	50.5	188	268

ITEM NO: AUDI02

● INSPECTION TEST OPENING M/F

Nom Size	D	d	Tr	L1	L2	L3	D1	d1
100	119	110.9	125	50.5	110	225	110	103.8

ITEM NO: AUDT04

● 45° SIDE ACCESS JUNCTION LEFT F/F

Nom Size	D	d	D1	Tr	L1	L2	L3	L4	H
100	119	110.9	116.7	125	50.5	156	190	156	287.5

ITEM NO: AUDT08

● 88° PLAIN JUNCTION F/F

Nom Size	D	d	Tr	L1	L2	L3	L4	D1
100	119	110.9	125	50.5	106	130	239	116.7

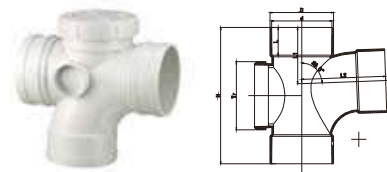
ITEM NO: AUDT05

● 45° SIDE ACCESS JUNCTION RIGHT F/F

Nom Size	D	d	D1	Tr	L1	L2	L3	L4	H
100	119	110.9	116.7	125	50.5	134	188	134	268

PVC DWV FITTINGS

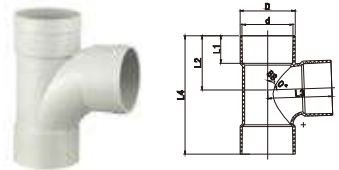
AS/NZS1260



ITEM NO: AUdT07

88° SIDE ACCESS JUNCTION F/F

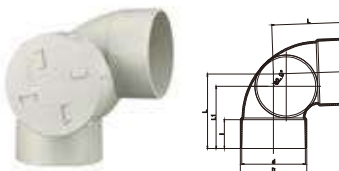
Nom Size	D	d	Tr	L1	L2	L	H
100	116.7	110.9	125	102.8	154.5	50.5	250.3



ITEM NO: AUdT01

88° JUNCTION F/F

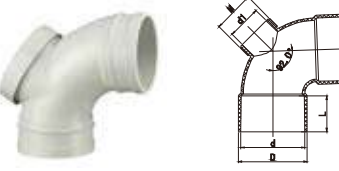
Nom Size	D	d	L1	L2	L3	L4
32	40.8	36.8	24.5	48	48	96
40	47.8	43.4	27.5	50	60	110
50	61.1	56.3	30.5	60	71	131
65	74.6	69.4	38.5	73	99	172
80	88.8	83.2	44.5	84.5	116.5	201
100	116.7	110.9	50.5	102.8	154.5	250.3



ITEM NO: AUDE04

88° BEND SIDE ACCESS F/F

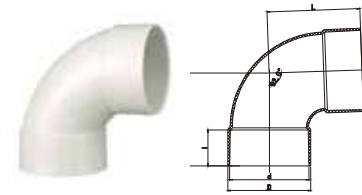
Nom Size	D	d	L	I	L1
100	116.7	110.9	130	50.5	108.52



ITEM NO: AUDE02

88° BEND REAR ACCESS F/F

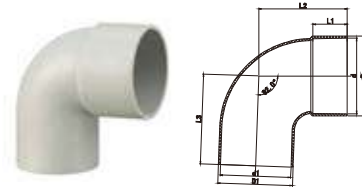
Nom Size	D	d	d1	L	M
40	47.8	43.4	25	27.5	33
50	61.1	56.3	37	30.5	45
65	74.6	69.4	36.6	38.5	45
100	116.7	110.9	112	50.5	125



ITEM NO: AUDE01

88° BEND F/F

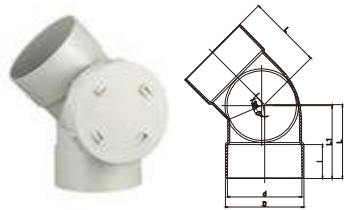
Nom Size	D	d	L	I
32	40.8	36.8	48	24.5
40	47.8	43.4	60	27.5
50	61.6	56.3	71	30.5
65	74.6	69.4	99	38.5
80	88.8	83.2	103	44.5
100	116.7	110.9	130	50.5
150	172.5	160.9	225.3	77



ITEM NO: AUDE010

88° BEND M/F

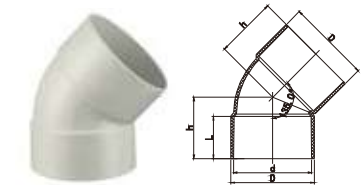
Nom Size	D	d	L1	L2	L3	D1	d1
40	47.8	43.4	27.5	52	52	43	38.2
50	61.1	56.3	30.5	62	64	56	51
65	74.6	69.4	38.5	88	97	69	63.6
100	116.7	110.9	50.5	130	132	110	103.8



ITEM NO: AUDE05

45° BEND SIDE ACCESS F/F

Nom Size	D	d	L	I	L1
100	116.7	110.9	110	50.5	108.26



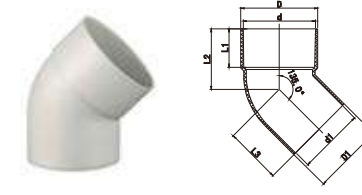
ITEM NO: AUDE03

45° BEND F/F

Nom Size	D	d	L	h
32	40.8	36.8	24.5	33.3
40	47.8	43.4	27.5	39
50	61.1	56.3	30.5	45
65	74.6	69.4	38.5	56
80	88.8	83.2	44.5	65
100	116.7	110.9	50.5	77
150	168.5	160.9	77	136



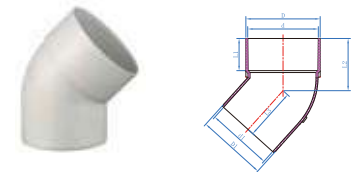
AS/NZS1260



ITEM NO: AUDE06

45° BEND M/F

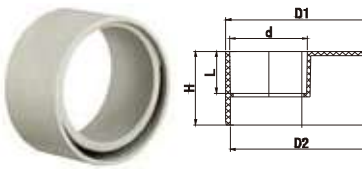
Nom Size	D	d	L1	L2	L3	D1	d1
40	47.8	43.4	27.5	43	39	43	38.2
50	61.1	56.3	30.5	49	45	56	51
65	74.6	69.4	38.5	60	56	69	63.6
80	88.8	83.2	44.5	70	65	82.5	76.5
100	116.7	110.9	50.5	82	82	110	103.8



ITEM NO: AUDE021

42° BEND M/F

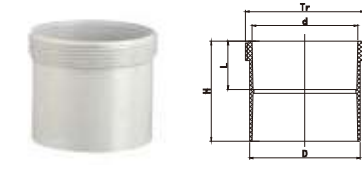
Nom Size	D	d	L1	L2	L3	D1	d1
100	116.7	110.9	50.5	82	82	110	103.8



ITEM NO: AUdR01

SOCKET REDUCER

Nom Size	D1	D2	d	L	H
40X32	42.5	36.8	37.6	4	30.5
50X40	56	51	43.4	27.5	30.5
65X40	57.5	50.45	43.4	32	38.3
65X50	69	63.6	43.4	27.5	41.5
80X50	69	63.6	56.3	30.5	41.5
80X65	82.5	76.5	56.3	30.5	47
100X40	82.5	76.5	69.4	38.5	47
100X65	110	103.8	43.4	27.5	53.5
100X50	110	103.8	69.4	38.5	53.5
50X40	110	103.8	56.3	30.5	53.5
100X80	111	101.7	83.2	53.8	78.2
150X100	160.3	151.8	110.9	50.5	80

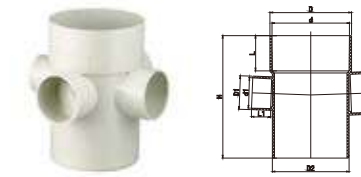


ITEM NO: AUdC01

ACCESS COUPLING

Nom Size	D	Tr	d	L	H
100	116.7	125	110.9	50.5	105
150	168.5	174	160.9	77	159.2

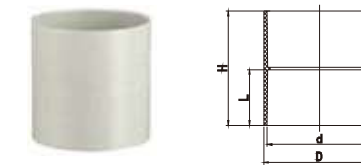
PVC DWV FITTINGS



ITEM NO: AUdO34

FOUR WAY RISER

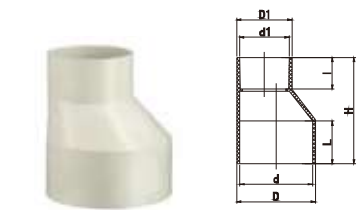
Nom Size	D	d	L	L1	H	D1	d1	D2
100X50X50X50X40	116.7	110.9	50.5	27.5	175	47.8	43.4	110
100X50X50X40X40	116.7	110.9	50.5	30.5	193.5	61.1	56.3	110
80X50X40X40X40	88.8	83.2	45.34	27.5	162	47.8	43.4	82.5



ITEM NO: AUdC02

COUPLING F/F

Nom Size	D	d	L	H
32	40.8	36.8	24.5	51.5
40	48.2	43.4	27.5	57
50	61.1	56.3	30.5	63
80	88.8	83.2	44.5	91
65	74.6	69.4	38.5	79
100	116.7	110.9	50.5	104
150	168.5	160.9	77	159.2



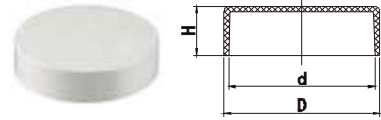
ITEM NO: AUdR02

LEVEL INVERT TAPER M/F

Nom Size	D	d	I	L	H	D1	d1
50X40	56	51	27.5	29.44	66	48.4	43.4
65X40	69	63.6	27.5	37.57	93	48.4	43.4
65X50	69	63.6	30.5	37.57	79	61.7	56.3
80X50	82.5	76.5	30.5	44.63	108	61.1	56.3
80X65	82.5	76.5	38.5	44.24	125	75.1	69.4
100X65	110	103.8	38.5	49.18	124	74.9	69.4
100X50	110	103.8	30.5	48.88	115.7	61.1	56.3
100X80	110	103.8	44.5	49.62	130	88.8	83.2
150X100	160	151.8	50.5	98.3	210	118.5	110.9

PVC DWV FITTINGS

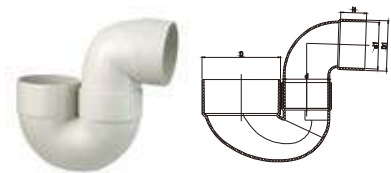
AS/NZS1260



ITEM NO: AUDW01

DUST CAP

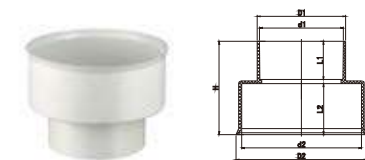
Nom Size	D	d	H
32	40.8	36.8	17.2
40	47.8	43.4	27.4
50	61.1	56.3	27.5
65	74.6	69.4	27.7
80	88.8	83.2	28
100	116.7	110.9	28.1
150	169.1	160.9	39.3



ITEM NO: AUDS01

FLOOR WASTE GULLY

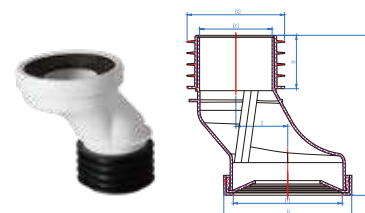
Nom Size	D	d	H	D1	d1
80X50	88.8	69.4	30.5	61.06	56.3
80X65	88.8	69.4	38.5	74.6	69.4
100X50	110.9	69.4	30.5	61.06	56.3
100X65	116.7	69.4	38.5	74.6	69.4
100X100	116.7	110.9	50.5	115	100



ITEM NO: AUD013

CERAMIC ADAPTOR

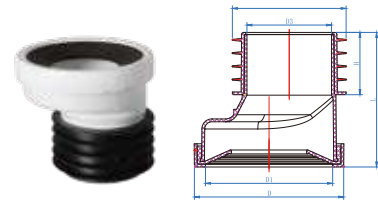
Nom Size	D1	d1	L1	L2	H	D2	d2
100	116.7	110.9	50.5	67	123	172.5	158.5



ITEM NO: AUD003

PAN CONNECTORS 60MM OFFSET

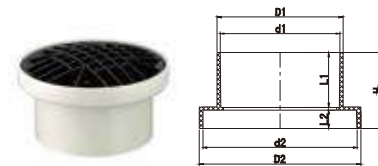
Size Nom	D	D1	D2	D3	H	L	Z
100	147	126	112.7	83.8	61.7	74.8	60



ITEM NO: AUD005

PAN CONNECTORS 20MM OFFSET

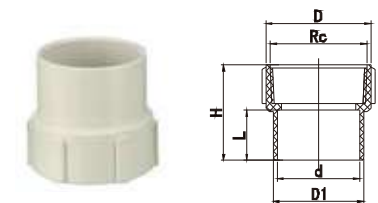
Size Nom	D	D1	D2	D3	H	L	Z
100	147	126	112.7	83.8	61.7	133.3	20



ITEM NO: AUDD01

FINISHING COLLAR AND GRATE

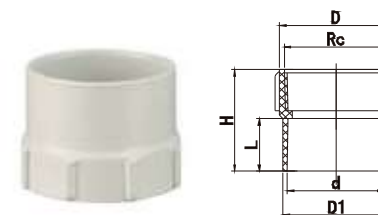
Nom Size	D1	d1	L1	L2	H	D2	d2
100	116.7	110.9	50.5	17	70	149.6	143.2



ITEM NO: AUD023

ADAPTOR FEMALE IRON

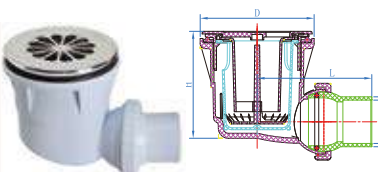
Nom Size	D	D1	Rc	d	H	L
40	53	43	G1-1/2	38.2	52.5	28
50	65	56	2"	51	59	59



ITEM NO: AUD030

CONNECTOR FEMALE IRON

Nom Size	D	D1	Rc	d	H	L
40	53	47.8	1 1/2	43.4	50	27.5
50	65	61.1	2	56.3	59	30.5



ITEM NO: AUD006

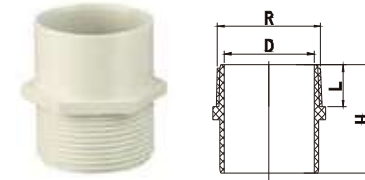
EASY CLEAN SHOWER WASTE

Size Nom	D1	d1	D	H	L
50	50	43.4	114.2	107.15	114.9



AS/NZS1260

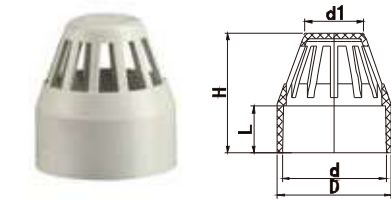
PVC DWV FITTINGS



ITEM NO: AUD024

CONNECTOR MALE IRON

Nom Size	D	L	H	R
40	38.2	22.5	55	1-1/2
50	51	24	62	2



ITEM NO: AUD07

VENT COWL

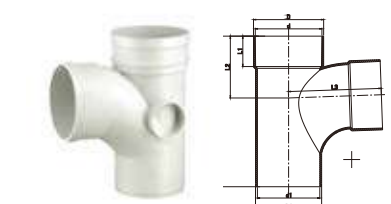
Nom Size	D	d	d1	L	H
50	62	56.3	32.05	25.2	65
50X40	61	56.3	32.6	30	80.8
100	119	110.9	73.1	25	85



ITEM NO: AUDI03

INSPECTION TEST OPENING WITH ONE SOCKET THREAD F/F

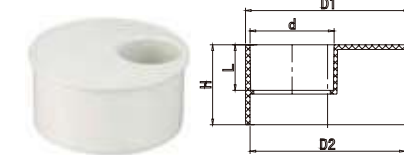
Nom Size	D	d	Tr	L1	L2	L3	D1
100	116.7	110.9	125	50.5	110	220	119



ITEM NO: AUDT09

88° JUNCTION M/F

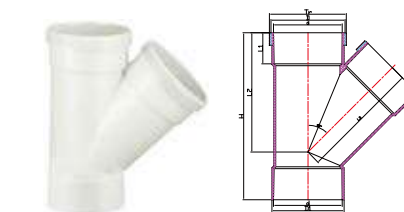
Nom Size	D	d	L1	L2	L3	L4	d1	D1
100	116.7	110.9	50.5	102.8	154.5	250.3	103.8	110



ITEM NO: AUDR03

PIPE REDUCER M/F

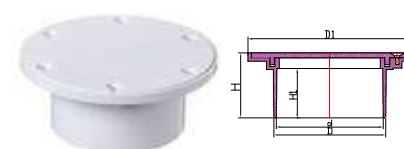
Nom Size	D1	D2	d	L	H
40X32	43.1	37.6	36.8	24.5	30.5
50X40	57.5	43.4	38.3	32	32
100X40	110	103.8	43.4	27.5	53.5
100X50	110	103.8	56.3	30.5	53.5
100X65	110	97.6	69.4	38.5	53.5
100X80	111	83.2	78.2	48.3	53.8



ITEM NO: AUDT010

JUNCTION THREAD F/F

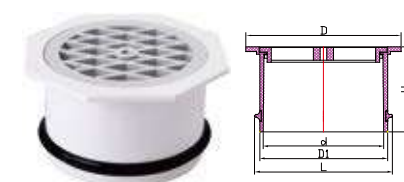
Nom Size	D	d	D1	H	Tr	L1	L2
100	119.6	110.9	116.7	270	124.2	50.5	193



ITEM NO: AUDF02

FLANGE

Nom Size	D	d	D1	H	H1
100	116.5	110.9	169.5	67.5	51



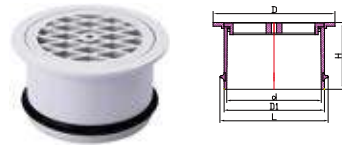
ITEM NO: AUDD02

DIAMOND FLOOR DRAIN

Nom Size	D	d	D1	H	L
100	117.5	91.5	97	64.5	104.5

PVC DWV FITTINGS

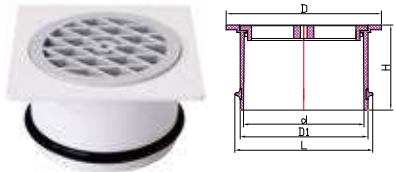
AS/NZS1260



ITEM NO: AUDD03

● ROUND FLOOR DRAIN

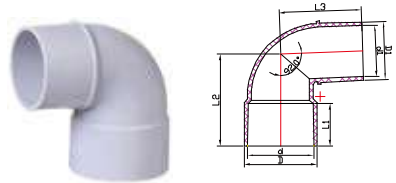
Nom Size	D	d	D1	H	L
100	117.5	91.5	97	64.5	104.5



ITEM NO: AUDD04

● SQUARE FLOOR DRAIN

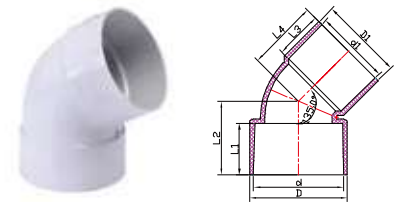
Nom Size	D	d	D1	H	L
100	117.5	91.5	97	64.5	104.5



ITEM NO: AUDE07

● 90° BEND M/F

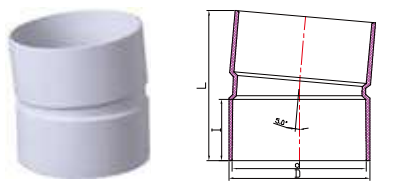
Nom Size	D	d	L1	L2	L3	D1	d1
40	47.8	43.4	27.5	60.09	54	37.9	33.5
50	61.1	56.3	30.5	68.27	64	50.2	44.2



ITEM NO: AUDE08

● 45° REDUCING BEND

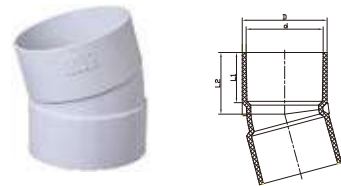
Nom Size	D	d	L1	L2	L3	L4	D1	d1
50X40	56	51.65	29.5	42.17	27.5	40.59	47.8	43.4



ITEM NO: AUDE09

● 5° BEND

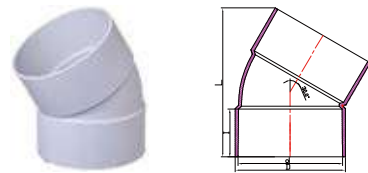
Nom Size	D	d	L	I
100	116.7	110.9	123.86	50.5



ITEM NO: AUDE011

● 15° BEND

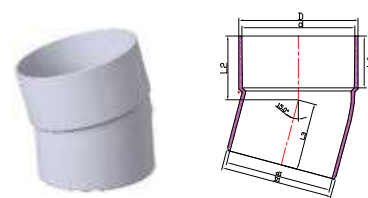
Nom Size	D	d	L	I
40	47.8	43.4	28.24	34.7
50	61.1	56.3	31.19	38.6
100	116.7	110.9	140.90	50.5



ITEM NO: AUDE012

● 30° BEND

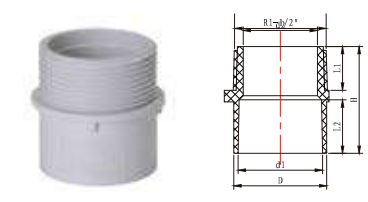
Nom Size	D	d	L	I
100	116.7	110.9	157.93	50.5



ITEM NO: AUDE013

● 15° BEND M/F

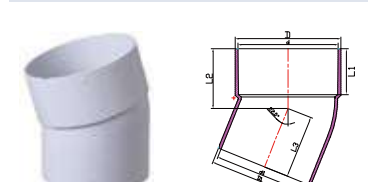
Nom Size	D	d	L1	L2	L3	D1	d1
100	116.7	110.9	50.5	62.4	65.76	110	103.8



ITEM NO: AUD025

● ADAPTOR MALE IRON

Nom Size	D	d1	d2	R	L1	L2	H
40	47.8	43.4	38.2	1-1/2"	22.5	27.5	55
50	96.4	56.3	38.2	2"	24	27.5	59



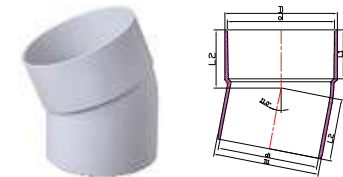
ITEM NO: AUDE014

● 22° BEND M/F

Nom Size	D	d	L1	L2	L3	D1	d1
100	116.7	110.9	50.5	66	69.43	110	103.8



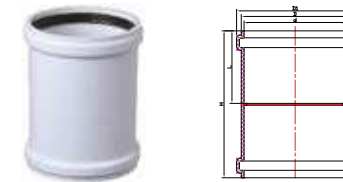
AS/NZS1260



ITEM NO: AUDE015

● 11° BEND M/F

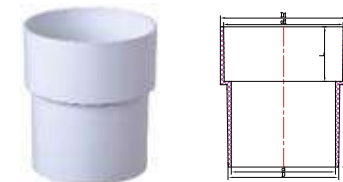
Nom Size	D	d	L1	L2	L3	D1	d1
100	116.7	110.9	50.5	60	64.24	110	103.8



ITEM NO: AUDC03

● COUPLING WITH RUBBER

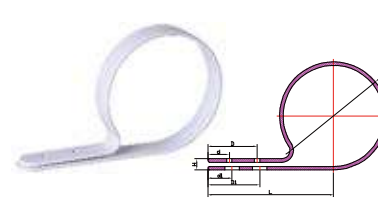
Nom Size	D	d	L	H	D1
100	117.3	111	78.9	160	127.4
150	169.2	161	116.5	236	181.8



ITEM NO: AU DR04

● REDUCING COUPLING M/F

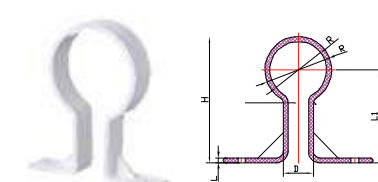
Nom Size	D	d	D1	d1	H	L
100	102.7	96.5	116.7	110.9	130	50.5



ITEM NO: AUDP01

● KEY CLIP

Nom Size	L	D	d	D1	d1	H	R
40	54		14.35	14.35	9.4	48.9	
100	136.3	53.3	23.3	56.3	26.3	12	116.9

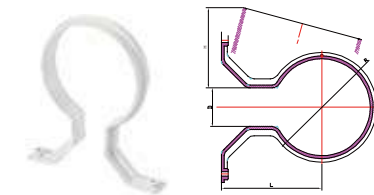


ITEM NO: AUDP02

● PLAS CLIP Ω

Nom Size	D	L	L1	H	R	R1
32	19.4	3.2	59.2	80.5	42.6	36.2

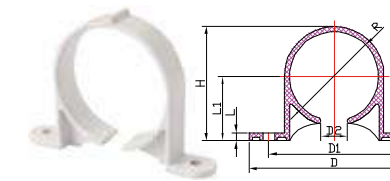
PVC DWV FITTINGS



ITEM NO: AUDP03

● PIPE CLIP

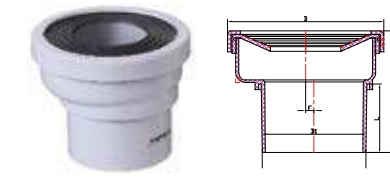
Nom Size	D	H	L	R
100	43.5	175.65	113.65	109.5



ITEM NO: AUDP04

● PIPE CLIP SADDLE

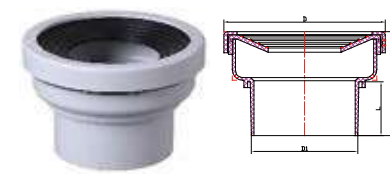
Nom Size	D	D1	D2	H	L	L1	R
40	81	62.3	12.6	54.5	4	30.75	42.5



ITEM NO: AUDD001

● OFF SET PAN COLLAR 20'

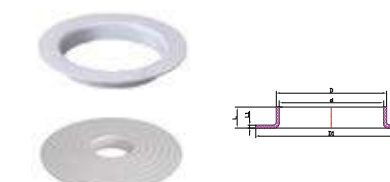
Nom Size	D	D1	L	H	F
100	155	102.69	68	120.7	8.3



ITEM NO: AUDD002

● OFF SET PAN COLLAR

Nom Size	D	D1	L	H
100	155	102.69	52	100.2



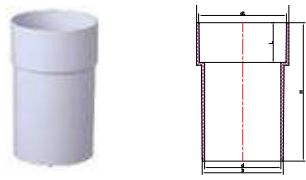
ITEM NO: AUDW04

● DWV SAFE WASTE TRAY

Nom Size	D	d	D1	L	L1
40	48.9	43.8	197.7	21.3	3.3
50	61.7	56.8	197.7	21.3	3.3
100	117.2	111	160.5	22	3.1

PVC DWV FITTINGS

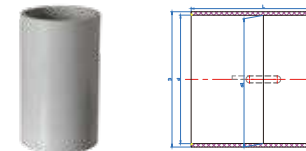
AS/NZS1260



ITEM NO: AUDC04

LONG COUPLING

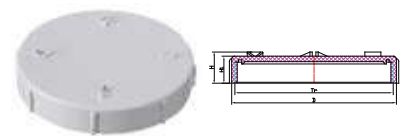
Nom Size	D	d	D1	d1	H	L
100	102.7	96.5	116.7	110.9	175	50.5



ITEM NO: AUDC07

SLIP COUPLING

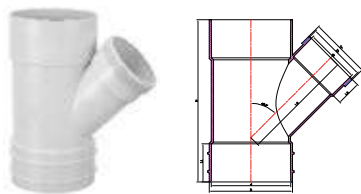
Nom Size	D	d	d1	L
100	117	111.1	110.8	125



ITEM NO: AUDW03

THREADED CAP

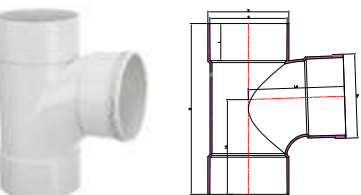
Nom Size	D	H	H1	Tr
100	182.5	34.5	30	175.5
150	169.1	39.3	/	160.9



ITEM NO: AUDT011

REDUCING TEE

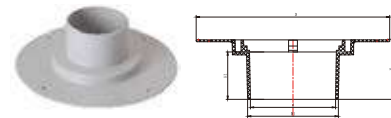
Nom Size	D	d	D1	d1	L1	L2	L3	L4	Tr
150X100	168.5	160.9	120	110.9	77	50.5	228.22	328	124



ITEM NO: AUDT012

88° JUNCTION

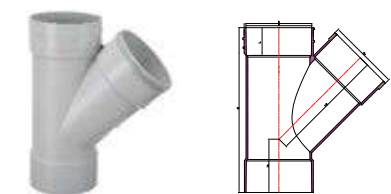
Nom Size	D	d	Tr	H	L	L1	L2
150	168.5	160.9	174.5	355	77	197	200



ITEM NO: AUDF03

TILE LEAK CONTROL FLANGE

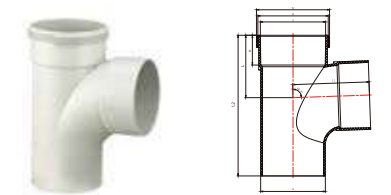
Nom Size	D	d	D1	H	H1
80	198	69.3	75.2	48.4	60.8
100	219	96.4	102.7	68	53.7



ITEM NO: AUDT013

45° JUNCTION

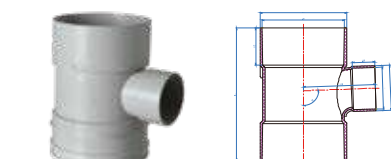
Nom Size	D	d	Tr	H	L	L1	L2
150	168.5	160.9	174.5	412	77	130.54	281.32



ITEM NO: AUDT014

88° PLAIN JUNCTION M/F

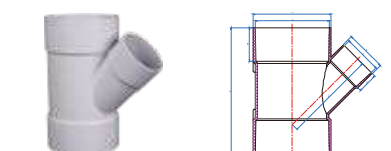
Nom Size	D	d	Tr	H	L	L1	L2	L3
100X88	119.6	110.9	124.2	50.5	106	130	239	110



ITEM NO: AUDT015

88° JUNCTION

Nom Size	D	d	D1	d1	L1	L2	L3	L4
100X50	61.1	56.3	116.7	110.9	180	50.5	97.42	30.5



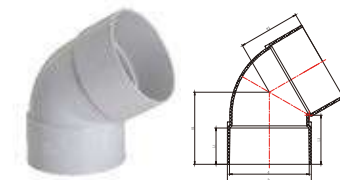
ITEM NO: AUDT016

45° JUNCTION

Nom Size	D	d	D1	d1	L1	L2	L3	L4
100X50	61.1	56.3	116.7	110.9	190	50.5	139.1	30.5
100X65	74.6	69.4	116.7	110.9	212	50.5	155.22	38.5



AS/NZS1260



ITEM NO: AUDE016

60° BEND F/F

Nom Size	D	d	L1	L2	H1	H2
100	116.7	110.9	50.5	68.21	100.23	85.47



ITEM NO: AUDE017

11° BEND F/F

Nom Size	D	d	L	H
100	116.7	110.9	50.5	61



ITEM NO: AUDE018

30° BEND M/F

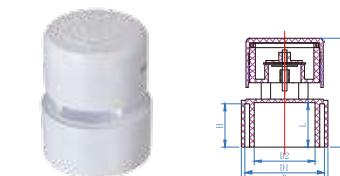
Nom Size	D	d1	d2	L1	L2	H1	H2
100	116.7	110.9	110	103.8	50.5	75.06	70.29



ITEM NO: AUDE019

22° BEND F/F

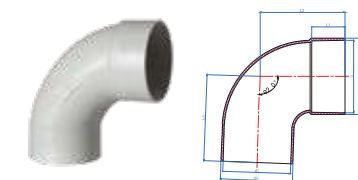
Nom Size	D	d	L	H
100	116.7	110.9	50.5	66



ITEM NO: AUDC06

VENT PIPE

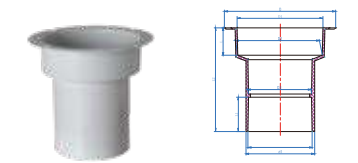
Size Nom	D	D1	D2	H	L	L1
50x40	61.1	56.3	43.4	30	31.5	76.2



ITEM NO: AUDE020

DWV PVC BEND M&F PLAIN

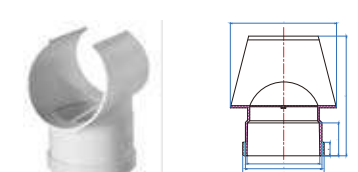
Size Nom	D	d	L1	L2	L3	D1	d1
100	116.7	110.9	50.5	116	104.2	102.7	96.5



ITEM NO: AUDC05

COUPLING DWV FLANGED PRE-LAY

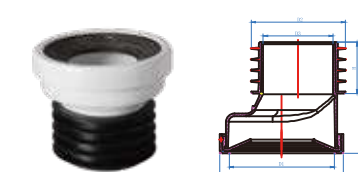
Size Nom	D	D1	D2	D3	d	d1	L	L1	L2
80	143.38	110.9	109.2	82	83.2	88.8	35.78	44.5	134



ITEM NO: AUDT017

SNAP TEE

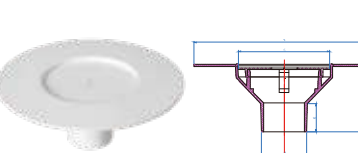
Size Nom	D	D1	D2	D3	H	L	L1
100	162	110.9	116.7	124.2	20.5	50.5	182.7



ITEM NO: AUDO04

PAN CONNECTORS 0MM OFFSET

Size Nom	D	D1	D2	D3	H	L
100	147.9	126	112.7	83.8	61.7	133.3



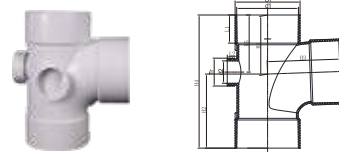
ITEM NO: AUDF04

PUDDLE FLANGE

Size Nom	D	D1	D2	H	L
50	200.4	101.8	50	31.25	74.8

PVC DWV FITTINGS

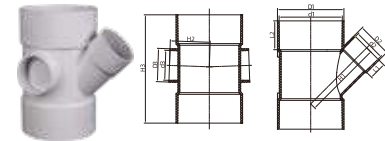
AS/NZS1260



ITEM NO: AUDT018

88° SIDE SMALL ACCESS JUNCTION F/F

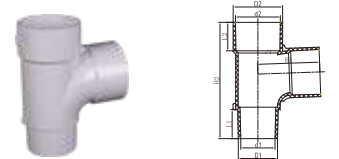
Nom Size	d1	D1	d2	Tr	L1	L2	H1	H2	H3	H4	H5
100	110.9	116.7	40.2	50X5	50.5	17.5	106	133	130	239	102.5



ITEM NO: AUDT020

JUNCTION WITH PORT

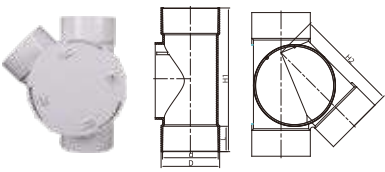
Nom Size	d1	D1	d2	D2	L1	L2	H1	d3	D3	H2	H3
100X50	110.9	116.7	56.3	61.1	30.5	50.5	139.1	52.4	58.4	70	190



ITEM NO: AUDT019

SLAB JUNCTION 88 DEGREE PLAIN

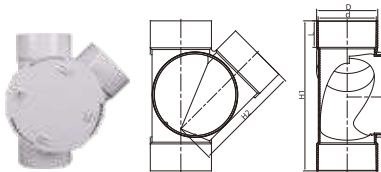
Nom Size	d1	D1	d2	D2	L1	L2	H1	H2
40	33.1	37.9	43.4	47.8	28	27.5	60	112.4
50	45.3	50.3	56.3	61.6	33	30.5	71	133



ITEM NO: AUDT022

45° SIDE ACCESS JUNCTION LEFT BIG WHEEL F/F

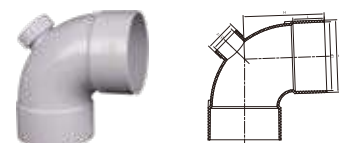
Nom Size	d	D	L	H1	H2
100	110.9	116.7	50.5	286	206



ITEM NO: AUDT021

45° SIDE ACCESS JUNCTION RIGHT BIG WHEEL F/F

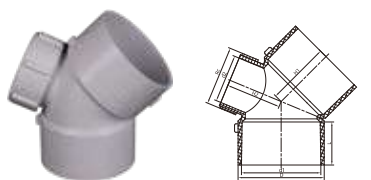
Nom Size	d	D	L	H1	H2
100	110.9	116.7	50.5	286	206



ITEM NO: AUDE023

88° BEND WITH OPENING F/F

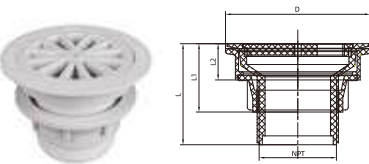
Nom Size	d1	D1	d2	Tr	L	H
100	110.9	116.7	40.2	50X5	50.5	130



ITEM NO: AUDE022

45° BEND WITH OPENING F/F

Nom Size	d1	D	d2	Rc	L	H1	H2
50	56.3	61.1	34	1-1/4"	30.5	45	39.3



ITEM NO: AUDE025

PLUG WASTE SHOWER

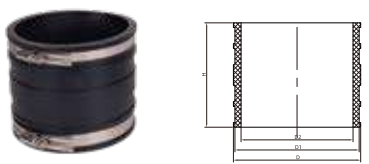
Nom Size	D	NPT	L	L1	L2
80x50	106	2"	74	50	26.5



ITEM NO: AUDE024

FLOOR GRATE ROUND

Nom Size	D	d	L	D1
50	50.3	45.3	37.9	61
80	75.2	69.2	52	92.5



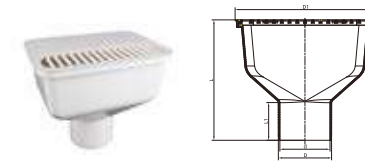
ITEM NO: EPVC01

FLEXIBLE PIPE CONNECTOR

Nom Size	D	D1	D2	H
100	125	122	110	102.5



AS/NZS1260



ITEM NO: ASD008

GULLY DISH & LID

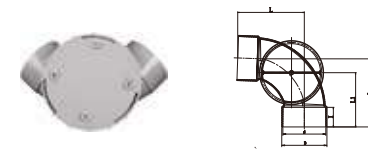
Nom Size	D	d	L	L1	D1
100	109.9	103.6	248.5	77.75	288.5
200	109.9	103.6	248.5	77.9	288.5



ITEM NO: AUDE027

DWV PVC SLAB ADAPTOR


Size Nom	D	D1	D2	L	H
40	61.4	47.8	27.5	31.8	60
50	75.8	61.1	30.5	31.8	65.8



ITEM NO: AUDT023

88° SIDE ACCESS ELBOW RIGHT BIG WHEEL F/F

Size Nom	D	d	L	I	L1
100	116.7	110.9	175.8	50.5	140.1



ITEM NO: AUDT024

COUPLING RIGHT BIG WHEEL F/F

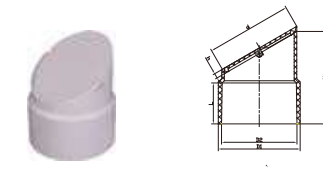
Size Nom	D	d	D1	d1	D2	L	L1
100	110	103.9	116.7	110.9	164.5	299	50.5



ITEM NO: AUDE025

43° BEND M/F

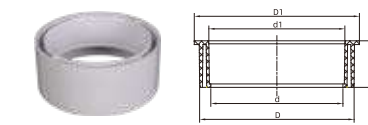
Size Nom	D	d	L1	L2	L3	D1	d1
40	47.8	43.4	27.5	43	39	43	38.2
50	61.1	56.3	30.5	49	45	56	51



ITEM NO: AUDE026

DWV PVC FLAP VALVE

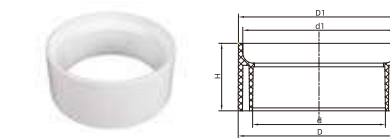
Size Nom	D1	D2	L	H	d	h
50	61.1	56.3	30.5	68.9	64.14	3.6



ITEM NO: ASPR01

IN PIPE REDUCER M/F

Nom Size	D	d	D1	d1	H
100X90	102.9	88	110	90.6	31



ITEM NO: ASRB01

REDUCING BUSH

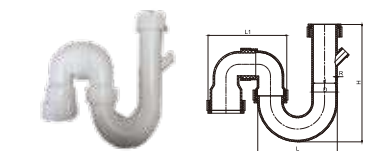
Nom Size	D	d	D1	d1	H
100X90	110.3	90.6	109.9	104	46



ITEM NO: ASD007

ADJUSTABLE RAIN CLIP

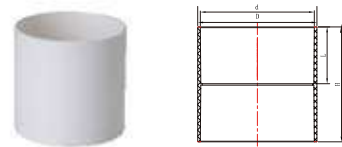
Nom Size	D	D1	D2	D3	H	R
80	33.1	59.4	26	20.6	21.9	79



ITEM NO: ADSP01

DWV S & P TRAP

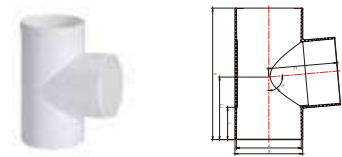
Nom Size	D	d	R	L	L1	H
40	40	36	2	130	134.4	255.75
50	44	36	3	156	154.5	230



ITEM NO: ASC01

● SLIP COUPLING

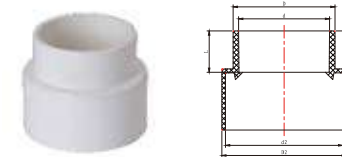
Nom Size	D	d	L	H
80	84	80.39	40	81
90	95	90	55	110



ITEM NO: AST01

● TEE

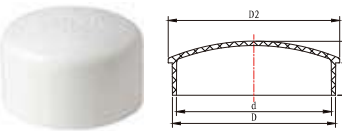
Nom Size	D	d	L	L1	L2	H
80	84	80.39	40	77.5	85.72	163
90	95	90	32	47.5	83	162



ITEM NO: ASR01

● REDUCING ADAPTOR

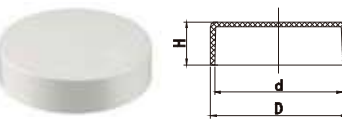
Nom Size	D	d	L	L2	D2	d2	H
100X90X80	90	80.4	36.5	50.5	110	103.6	87.5
90X75	80	75	20	95	90	32	55



ITEM NO: ASP01

● CAP

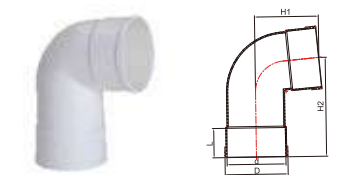
Nom Size	D	D2	d	L	H
80	75.5	79.3	71.7	15	25



ITEM NO: ASP01

● CAP

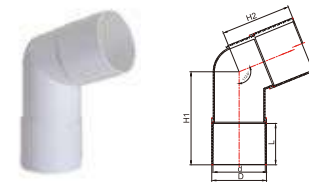
Nom Size	D	d	H
90	91	89	18



ITEM NO: ASE03

● 95° DEGREE ELBOW F+F

Nom Size	D	d	L	H1	H2
80	86	80.39	40	87.23	135.16



ITEM NO: ASE04

● 112° DEGREE ELBOW F+F

Nom Size	D	d	L	H1	H2
80X112	84	80.39	63.5	142.94	135.75



ITEM NO: AUDYO1

● DROPPER

Nom Size	D	d	D1	d1	H
80	74.9	71.5	96	76.6	101



ITEM NO: ASD001

● D SQUARE

Nom Size	D	D1	D2	D3	H	L	L1
150X150X100X90	150	142.6	98.8	102.5	150	18	50.8



ITEM NO: ASD002

● STORM PVC OFFSET GRATE W/SS MESH (90mm)

Nom Size	D	D1	H	L	L1
190X150X90	190	85.3	150	35.31	63.5



ITEM NO: ASD003

● GRATE OFFSET Plastic Mesh ABS

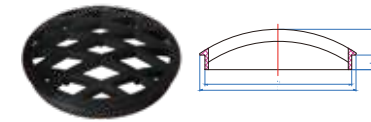
Nom Size	D	D1	H	L	L1
190X150X90	190	85.3	150	35.31	63.5



ITEM NO: ASD004

● GRATE D SQUARE

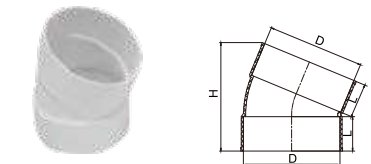
Nom Size	D	D1	D2	D3	H	L	L1
150X150X100X90	150	146	110.9	114	150	21	53.8



ITEM NO: ASD005

● ARCHED POLY GRATE 125MM

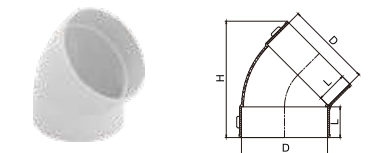
Nom Size	D	D1	L	H
125	150	141	14	39



ITEM NO: ASE05

● 22.5° DEGREE ELBOW F+F

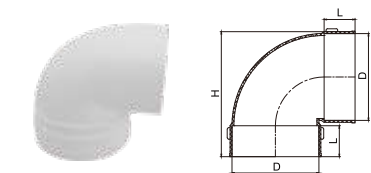
Nom Size	D	L	H
90	95	32	101.1



ITEM NO: ASE01

● 45° DEGREE ELBOW F+F

Nom Size	D	L	H
90	95	32	121.5



ITEM NO: ASE02

● 90° DEGREE ELBOW F+F

Nom Size	D	L	H
90	95	32	129.5



PVC RAINWATER GUTTER AND FITTING

RAIN GUTTER



110MM RAINWATER SYSTEM COMPONENTS

ITEM NO: RWG001

RAIN GUTTER

Nom Size	d1	d2	d3	d4	H1	H2
110	118.5	121.3	14.5	11.9	66.5	127.2

ITEM NO: RWG002

TEE

Nom Size	D	d	L1	d1	d2	d3	D1	d4	H	L
110	/	/	/	75.7	79.5	115.3	/	119.5	201.3	47
110*90	90	85.5	47.5	/	/	/	143.1	/	169.3	201.3

ITEM NO: RWG003

COUPLING

Nom Size	d1	d2	H
110	117.1	121.5	140.2

ITEM NO: RWG004-1

ANGLE CONNECTOR LEFT

Nom Size	H	L	D
110	176	29.8	116.2

ITEM NO: RWG004-2

ANGLE CONNECTOR RIGHT

Nom Size	H	L	D
110	163.5	29.8	116.2

ITEM NO: RWG007

CLAMP

Nom Size	D	H
110	121	145.6

ITEM NO: RWG005

END CAP LEFT

Nom Size	d1	d2	H
110	117.1	121.5	140.2

ITEM NO: RWG006

END CAP RIGHT

Nom Size	d1	d2	H
110	117.1	121.5	140.2

ITEM NO: RWG008

UDE01 90° ELBOW

Nom Size	d	D	L
80	80.5	85.5	47
110	80.5	88.5	45

ITEM NO: RWG009

UDE03 45° ELBOW

Nom Size	d	D	L
80	80.5	85.5	47
110	80.5	84.5	46.7

ITEM NO: RWG012

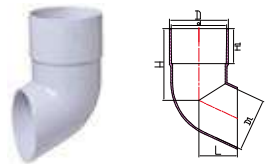
METAL CLAMP

Nom Size	d	D	L
110			

ITEM NO: RWG011

CLIP

Nom Size	L	L1	D
80	93.9	58	80

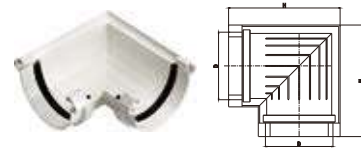


ITEM NO: RWG014

SHOE DIVERTER

Nom Size	D	d	H	H1	D1	L
80	86.2	81	105.1	51	77.17	56.38

110MM RAINWATER SYSTEM COMPONENTS



ITEM NO: RWG004-3

ANGLE CONNECTOR WITH GASKET

Nom Size	D	H
110	120.67	199.45



ITEM NO: RWG003-1

COUPLING WITH GASKET

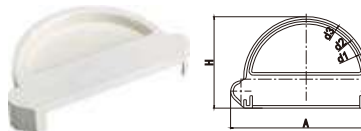
Nom Size	D	H	A
110	116.2	152.3	100



ITEM NO: RWG002-1

TEE WITH GASKET


Nom Size	A	H	L	d1	d2	d3	d4
110	152.3	191.2	43	74.4	84.5	116.2	121.2



ITEM NO: RWG005-1

END CAP TYPE II

Nom Size	H	A	d1	d2	d3
110	88.5	146.4	112	116.2	121.2



ITEM NO: RWG010

COUPLING M/F

Nom Size	D	d	d1	L	H
80	86.5	80	74.7	85.3	137.5

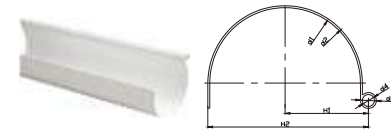


ITEM NO: RWG013

INVISIBLE CLAMP

Nom Size	D	L	L1	R1	R2
110	100	149.3	138.3	14.9	120

125MM RAINWATER SYSTEM COMPONENTS



ITEM NO: RWGS001

RAIN GUTTER

Nom Size	d1	d2	d3	d4	H1	H2
125	125	128.4	14.7	11.1	70	134.2



ITEM NO: RWGS003

COUPLING

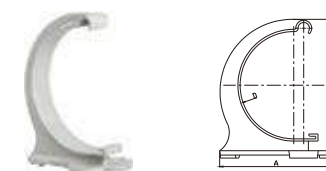
Nom Size	D	H	A
125	131	210	169



ITEM NO: RWGS004

ANGLE CONNECTOR

Nom Size	H	D
125	226	131



ITEM NO: RWGS007

CLAMP

Nom Size	D	H	A
125	131.0	171.5	142.0



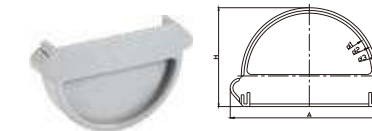
125MM RAINWATER SYSTEM COMPONENTS



ITEM NO: RWGS002

TEE

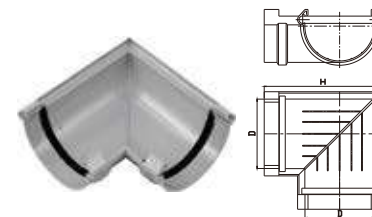
Nom Size	d1	d2	d3	d4	H	L	A
125	74.4	80	131	136.6	189.3	43	169



ITEM NO: RWGS005

ENDCAP

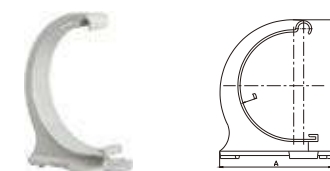
Nom Size	d1	d2	d3	H	A
125	125.8	131	136.2	99.3	160.7



ITEM NO: RWGM004

ANGLE CONNECTOR

Nom Size	H	D
140	245	145

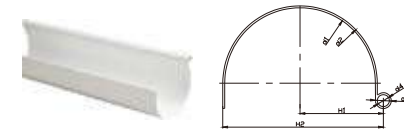


ITEM NO: RWGM007

CLAMP

Nom Size	D	H	A
140	145	187.5	152

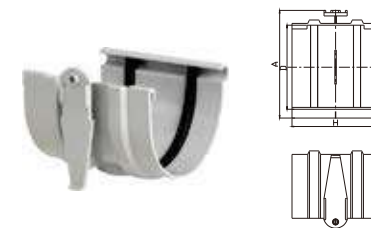
140MM RAINWATER SYSTEM COMPONENTS



ITEM NO: RWGM001

RAIN GUTTER

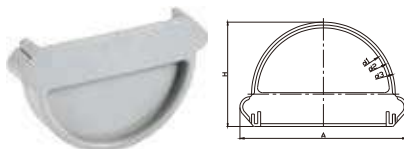
Nom Size	d1	d2	d3	d4	H1	H2
140	140	143.6	14.7	11.1	77.5	149.3



ITEM NO: RWGM003

COUPLING

Nom Size	D	H	A
140	145	151	186



ITEM NO: RWGM005

END CAP

Nom Size	d1	d2	d3	H	A
140	139	145	151	110	176



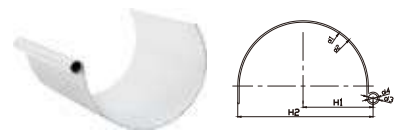
ITEM NO: RWGM002

TEE

Nom Size	d1	d2	d3	d4	H	L	A
140	77	82	145	151	226	45	186



170MM RAINWATER SYSTEM COMPONENTS



ITEM NO: RWGL001

RAIN GUTTER

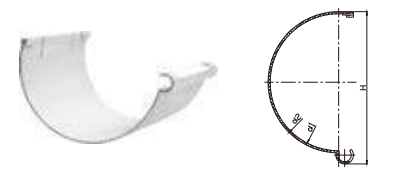
Nom Size	d1	d2	d3	d4	H1	H2
170	170	174	16.2	12.2	93.2	180.2



ITEM NO: RWGL002

TEE

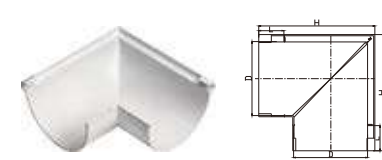
Nom Size	d1	d2	d3	d4	H	L
170	94.4	100	176.2	181.8	159	48



ITEM NO: RWGL003

COUPLING

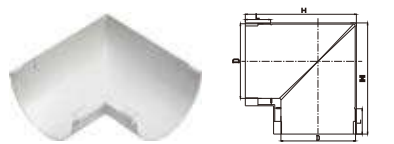
Nom Size	d1	d2	H
170	176.2	181.8	196



ITEM NO: RWGL004-1

ANGLE CONNECTOR RIGHT (EXTERNAL)

Nom Size	H	L	D
170	277.2	60	176.2



ITEM NO: RWGL004-2

ANGLE CONNECTOR RIGHT (INTERIOR)

Nom Size	H	L	D
170	263	60	176.2



ITEM NO: RWGL005

END CAP LEFT

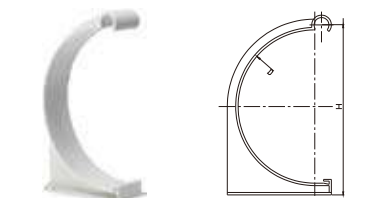
Nom Size	d1	d2	H
170	176.2	181.8	196



ITEM NO: RWGL006

END CAP RIGHT

Nom Size	d1	d2	H
170	176.2	181.8	196



ITEM NO: RWGL007

CLAMP

Nom Size	D	H
170	176.2	206.7




5.2" SQUARE RAINWATER SYSTEM COMPONENTS



ITEM NO: RWGA001

RAIN GUTTER

Nom Size	D1	D2	H	h1
5.2"	138	90	105	21



ITEM NO: RWGA006

RECTANGLE PIPE

Nom Size	D	d
5.2"	86	63



ITEM NO: RWGA005-1

LEFT END CAP

Nom Size	D	d
5.2"	136	109



ITEM NO: RWGA005-2

RIGHT END CAP

Nom Size	D	d
5.2"	136	109



ITEM NO: RWGA003

COUPLING

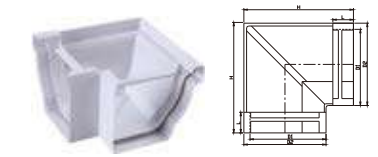
Nom Size	D1	D2	H	h1	h2
5.2"	135	90	108	27	5



ITEM NO: RWGA004-1

90° INSIDE CORNER

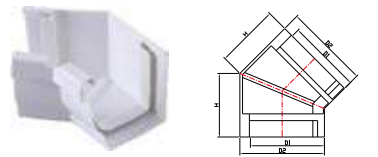
Nom Size	H	D1	D2	L
5.2"	180	86	135	37.5



ITEM NO: RWGA004-2

90° OUTSIDE CORNER

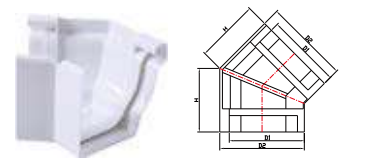
Nom Size	H	D1	D2	L
5.2"	180	86	135	37.5



ITEM NO: RWGA008-1

135° INSIDE CORNER

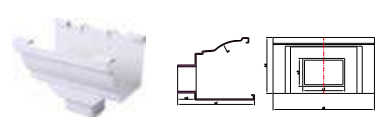
Nom Size	D1	D2	H
5.2"	105	132	105



ITEM NO: RWGA008-2

135° OUTSIDE CORNER

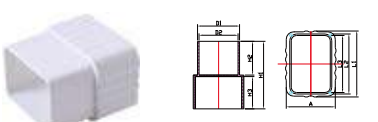
Nom Size	D1	D2	H
5.2"	105	132	105



ITEM NO: RWGA002

TEE

Nom Size	A1	A2	H1	H2	D	L1	L2
5.2"	219	152	173	35	100	79	58



ITEM NO: RWGA009

COUPLING OF PIPE

Nom Size	A	L1	L2	L3	D1	D2	H1	H2	H3
5.2"	65.5	88	80	76	56	52	90	45	43



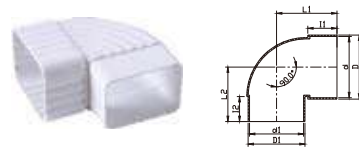
ITEM NO: RWGA010

65° DIVERTER

Nom Size	D	d	D1	d1	l1	l2
5.2"	67	63	57	53	41	35



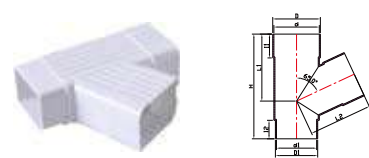
5.2" SQUARE RAINWATER SYSTEM COMPONENTS



ITEM NO: RWGA011

90° DIVERTER

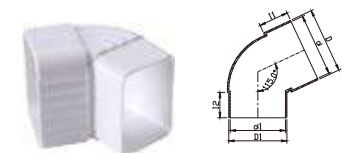
Nom Size	D	d	D1	d1	L1	L2	I1	I2
5.2"	67	63	57	53	73.5	64.5	41	35



ITEM NO: RWGA018

SKEW TEE

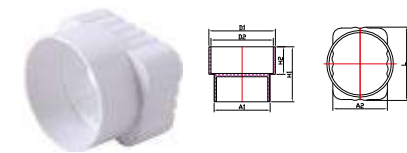
Nom Size	D	d	D1	d1	H	L1	L2	I1	I2
5.2"	90	86	80	76	198	126.6	120.2	45	35



ITEM NO: RWGA012

65° ELBOW

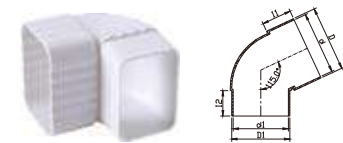
Nom Size	D	d	D1	d1	I1	I2
5.2"	91	86	80	76	41	35



ITEM NO: RWGA019

CONVERSION JOINT

Nom Size	A1	A2	L	H1	H2	D1	D2
5.2"	67.5	65.5	88	66	33	80	75



ITEM NO: RWGA013

90° ELBOW

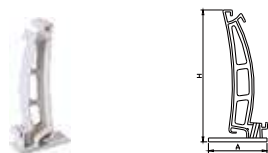
Nom Size	D	d	D1	d1	L1	L2	I1	I2
5.2"	91	86	80	76	85	57	41	35



ITEM NO: RWGA014

CLIP

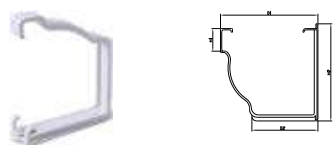
Nom Size	A1	A2	H	D
5.2"	125	88.5	61.8	5



ITEM NO: RWGA015

GUTTER HANGER-SINGLE HOLE

Nom Size	A	H
5.2"	60	131



ITEM NO: RWGA007

CLAMP

Nom Size	D1	D2	H1	H2
5.2"	145	101	22	132



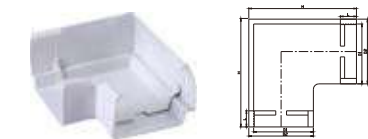
7" SQUARE RAINWATER SYSTEM COMPONENTS



ITEM NO: RWGB001

RAIN GUTTER


Nom Size	A	H	D
7"	76	148	100



ITEM NO: RWGB004-2

90° OUTSIDE CORNER

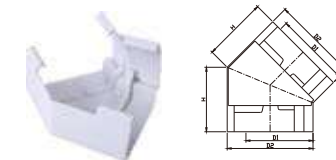
Nom Size	H	D1	D2	L
7"	220	134.2	156.5	51.5



ITEM NO: RWGB006

RECTANGLE PIPE

Nom Size	D1	d
7"	100	80



ITEM NO: RWGB008-1

135° INSIDE CORNER

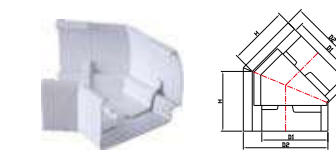
Nom Size	D1	D2	H
7"	140	160	120



ITEM NO: RWGB005-1

LEFT END CAP

Nom Size	D1	d
7"	100	80



ITEM NO: RWGB008-2

135° OUTSIDE CORNER

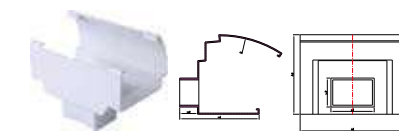
Nom Size	D1	D2	H
7"	137	154	120



ITEM NO: RWGB005-2

RIGHT END CAP

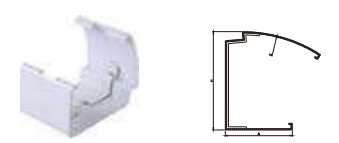
Nom Size	D1	d
7"	100	80



ITEM NO: RWGB002

TEE

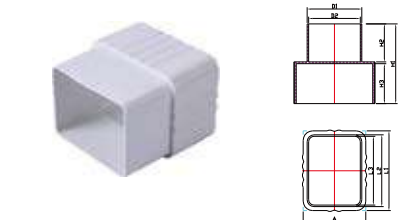
Nom Size	A1	A2	H1	H2	D	L1	L2
7"	231	156	155	49	150	94	71



ITEM NO: RWGB003

COUPLING

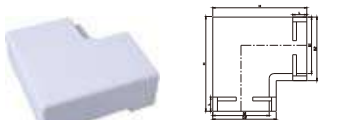
Nom Size	A	H	D
7"	83	156	150



ITEM NO: RWGB009

COUPLING OF PIPE

Nom Size	A	L1	L2	L3	D1	D2	H1	H2	H3
7"	82.5	105	94.5	90.5	72	68	105	50	52.5



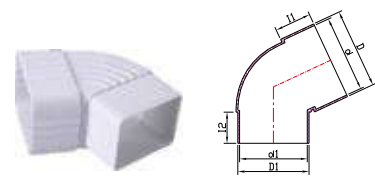
ITEM NO: RWGB004-1

90° INSIDE CORNER

Nom Size	H	D1	D2	L
7"	220	135	157	51.5



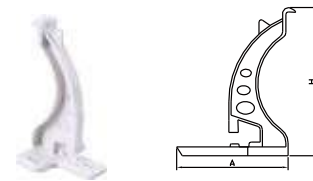
7" SQUARE RAINWATER SYSTEM COMPONENTS



ITEM NO: RWGB010

65° DIVERTER

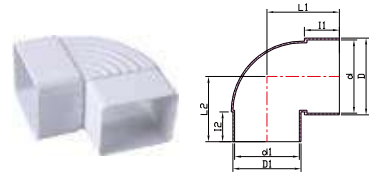
Nom Size	D	d	D1	d1	I1	I2
7"	83	79	73	69	54	50



ITEM NO: RWGB007

U HANGER

Nom Size	A	H
7"	87	151



ITEM NO: RWGB011

90° DIVERTER

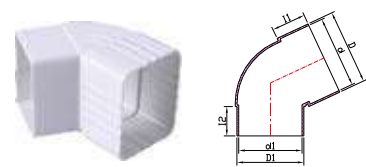
Nom Size	D	d	D1	d1	L1	L2	I1	I2
7"	83	79	73	69	93.5	88.5	54	50



ITEM NO: RWGB019

CONVERSION JOINT

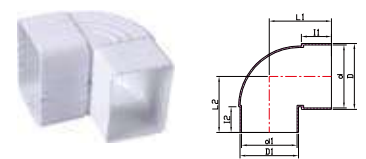
Nom Size	A1	A2	L	H1	H2	D1	D2
7"	105	105	82.5	95.5	45.5	80	75



ITEM NO: RWGB012

65° ELBOW

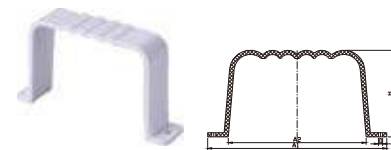
Nom Size	D	d	D1	d1	I1	I2
7"	105	101	94	90	54	50



ITEM NO: RWGB013

90° ELBOW

Nom Size	D	d	D1	d1	L1	L2	I1	I2
7"	105	101	94	90	106	98.5	54	50



ITEM NO: RWGB014

CLIP

Nom Size	A1	A2	H	D
7"	141.6	106.8	71	5



125MM SQUARE RAINWATER SYSTEM COMPONENTS



ITEM NO: RWGF001

SQUARE RAIN GUTTER

Nom Size	D	H
125	129.1	73.58



ITEM NO: RWGF004

SQUARE ELBOW

Nom Size	D	H
125	128.7	206.02



ITEM NO: RWGF005

SQUARE END CAP

Nom Size	A	H
125	148.11	85.27



ITEM NO: RWGF002

SQUARE TEE

Nom Size	A	D	d	H	L
125	148.51	60.17	56	135.8	38



ITEM NO: RWGF006

SQUARE CLAMP

Nom Size	A	H
125	105.3	130.09



ITEM NO: RWGF003

SQUARE COUPLING

Nom Size	A	D	D1	H
125	104.6	85.13	121	130.09



ITEM NO: RWGF007

SQUARE RAIN PIPE

Nom Size	H1	H2	D1	D2
74	61	65	70	74



ITEM NO: RWGF009

SQUARE 45 ELBOW

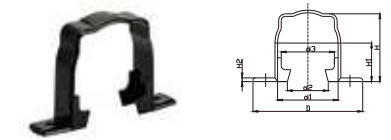
Nom Size	D	d	D1	H	L	H1
74	79	74.5	74	98	42	61.7



ITEM NO: RWGF008

SQUARE 45 ELBOW M/F


Nom Size	D	d	D1	H	L	H1	H2
74	79	74.5	70	98	42	93.5	39.5



ITEM NO: RWGF011

SQUARE U CLAMP

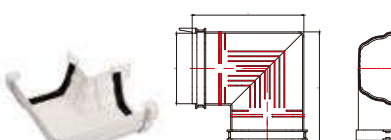
Nom Size	D	d1	d2	d3	H	H1	H2
74	134	74	50	65	82.7	47	4.5



ITEM NO: RWGF010

SQUARE COUPLING M/F

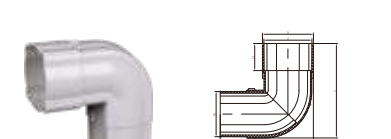
Nom Size	D	d1	d2	d3	H	H1
74	134.5	52	65	70	47.5	4.5



ITEM NO: RWGF013

RIGHT SQUARE ELBOW 125MM


Nom Size	D	H
125	130.09	206.02



ITEM NO: RWGF014

SQUARE 90 DEGREE ELBOW M/F

Nom Size	D	d	D1	H	L	L1
74	79	74.5	70	144.5	146.5	42



PVC-U INSULATING ELECTRICAL PIPES & FITTINGS

ELECTRIC CONDUITS AND FITTINGS



PVC-U INSULATING ELECTRICAL PIPES & FITTINGS



ITEM NO: EDT01

TRUNKING

Model		mm		
DN15X10	DN25X15	DN40X20	DN60X25	DN60X40
DN80X40	DN100X27	DN100X40	DN100X60	



ITEM NO: ED005

TEE

Model		mm		
16	20	25	32	40



ITEM NO: ED001

PIPES

External diameter (mm)	Middle type	16	20	25	32	40
	Light type	16	20	25	32	40



ITEM NO: ED006

SCREWED CONVERTERS

Model		mm		
16	20	25	32	



ITEM NO: ED002

INSPECTION ELBOW

Model		mm		
20	25	32		



ITEM NO: ED007

COUPLING

Model		mm		
16	20	25	32	40



ITEM NO: ED003

ELBOW

Model		mm		
16	20	25	32	40



ITEM NO: ED008

REDUCING COUPLING

Model		mm		
20X16	25X20	32X25	32X20	



ITEM NO: ED004

INSPECTION TEE

Model		mm		
20	25	32		



ITEM NO: ED009

OCTAGON OUTLET BOX

Model		mm		
75X75X50				



ITEM NO: ED010

● ONE WAY CIRCULAR BOX

Model	mm	
16	20	25



ITEM NO: ED015

● COVER

Model	mm
75X75X50	



ITEM NO: ED011

● TWO WAY CIRCULAR BOX

Model	mm	
16	20	25



ITEM NO: ED016

● ONE WAY EXTENSION RING

Model	mm	
16	20	25



ITEM NO: ED012

● THREE WAY CIRCULAR BOX

Model	mm	
16	20	25



ITEM NO: ED017

● TWO WAY EXTENSION RING

Model	mm	
16	20	25



ITEM NO: ED013

● FOUR WAY CIRCULAR BOX

Model	mm	
16	20	25



ITEM NO: ED018

● THREE WAY EXTENSION RING

Model	mm	
16	20	25



ITEM NO: ED014

● ANGLE CIRCULAR BOX

Model	mm	
16	20	25



ITEM NO: ED019

● FOUR WAY EXTENSION RING

Model	mm	
16	20	25



ITEM NO: ED020

● ANGLE EXTENSION RING

Model	mm	
16	20	25



ITEM NO: ED034

● SQUARE BOX

Size Nom	d	D	H	L	h1
120X120X50	75.8	120	124.5	120	56



ITEM NO: ED021

● PIPE TRACKET

Model		mm			
16	20	25	32	40	50



ITEM NO: ED035

● JUNCTION BOX

Size Nom	d	D	H	L	D1
100X100X44	74.02	102.8	100	44.5	100



ITEM NO: ED022

● INLET BOX

Model	mm
86X86X45	86X86X38



ITEM NO: ED036

● UTILITY BOX

Size Nom	D	H	d	d1	L	L1
106X62X48	105.5	61.5	82.5	40	48	23.5



ITEM NO: ED023

● OUTLET BOX

Model		mm	
75X75X50	77X77X65	77X77X75	77X77X100
77X77X110	77X77X120	105X60X50	105X105X50

PVC-U INSULATING ELECTRICAL PIPES & FITTINGS

(AS/NZS 2053)

ELECTRIC CONDUITS AND FITTINGS



ITEM NO: AEDC001

● CONDUIT (medium type)

Size Nom	Outer Dia(D)	Wall Thickness(E)
16	15.7-16.0	1.6-1.9
20	19.7-20	1.8-2.1
25	24.7-25	1.8-2.1
32	31.7-32	2.1-2.4
40	39.7-40	2.4-2.7
50	49.7-50	2.8-3.1
63	62.7-63	3.0-3.5
80	88.7-89.1	3.5-4.1
100	114.1-114.5	4.5-5.2
125	140.0-140.4	5.5-6.3
150	160.0-160.5	6.3-7.1

● CONDUIT (heavy type)

Size Nom	Outer Dia(D)	Wall Thickness(E)
20	19.7-20	2.3-2.6
25	24.7-25	2.5-2.8
32	31.7-32	2.7-3.0
40	39.7-40	3.1-3.4
50	49.7-50	3.4-3.9
63	62.7-63	3.9-4.5
80	88.7-89.1	4.6-5.3
100	114.1-114.5	5.9-6.7
125	140.0-140.4	7.2-8.1
150	160.0-160.5	8.3-9.3



ITEM NO: AED001

● CONDUIT (medium type)

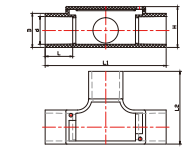
Size Nom	Wall Thickness(E)
20	0.3
25	0.4
32	0.6
40	0.65
50	0.65



ITEM NO: AED001

● CONDUIT (heavy type)

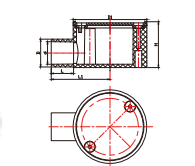
Size Nom	Wall Thickness(E)
20	0.35
25	0.5
32	0.65
40	0.8
50	0.75



ITEM NO: AED002

● CONDUIT INSPECTION TEE

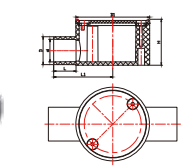
Size Nom	D	d	L	L1	H	L2
20	24.8	20.25	20	88	29.8	53
25	30.2	25.25	24	106.8	37.7	68
32	37.6	32.25	27	132	44	84



ITEM NO: AED003

● CONDUIT JUNCTION BOX 1 WAY

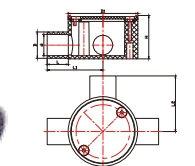
Size Nom	D	d	L	L1	D1	H
20	24.8	20.25	20	52.7	66	41
25	30.2	25.25	24	57.5	68	68



ITEM NO: AED004

● CONDUIT JUNCTION BOX 2 WAY

Size Nom	D	d	L	L1	D1	H
20	24.8	20.25	20	52.7	66	41
25	30.2	25.25	24	57.5	68	68



ITEM NO: AED005

● CONDUIT JUNCTION BOX 3 WAY

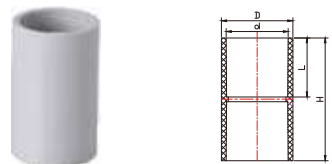
Size Nom	D	d	L	L1	L2	D1	H
20	24.8	20.25	20	52.7	52.7	66	41
25	30.2	25.25	24	57.5	57.5	68	68



ITEM NO: AED006

RIGHT ANGLE SHALLOW J/B

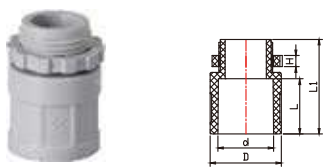
Size Nom	D	d	L	L1	L2	D1	H
20	24.8	20.25	20	52.7	52.7	66	41
25	30.2	25.25	24	57.5	57.5	68	68



ITEM NO: AED007

CONDUIT COUPLING

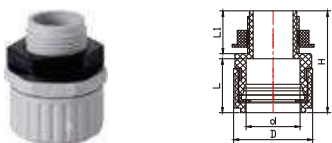
Size Nom	D	d	L	H
20	23.7	20.25	20	42
25	29	25.25	24	50
32	36.4	32.25	27	56
40	40.3	45.1	33	68
50	56.2	50.3	41	85
63	69.8	63.3	51	105



ITEM NO: AED008

CONDUIT ADAPTOR WITH LOCKRING-PLAIN TO THREADED

Size Nom	D	d	L	H	L1
20	25.8	20.25	20	4	34.3
25	31.2	25.25	24	5	40.5
32	38.6	32.25	27	9.5	48
40	46.5	40.3	33	9	55.5
50	57.1	50.3	41	11.5	66.5



ITEM NO: AED009

CORRUGATED CONDUIT GLANDS

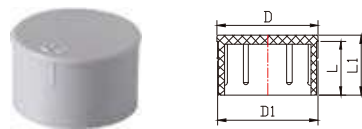
Size Nom	D	d	L	L1	H1
20	30	20.5	20.3	16	38
25	37	25.5	26.2	19.8	40.6



ITEM NO: AED010

CONDUIT MOUNTING SADDLE

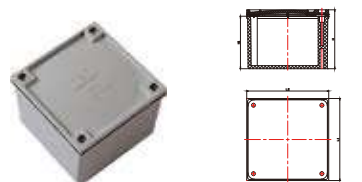
Size Nom	R	R1	L	H	H1
20	10	12.5	51.5	22.5	17
25	12.25	15.25	65	28	20.5
32	16	19	81	35	23
40	20	22.5	84.4	42.5	20
50	25	27.5	96.2	52.5	20



ITEM NO: AED011

END PLUG

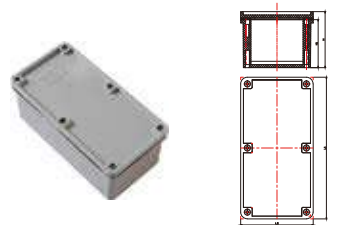
Size Nom	D	D1	L	L1
20	20.5	20.2	10.9	12.4
25	25.5	25.2	13.5	15



ITEM NO: AED012

CONDUIT ADAPTABLE BOX

Size Nom	H	H1	L	L1
77X77X54	56	49	77	77
108x108x76	77.5	69	108	108



ITEM NO: AED013

CONDUIT ADAPTABLE BOX

Size Nom	H	H1	L	L1
211x108x81	83.5	71.5	211	108



ITEM NO: AED014

STANDARD BEND 90° (HD)

Size Nom	D	d	d1	d2	h	H
20	24.85	20.25	18	22.6	20	67.5
25	30.25	25.25	22.5	27.5	24	87.5
32	36.36	32.25	27.6	33	27	133



ITEM NO: AED015

STANDARD BEND 90° (MD)

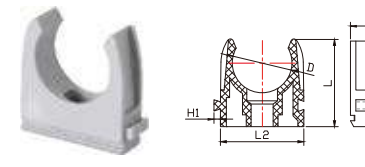
Size Nom	D	d	d1	d2	h	H
20	23.85	20.25	18	21.6	20	67.5



ITEM NO: AED016

CONDUIT ELBOW

Size Nom	D	D1	L	L1
20	24.8	20.25	20	41.5
25	30.2	25.25	24	49
32	36.5	32.3	27	56
40	45.1	40.3	33	62.5
50	55.9	50.3	41	77.5



ITEM NO: AED017

MOUNTING CLIP

Size Nom	D	L	L2	H	H1
20	19.6	28.6	27.3	12	2
25	24.6	35.9	34.2	12	2
32	31.4	38.6	41.2	12	2
40	39.4	46.91	50.2	12	2
50	49	52.8	60.2	12	2



ITEM NO: AED018

CONDUIT INSPECTION ELBOW

Size Nom	D	d	L	L1	H
20	24.8	20.25	20	48.5	27.4
25	30.2	25.25	24	48.8	34.3
32	37.6	32.25	27	65.6	40.6



ITEM NO: AFS01

FULL METAL SADDLE

Size Nom	D	d	D1	H
20	25	32	40	50



ITEM NO: HFS01

HALF METAL SADDLE

Size Nom	D	d	D1	H
16	20	25	32	40
			40	50



ITEM NO: AED021

CONDUIT REDUCING COUPLING

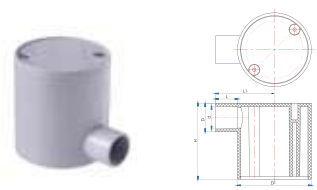
Size Nom	D	d	d1	D1	L	H
20X25	29.05	25.25	20.25	23.75	24	46



ITEM NO: AED022

CONDUIT TEE

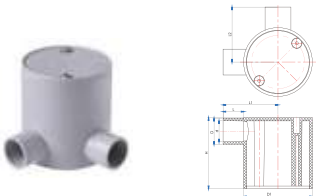
Size Nom	d	D	H	h	L
20	20.25	23.75	62.6	31.3	20
25	25.25	28.85	70	35	21
32	36.5	32.3	89	44.5	27
40	45.1	40.3	109.5	54.8	33
50	55.9	50.3	136.5	68.3	41



ITEM NO: AED023

● DEEP JUNCTION BOX 1WAY


Size Nom	D1	d	D	L1	L	H
20	66	20.25	24.85	52.75	20	68
25	66	25.25	30.25	52.75	20	68



ITEM NO: AED024

● DEEP JUNCTION BOX 2WAY ANGLE

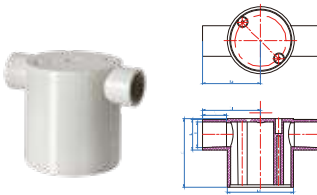
Size Nom	D1	d	D	L1	L	L2	H
20	66	20.25	24.85	52.75	20	52.75	68
25	66	25.25	30.25	52.75	20	52.75	68



ITEM NO: AED025

● JUNCTION BOX U WAY

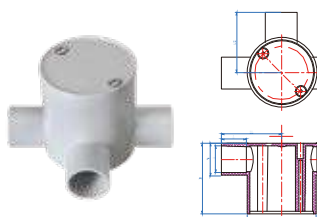
Size Nom	D	d	D1	L1	L	H	h
20	24.85	20.25	66	52.75	20	37.5	41.2
25	30.25	25.25	66	57.5	24	37.5	36



ITEM NO: AED026

● DEEP JUNCTION BOX 2 WAY

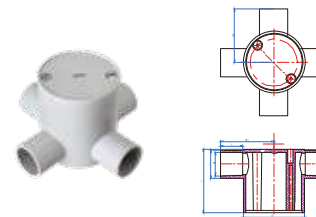
Size Nom	D1	d	D	H	L	L1	L2
20	66	20.25	24.85	68	20	52.75	52.75
25	66	25.25	30.25	68	24	57.5	57.5



ITEM NO: AED027

● DEEP JUNCTION BOX 3 WAY

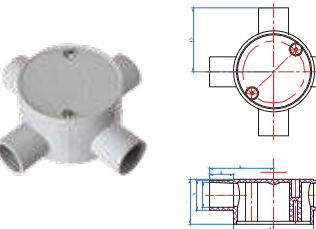
Size Nom	D1	d	D	H	L	L1	L2
20	66	20.25	24.85	68	20	52.75	52.75
25	66	25.25	30.25	68	24	57.5	57.5



ITEM NO: AED028

● DEEP JUNCTION BOX 4WAY

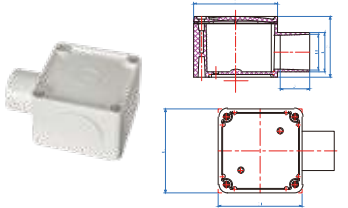
Size Nom	D1	d	D	H	L	L1	L2
20	66	20.25	24.85	68	20	52.75	52.75
25	66	25.25	30.25	68	24	57.5	57.5



ITEM NO: AED029

● SHALLOW JUNCTION BOX 4WAY

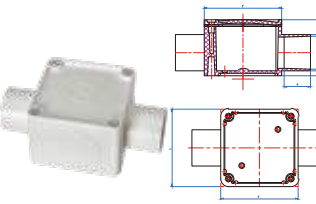
Size Nom	D1	d	D	H	L	L1	L2
20	66	20.25	24.85	37.5	20	52.75	52.75
25	66	25.25	30.25	37.5	24	57.5	57.5



ITEM NO: AED030

● SQUARE JUNCTION BOX WITH 1WAY

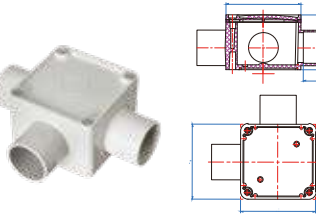
Size Nom	D	d	H	L	h1	L1	D1
32	77	27	56	36.45	32.25	77	77



ITEM NO: AED031

● SQUARE JUNCTION BOX WITH 2WAY

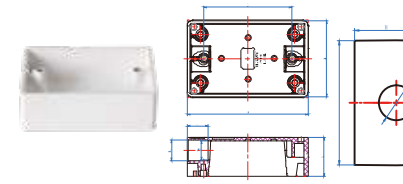
Size Nom	D	d	H	L	h1	L1	D1
32	77	27	56	36.45	32.25	77	77



ITEM NO: AED032

● SQUARE JUNCTION BOX WITH 3WAY

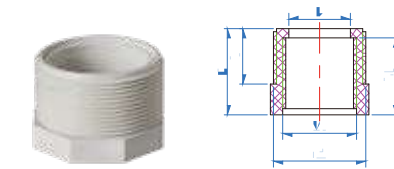
Size Nom	D	d	H	L	h1	L1	D1
32	77	27	56	36.45	32.25	77	77



ITEM NO: AED033

● SURFACE MOUNTING BLOCK WITH 20MM ENTRY

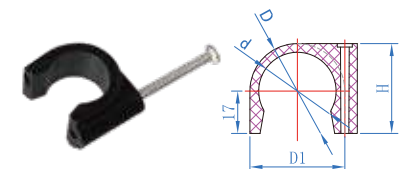
Size Nom	D	d	H	L	L1	L2	R
115X73X37	115	84	73	37	20.22	17.64	19.96



ITEM NO: AED034

● THREAD REDUCER

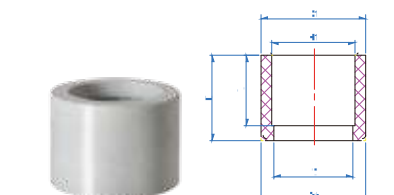
Size Nom	D	L	L1	M1	M2	H
25X20	16.5	15	20.5	M20.4X1.5	M24.7X1.5	22.5
32X25	21.5	15.5	21	M25.4X1.5	M31.7X1.5	23
40X32	28	20	24	M32.4X1.5	M39.7X1.5	28



ITEM NO: AED035

● CLIP WITH NAIL

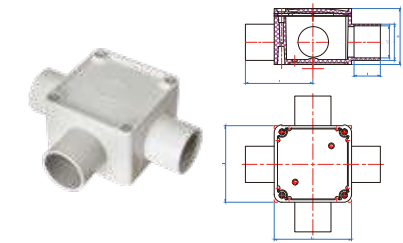
Size Nom	D	d	D1	L	H
15	20	14	20	8.5	18.5
20	26	19	26	11	24
25	31	24	38	13.5	29
32	38	31	38	17	36
40	47	39	47	21	44
50	57	49	57	26	54.5



ITEM NO: AED036

● PLAIN REDUCER

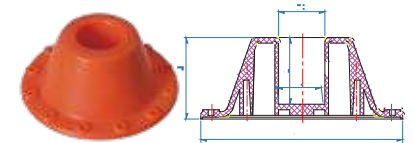
Size Nom	D1	d1	D2	d2	L	H
25X20	25.25	20.25	24.8	18	20	24
32X25	32.25	25.25	31.8	23	24	27
40X32	40.3	32.25	39.8	30	27	33
50X40	50.3	40.3	49.8	33	33	41



ITEM NO: AED037

● SQUARE JUNCTION BOX WITH 4WAY

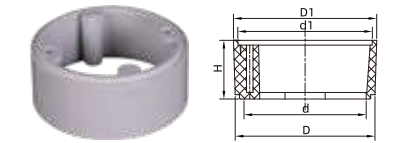
Size Nom	D	d	H	L	h1	L1	D1
32	67.8	27	56	36.45	32.25	77	77



ITEM NO: AED038

● LOCATING FLANGES

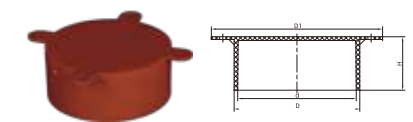
Size Nom	D	D1	D2	H	L
20	90	19.8	20.25	36	29.5
25	90	24.8	25.25	36	29.5
32	91.4	39.4	32.25	31.8	31.8



ITEM NO: AED040

● JUNCTION BOX EXTENSION RING

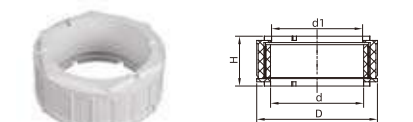
Size Nom	D	d	D1	d1	H
12mm	64.4	56.3	66	62	14
25mm	64.4	56.3	66	62	27



ITEM NO: AED042

● DISPOSABLE LID WITH LUGS(ORANGE)

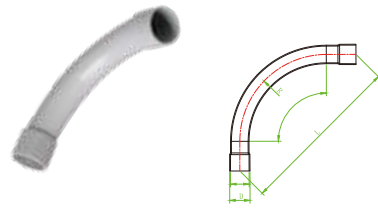
Size Nom	D	d	D1	H
30mm	70.6	66.6	96.2	30



ITEM NO: AED043

● MALE+FEMALE CONDUIT BUSH

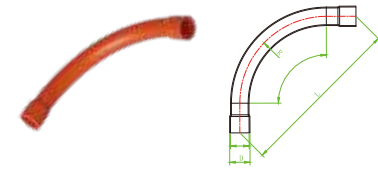
Size Nom	D	d	d1	H
25	32	20.9	20.9	18.2
32	39.4	26.3	26.3	18.5
50	57	43.9	43	23.5



ITEM NO: AEDC002

(MD)SWEEP BEND 90° GREY

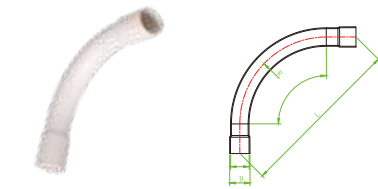
Size Nom	D	d	R	L
φ25X90° R150 L285 1.8	29.2	25.6	150	285
φ32X90° R295 L555 2.6	37.8	32.6	295	555
φ32X90° R295 L555 2.6	37.8	31.9	175	320
φ40X90° R220 L440 2.6	45.8	40.6	220	440
φ40X90° R100 L232 2.6	45.8	40.6	100	232



ITEM NO: AEDC002

(HD)SWEEP BEND 90° ORANGE

Size Nom	D	d	R	L
φ20X90° R100 L200 2.3	25.2	20.6	100	200
φ20X90° R155 L300 2.3	25.2	20.6	155	300
φ25X90° R140 L255 2.5	30.6	25.6	140	255
φ32X90° R295 L555 2.8	38.2	32.6	295	555
φ40X90° R320 L550 3.0	46.6	40.6	320	550
φ40X90° R95 L212 3.0	46.6	40.6	95	212
φ50X90° R130 L277 3.6	57.8	50.6	130	277
φ50X90° R280 L515 3.6	57.8	50.6	280	515
φ63X90° R278 L520 4.0	71.6	63.6	278	520



ITEM NO: AEDC003

TELSTRA BEND 90°

Size Nom	D	d	R	L
φ26.7X90° R100 L285 1.5	30.3	27.3	100	285
φ26.7X90° R320 L595 1.5	30.3	27.3	320	595
φ60.7X90° R285 L595 2.8	66.5	60.9	285	595



PVC-U INSULATING ELECTRICAL PIPES & FITTINGS

(BS EN 61386 - 21)

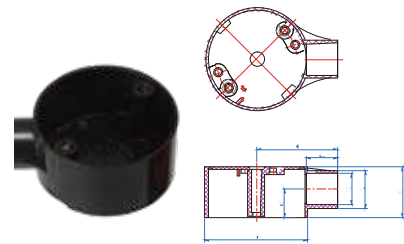
ELECTRIC CONDUITS AND FITTINGS



ITEM NO: MED001

● CONDUIT (medium type)

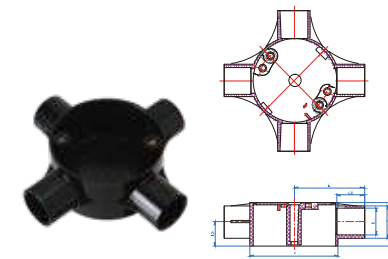
Size Nom	d
20	19.8-20
25	24.8-25



ITEM NO: MED006

● TERMINAL-1 WAY

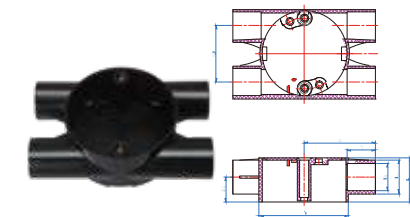
Size Nom	D	d	d1	H	L	L1	L2
19	65	51.7	19.2	32	22.6	19.15	17.8
20	65	51.7	19.2	32	24	20.15	17.8
25	65	57	24.5	32	29	25.15	16



ITEM NO: MED009

● INTERSECTION-4 WAY

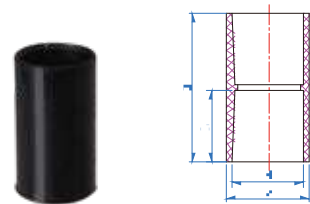
Size Nom	D	d	d1	H	L	L1	L2
19	65	51.7	19.2	32	22.6	19.15	17.8
20	65	51.7	19.2	32	24	20.15	17.8
25	65	57	24.5	32	29	25.15	16



ITEM NO: MED013

● H-4WAY H

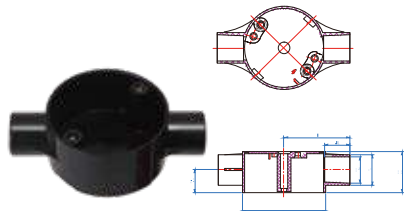
Size Nom	D	d	d1	H	L	L1	L2	L3
19	65	51.7	19.2	32	23.2	19.15	17.8	41
20	65	51.7	19.2	32	24	20.15	17.8	41
25	65	57	24.5	32	29	25.15	16	36



ITEM NO: MED002

● STRAIGHT COUPLER

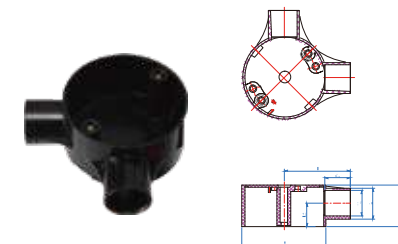
Size Nom	d	D	H	L
19	19.15	22.6	48.6	23.3
20	20.15	24	42.6	20.3
25	25.15	29	52.6	25.3



ITEM NO: MED007

● THROUGH-2 WAY

Size Nom	D	d	d1	H	L	L1	L2
19	65	51.7	19.2	32	22.6	19.15	17.8
20	65	51.7	19.2	32	24	20.15	17.8
25	65	57	24.5	32	29	25.15	16



ITEM NO: MED010

● ANGLE-2 WAY

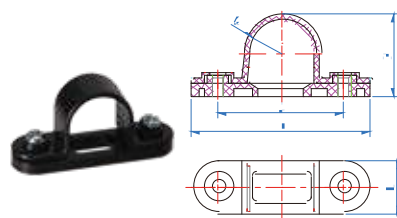
Size Nom	D	d	d1	H	L	L1	L2
19	65	51.7	19.2	32	22.6	19.15	17.8
20	65	51.7	19.2	32	24	20.15	17.8
25	65	57	24.5	32	29	25.15	16



ITEM NO: MED004

● NORMAL BENDS-SLIP TYPE

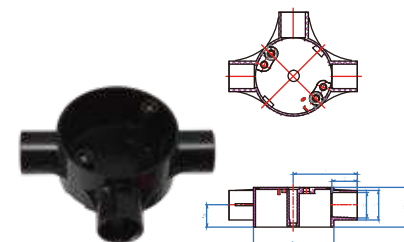
Size Nom	d	L	R
20	19.8-20	180	R70
25	24.8-25	285	R150



ITEM NO: MED003

● SPACER BAR SADDLE

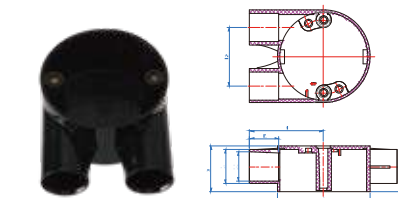
Size Nom	d	D	H	L	R
20	39	55	25.05	16	R10
25	46	63	26.5	16	R12.5



ITEM NO: MED008

● TEE-3 WAY

Size Nom	D	d	d1	H	L	L1	L2
19	65	51.7	19.2	32	22.6	19.15	17.8
20	65	51.7	19.2	32	24	20.15	17.8
25	65	57	24.5	32	29	25.15	16



ITEM NO: MED011

● U-2 WAY

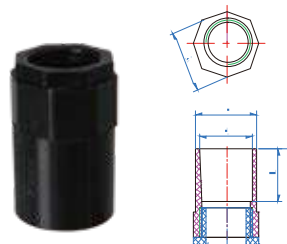
Size Nom	D	d	d1	H	L	L1	L2	L3
19	65	51.7	19.2	32	22.6	19.15	17.8	41
20	65	51.7	19.2	32	24	20.15	17.8	41
25	65	57	24.5	32	29	25.15	16	36



ITEM NO: MED015

● INSPECTION BEND

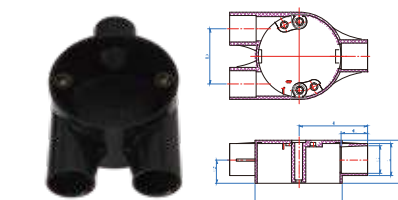
Size Nom	D	d	d1	L	L1	H
20X1.9	24	20.15	18.3	20	20.3	83
25X1.9	29	25.15	22.3	27.3	25.3	103.7



ITEM NO: MED005

● FEMALE ADAPTOR

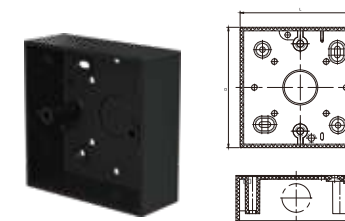
Size Nom	d	D	H	L	R
19	19.15	22.6	37.3	20.3	24
20	20.15	24	37.3	20.3	24
25	25.15	29	43.3	25.3	29



ITEM NO: MED012

● Y-3 WAY

Size Nom	D	d	d1	H	L	L1	L2	L3
19	65	51.7	19.2	32	23.2	19.15	17.8	41
20	65	51.7	19.2	32	24	20.15	17.8	41
25	65	57	24.5	32	29	25.15	16	36



ITEM NO: MED016

● CONDUIT ADAPTABLE BOX

Size Nom	D	L	H
86X86X33	86	86	32.3
145X86X33	86	145	31

PLASTIC PIPE CEMENT

ACCESSORIES



PLASTIC PIPE CEMENT

PVC, DWV GRADE



Recommended application filed

Product code	GLUE FOR WATER DRAIN
Color	CLEAR
Viscosity	Medium Bodied
VOC	/
Shelf life	18Months
Max Pipe Size	8"(200mm)
Package	100g/300g/500g/1000g
Standard	ASTM D-2564 QB/T2568-2002

DWV piping system drainage,waste,ventilation application,and also electric&telecommunication conduit.



Recommended application filed

Product code	GLUE FOR WATER DRAIN
Color	CLEAR
Viscosity	Medium Bodied
VOC	/
Shelf life	18Months
Max Pipe Size	8"(200mm)
Package	946ml/473ml/237ml/118ml
Standard	ASTM D-2564 QB/T2568-2002

DWV piping system drainage,waste,ventilation application,and also electric&telecommunication conduit.

PVC, REGULAR GRADE



Recommended application filed

Product code	GLUE FOR WATER SUPPLY
Color	CLEAR
Viscosity	Medium Bodied
VOC	/
Shelf life	3 Years
Max Pipe Size	8"(200mm)
Package	100g/300g/500g/1000g
Standard	ASTM D-2564 QB/T2568-2002

General industrial,drinking water,irrigation,municipal,ground, drainage,and sanitary piping system.



Recommended application filed

Product code	GLUE FOR WATER SUPPLY
Color	CLEAR
Viscosity	Medium Bodied
VOC	/
Shelf life	3 Years
Max Pipe Size	8"(200mm)
Package	946ml/473ml/237ml/118ml
Standard	ASTM D-2564 QB/T2568-2002

General industrial,drinking water,irrigation,municipal,ground, drainage,and sanitary piping system.

PLASTIC PIPE CEMENT



Product code	PVC 5023
Color	CLEAR
Viscosity	Medium Bodied
VOC	/
Shelf life	3 Years
Max Pipe Size	12"(300mm)
Package	946ml/473ml/237ml/118ml
Standard	ASTM D-2564 QB/T2568-2002

Industrial&domestic piping system,MAX18"(450mm)for low-or-none pressure piping system.

NSE



Product code	PVC L-5023 NSF
Color	CLEAR
Viscosity	Heavy Bodied
VOC	Low VOC
Shelf life	3 Years
Max Pipe Size	12"(300mm)
Package	946ml/473ml/237ml/118ml
Standard	ASTM D-2564 QB/T2568-2002

Industrial&domestic piping system,MAX18"(450mm)for low-or-none pressure piping system.



Product code	PVC 3011
Color	CLEAR
Viscosity	Medium Bodied
VOC	/
Shelf life	3 Years
Max Pipe Size	6"(160mm)
Package	946ml/473ml/237ml/118ml
Standard	ASTM D-2564 QB/T2568-2002

General industrial,drinking water,irrigation,municipal,ground, drainage,and sanitary piping system.

NSE



Product code	PVC L-3011 NSF
Color	CLEAR
Viscosity	Medium Bodied
VOC	Low VOC
Shelf life	3 Years
Max Pipe Size	6"(160mm)
Package	946ml/473ml/237ml/118ml
Standard	ASTM D-2564 QB/T2568-2002

General industrial,drinking water,irrigation,municipal,ground, drainage,and sanitary piping system.

PLASTIC PIPE CEMENT



Product code	PVC 5125
Color	Grey
Viscosity	Heavy Bodied
VOC	/
Shelf life	3 Years
Max Pipe Size	12"(300mm)
Package	946ml/473ml/237ml/118ml
Standard	ASTM D-2564 QB/T2568-2002

Industrial and chemical piping system,MAX20"(500mm)for low-or-none pressure piping system.

Recommended application filed

NSE



Product code	PVC L-5125 NSF
Color	Grey
Viscosity	Heavy Bodied
VOC	Low VOC
Shelf life	3 Years
Max Pipe Size	12"(300mm)
Package	946ml/473ml/237ml/118ml
Standard	ASTM D-2564 QB/T2568-2002

Industrial and chemical piping system,MAX20"(500mm)for low-or-none pressure piping system.

Recommended application filed



Product code	PVC 5727
Color	Grey
Viscosity	Extra Heavy Bodied
VOC	/
Shelf life	3 Years
Max Pipe Size	30"(750mm)
Package	946ml/473ml/237ml/118ml
Standard	ASTM D-2564 QB/T2568-2002

Extra high viscosity cement with excellent filling performance,need to apply special dauber/joining tools for larger diameter pipe installation.

Recommended application filed

PVC, Economy Grade



Product code	PVC 3010
Color	CLEAR
Viscosity	Regular Bodied
VOC	/
Shelf life	3 Years
Max Pipe Size	2"(63mm)
Package	946ml/473ml/237ml/118ml
Standard	ASTM D-2564 QB/T2568-2002

Domestic and general industrial piping system for drinking water,municipal government drink&waste,irrigation and electric conduit application.

Recommended application filed



Recommended application filed

Product code	PVC 3020
Color	CLEAR
Viscosity	Regular Bodied
VOC	/
Shelf life	3 Years
Max Pipe Size	12"(63mm)
Package	946ml/473ml/237ml/118ml
Standard	ASTM D-2564 QB/T2568-2002

Domestic and general industrial piping system for drinking water,municipal government drink&waste,irrigation and electric conduit application.



Recommended application filed

Product code	PVC 3041
Color	CLEAR
Viscosity	Medium Bodied
VOC	/
Shelf life	3 Years
Max Pipe Size	8"(300mm)
Package	946ml/473ml/237ml/118ml
Standard	ASTM D-2564 QB/T2568-2002

Domestic and general industrial piping system for drinking water,municipal government drink&waste,irrigation and electric conduit application.



Recommended application filed

Product code	PVC 3043
Color	Translucent
Viscosity	Medium Bodied
VOC	/
Shelf life	3 Years
Max Pipe Size	10"(250mm)
Package	946ml/473ml/237ml/118ml
Standard	ASTM D-2564 QB/T2568-2002

Domestic and general industrial piping system for drinking water,municipal government drink&waste,irrigation and electric conduit application.



Recommended application filed

Product code	PVC 3045
Color	Translucent
Viscosity	Heavy Bodied
VOC	/
Shelf life	3 Years
Max Pipe Size	10"(400mm)
Package	946ml/473ml/237ml/118ml
Standard	ASTM D-2564 QB/T2568-2002

Domestic and general industrial piping system for drinking water,municipal government drink&waste,irrigation and electric conduit application.

PVC, SPECIAL GRADE



Recommended application filed

Product code	PVC 6353
Color	Blue
Viscosity	Medium Bodied
VOC	/
Shelf life	3 Years
Max Pipe Size	8"(200mm)
Package	946ml/473ml/237ml/118ml
Standard	ASTM D-2564 QB/T2568-2002

Fast drying with color lightening,ideal for pool&spa projects,and other rigid/soft PVC piping system in sanitary application.



Recommended application filed

Product code	PVC L-6353 NFS
Color	Blue
Viscosity	Medium Bodied
VOC	Low VOC
Shelf life	3 Years
Max Pipe Size	8"(200mm)
Package	946ml/473ml/237ml/118ml
Standard	ASTM D-2564 QB/T2568-2002

Fast drying with color lightening,ideal for pool&spa projects,and other rigid/soft PVC piping system in sanitary application.



Recommended application filed

Product code	PVC L-6023 NFS
Color	CLEAR
Viscosity	Medium Bodied
VOC	Low VOC
Shelf life	3 Years
Max Pipe Size	8"(200mm)
Package	946ml/473ml/237ml/118ml
Standard	ASTM D-2564 QB/T2568-2002

General industrial,drinking water,irrigation,municipal,ground, drainage,and sanitary piping system.



Recommended application filed

Product code	PVC L-6373
Color	Blue
Viscosity	Medium Bodied
VOC	Low VOC
Shelf life	3 Years
Max Pipe Size	8"(200mm)
Package	946ml/473ml/237ml/118ml
Standard	ASTM D-2564 QB/T2568-2002

Fast drying with color lightening,ideal for pool&spa projects,and other rigid/soft PVC piping system in sanitary application.

PLASTIC PIPE CEMENT

NSE



Product code	PVC L-6453 NFS
Color	Blue
Viscosity	Medium Bodied
VOC	Low VOC
Shelf life	3 Years
Max Pipe Size	6"(160mm)
Package	946ml/473ml/237ml/118ml
Standard	ASTM D-2564 QB/T2568-2002

Recommended application filed

Fast drying with color lightening, ideal for pool&spa projects, and other rigid/soft PVC piping system in sanitary application.

ABS CEMENT



Product code	ABS 2735
Color	Milky
Viscosity	Heavy Bodied
VOC	Low VOC
Shelf life	3 Years
Max Pipe Size	16"(400mm)
Package	946ml/473ml/237ml/118ml
Standard	ASTM D-2235

Recommended application filed

Industrial&domestic piping system

NSE



Product code	ABS L-2735 NFS
Color	Milky
Viscosity	Heavy Bodied
VOC	Low VOC
Shelf life	3 Years
Max Pipe Size	12"(300mm)
Package	946ml/473ml/237ml/118ml
Standard	ASTM D-2235

Recommended application filed

Industrial&domestic piping system

CPVC, GENERAL GRADE

NSE



Product code	CPVC 8125 NFS
Color	Gray
Viscosity	Heavy Bodied
VOC	Low VOC
Shelf life	2 Years
Max Pipe Size	12"(300mm)
Package	946ml/473ml/237ml/118ml
Standard	ASTM F-493

Recommended application filed

Strong corrosive, high temperature chemical liquid transportation system, MAX20"(500mm) for low pressure piping system.

PLASTIC PIPE CEMENT

NSE



Product code	CPVC 8635 NFS
Color	Orange
Viscosity	Heavy Bodied
VOC	Low VOC
Shelf life	2 Years
Max Pipe Size	6"(300mm)
Package	946ml/473ml/237ml/118ml
Standard	ASTM F-493

Recommended application filed

Domestic and industrial piping system, MAX20"(500mm) for low-or-none pressure piping system.

NSE



Product code	CPVC 8213 NFS
Color	Yellow
Viscosity	Medium Bodied
VOC	Low VOC
Shelf life	2 Years
Max Pipe Size	8"(200mm)
Package	946ml/473ml/237ml/118ml
Standard	ASTM F-493

Recommended application filed

One-step cement for potable, hot&cold water distribution system.

PRIMER, LOW VOC GRADE

Suggest applying on 2nd and above PVC/CPVC/ABS piping before cementing to increase the joint strength

NSE



Product code	Primer 1030 NFS
Color	Clear/Purple
Viscosity	Water Thin
VOC	Low VOC
Shelf life	3 Years
Max Pipe Size	For all Sizes
Package	946ml/473ml/237ml/118ml
Standard	ASTM F-656

Recommended application filed

Industrial/high-pressure service piping system at regular temperature, humid or regular construction conditions.

NSE



Product code	Primer 1050 NFS
Color	Clear/Purple
Viscosity	Water Thin
VOC	Low VOC
Shelf life	3 Years
Max Pipe Size	For all Sizes
Package	946ml/473ml/237ml/118ml
Standard	ASTM F-656

Recommended application filed

Industrial/high-pressure service piping system at low temperature, humid or regular construction conditions.

PLASTIC PIPE CEMENT

CLEANER, LOW VOC GRADE

Suggest applying on PVC/CPVC/ABS piping before installation to remove the surface contamination which could not be cleaned with water



Product code	Cleaner 1020
Color	Clear
Viscosity	Water Thin
VOC	Low VOC
Shelf life	3 Years
Max Pipe Size	For all Sizes
Package	946ml/473ml/237ml/118ml
Standard	None



Product code	SILICONE SEALANT
Color	WHITE/TRANSPARENT
Shelf life	1 Years
Package	300ML



For cementing details, please refer to ERA Installation or product manual

Average Number of Joints/QT(946ml≈1000g)

Diameter	1/2"	1"	2"	4"	6"	8"	10"	12"
Joint Number	300	125	60	30	10	5	2	1





Note-Add 30% for additional waste in operation

Net weight and packing

Unit	Volume	Approx.Weight	Pcs/Ctn
Qt	946ml	1kg	12
PT	473ml	0.5kg	12
1/2PT	237ml	0.25kg	24
1/4PT	118ml	0.12kg	48

STAINLESS STEEL FLOOR DRAIN

DRAIN COVER DESIGN



STAINLESS STEEL FLOOR DRAIN



STAINLESS STEEL FLOOR DRAIN



STAINLESS STEEL FLOOR DRAIN



STAINLESS STEEL FLOOR DRAIN

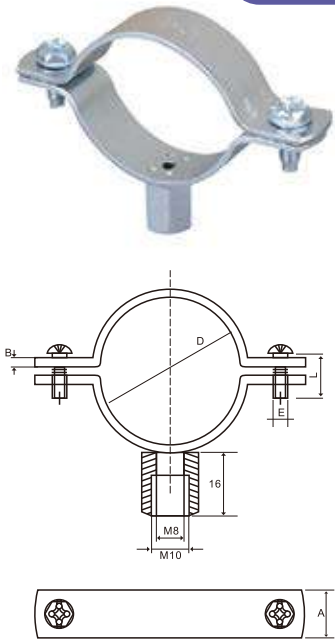


STAINLESS STEEL FLOOR DRAIN

Welding Type Clamps M8+10 Without Rubber

- Material: iron sheet
- Both closed

ITEM NO: CLR001



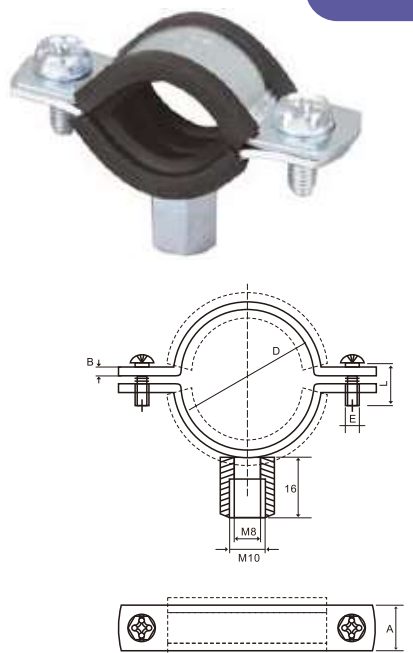
Ø(mm)	D(mm)	INCH	AXB(mm)
18	15-19	3/8"	20X(1.8~2.0)
22	20-25	1/2"	20X(1.8~2.0)
28	26-30	3/4"	20X(1.8~2.0)
35	32-36	1"	20X(1.8~2.0)
40	38-43	1-1/4"	20X(1.8~2.0)
48	47-51	1-1/2"	20X(1.8~2.0)
54	53-58		20X(1.8~2.0)
60	60-64	2"	20X(1.8~2.0)
70	68-72		20X(1.8~2.0)
75	75-80	2-1/2"	20X(1.8~2.0)
83	80-86		20X(1.8~2.0)
90	87-92	3"	20X(1.8~2.0)
100	99-105	3-1/2"	20X(1.8~2.0)
110	107-112		20X(1.8~2.0)
115	113-118	4"	20X(1.8~2.0)
125	125-130		20X(1.8~2.0)
133	132-137		20X(1.8~2.0)
140	136-142	5"	20X(1.8~2.0)
160	159-166	6"	20X(1.8~2.0)
200	200-212		20X(1.8~2.0)

D	EXL
18-75	M6X15
83-200	M6X20

Welding Type Clamps M8+10 With Rubber

- Material: iron sheet
- The rubber thickness: 4.0mm
- Both closed

ITEM NO: CLR002



Ø(mm)	D(mm)	INCH	AXB(mm)
18	15-19	3/8"	20X(1.8~2.0)
22	20-25	1/2"	20X(1.8~2.0)
28	26-30	3/4"	20X(1.8~2.0)
35	32-36	1"	20X(1.8~2.0)
40	38-43	1-1/4"	20X(1.8~2.0)
48	47-51	1-1/2"	20X(1.8~2.0)
54	53-58		20X(1.8~2.0)
60	60-64	2"	20X(1.8~2.0)
70	68-72		20X(1.8~2.0)
75	75-80	2-1/2"	20X(1.8~2.0)
83	80-86		20X(1.8~2.0)
90	87-92	3"	20X(1.8~2.0)
100	99-105	3-1/2"	20X(1.8~2.0)
110	107-112		20X(1.8~2.0)
115	113-118	4"	20X(1.8~2.0)
125	125-130		20X(1.8~2.0)
133	132-137		20X(1.8~2.0)
140	136-142	5"	20X(1.8~2.0)
160	159-166	6"	20X(1.8~2.0)
200	200-212		20X(1.8~2.0)

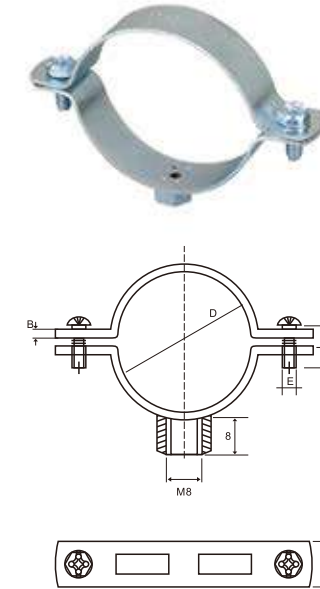
D	EXL
18-75	M6X15
83-200	M6X20

STAINLESS STEEL FLOOR DRAIN

Welding Type Clamps M8 Without Rubber

- Material: iron sheet
- Both closed
- Dia of the middle nut is M8
- Ø18-70: The surface is flat
- Ø75-200: The surface has a bone

ITEM NO: CLR003



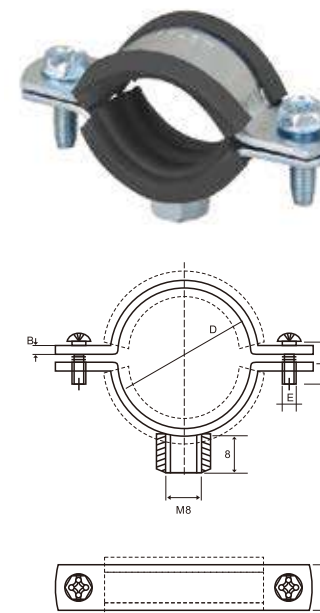
Ø(mm)	D(mm)	INCH	AXB(mm)
18	15-19	3/8"	20X(1.3~1.5)
22	20-25	1/2"	20X(1.3~1.5)
28	26-30	3/4"	20X(1.3~1.5)
35	32-36	1"	20X(1.3~1.5)
40	38-43	1-1/4"	20X(1.3~1.5)
48	47-51	1-1/2"	20X(1.3~1.5)
54	53-58		20X(1.3~1.5)
60	60-64	2"	20X(1.3~1.5)
70	68-72		20X(1.3~1.5)
75	75-80	2-1/2"	20X(1.3~1.5)
83	80-86		20X(1.3~1.5)
90	87-92	3"	20X(1.3~1.5)
100	99-105	3-1/2"	20X(1.3~1.5)
110	107-112		20X(1.3~1.5)
115	113-118	4"	20X(1.3~1.5)
125	125-130		20X(1.3~1.5)
133	132-137		20X(1.3~1.5)
140	136-142	5"	20X(1.3~1.5)
160	159-166	6"	20X(1.3~1.5)
200	200-212		20X(1.3~1.5)

D	EXL
18-75	M6X15
83-200	M6X20

Welding Type Clamps M8 With Rubber

- Material: iron sheet
- Rubber thickness: 4mm
- Both closed
- The dia of the middle nut is M8
- Ø18-70: The surface is flat
- Ø75-200: The surface has a bone

ITEM NO: CLR004



Ø(mm)	D(mm)	INCH	AXB(mm)
18	15-19	3/8"	20X(1.3~1.5)
22	20-25	1/2"	20X(1.3~1.5)
28	26-30	3/4"	20X(1.3~1.5)
35	32-36	1"	20X(1.3~1.5)
40	38-43	1-1/4"	20X(1.3~1.5)
48	47-51	1-1/2"	20X(1.3~1.5)
54	53-58		20X(1.3~1.5)
60	60-64	2"	20X(1.3~1.5)
70	68-72		20X(1.3~1.5)
75	75-80	2-1/2"	20X(1.3~1.5)
83	80-86		20X(1.3~1.5)
90	87-92	3"	20X(1.3~1.5)
100	99-105	3-1/2"	20X(1.3~1.5)
110	107-112		20X(1.3~1.5)
115	113-118	4"	20X(1.3~1.5)
125	125-130		20X(1.3~1.5)
133	132-137		20X(1.3~1.5)
140	136-142	5"	20X(1.3~1.5)
160	159-166	6"	20X(1.3~1.5)
200	200-212		20X(1.3~1.5)

D	EXL
18-75	M6X15
83-200	M6X20

METAL CLAMPS



ITEM NO: HJA-4

AMERICAN TYPE HOSE CLAMP STEEL COATED WITH ZINC

Nom Size	Item	Width	Thickness	Nom Size	Item	Width	Thickness
1/2"		6-13mm	8mm	3-1/4"		59-82mm	12.7mm
5/8"		6-16mm	8mm	3-1/2"		65-89mm	12.7mm
3/4"		11-20mm	8mm	3-3/4"		72-95mm	12.7mm
7/8"		13-23mm	8mm	4"		78-101mm	12.7mm
1"		16-25mm	8mm	4-1/4"		84-108mm	12.7mm
1-1/16"		14-27mm	8mm	4-1/2"		91-114mm	12.7mm
1-1/4"		18-32mm	8mm	4-3/4"		95-120mm	12.7mm
1-1/2"		21-38mm	8mm	5"		105-127mm	12.7mm
1-1/16"		14-27mm	12.7mm	5-1/4"		110-134mm	12.7mm
1-1/4"		18-32mm	12.7mm	5-1/2"		118-140mm	12.7mm
1-1/2"		21-38mm	12.7mm	5-3/4"		125-146mm	12.7mm
1-3/4"		21-44mm	12.7mm	6"		130-152mm	12.7mm
2"		27-51mm	12.7mm	6-1/4"		133-159mm	12.7mm
2-1/4"		33-57mm	12.7mm	6-1/2"		143-165mm	12.7mm
2-1/2"		40-63mm	12.7mm	6-3/4"		146-171mm	12.7mm
2-3/4"		46-70mm	12.7mm	7"		155-178mm	12.7mm
3"		52-76mm	12.7mm				



ITEM NO: HJA-1

AMERICAN TYPE HOSE CLAMP STAINLESS STEEL

Nom Size	Item	Width	Thickness	Nom Size	Item	Width	Thickness
1/2"		6-13mm	8mm	2-3/4"		51-70mm	12.7mm
5/8"		6-16mm	8mm	3"		64-76mm	12.7mm
3/4"		11-20mm	8mm	3-1/2"		70-89mm	12.7mm
7/8"		13-23mm	8mm	3-3/4"		76-92mm	12.7mm
1"		16-25mm	8mm	4"		80-100mm	12.7mm
1-1/16"		14-27mm	8mm	4-1/2"		90-110mm	12.7mm
1-1/4"		18-32mm	8mm	5"		100-120mm	12.7mm
1-1/2"		21-38mm	8mm	5-1/4"		110-130mm	12.7mm
3/4"		12-20mm	12.7mm	5-1/2"		120-140mm	12.7mm
7/8"		11-23mm	12.7mm	6"		130-150mm	12.7mm
1"		16-25mm	12.7mm	6-1/4"		140-160mm	12.7mm
1-1/16"		16-27mm	12.7mm	6-3/4"		150-170mm	12.7mm
1-1/4"		16-30mm	12.7mm	7"		160-180mm	12.7mm
1-1/4"		22-32mm	12.7mm	7-1/2"		170-190mm	12.7mm
1-1/2"		25-38mm	12.7mm	7-3/4"		180-200mm	12.7mm
1-3/4"		33-44mm	12.7mm	9-4/5"		200-250mm	12.7mm
2"		27-51mm	12.7mm	11-4/5"		150-300mm	12.7mm
2-1/4"		38-57mm	12.7mm	13-4/5"		300-350mm	12.7mm
2-1/2"		44-64mm	12.7mm	15-3/4"		350-400mm	12.7mm

METAL CLAMPS



ITEM NO: HGP-1

POWEVER TYPE HOSE CLAMP STEEL COATED WITH ZINC

Nom Size	Item	Thickness&width	Bolt	Nom Size	Item	Thickness&width	Bolt
	17-19mm	0.6X18	M5		98-103mm	0.8X24	M8
	20-22mm	0.6X18	M5		104-112mm	0.8X24	M8
	23-25mm	0.6X18	M5		113-121mm	0.8X24	M8
	26-28mm	0.6X18	M5		122-130mm	0.8X24	M8
	29-31mm	0.6X20	M6		131-139mm	1.0X26	M10
	32-35mm	0.6X20	M6		140-148mm	1.0X26	M10
	36-39mm	0.6X20	M6		149-161mm	1.0X26	M10
	40-43mm	0.6X20	M6		162-174mm	1.0X26	M10
	44-47mm	0.8X22	M6		175-187mm	1.0X26	M10
	48-51mm	0.8X22	M6		188-200mm	1.0X26	M10
	52-55mm	0.8X22	M6		201-213mm	1.0X26	M10
	56-59mm	0.8X22	M6		214-226mm	1.0X26	M10
	60-63mm	0.8X22	M6		227-239mm	1.0X26	M10
	64-67mm	0.8X22	M6		240-252mm	1.0X26	M10
	68-73mm	0.8X24	M8		253-265mm	1.0X26	M10
	74-79mm	0.8X24	M8		266-278mm	1.0X26	M10
	80-85mm	0.8X24	M8		279-291mm	1.0X26	M10
	86-91mm	0.8X24	M8		292-304mm	1.0X26	M10
	92-97mm	0.8X24	M8				



ITEM NO: HGP-2

POWEVER TYPE HOSE CLAMP STAINLESS STEEL

Nom Size	Item	Thickness&width	Bolt	Nom Size	Item	Thickness&width	Bolt
	17-19mm	0.6X18	M5		86-91mm	0.8X24	M8
	20-22mm	0.6X18	M5		92-97mm	0.8X24	M8
	23-25mm	0.6X18	M5		98-103mm	0.8X24	M8
	26-28mm	0.6X18	M5		104-112mm	0.8X24	M8
	29-31mm	0.6X20	M6		113-121mm	0.8X24	M8
	32-35mm	0.6X20	M6		122-130mm	0.8X24	M8
	36-39mm	0.6X20	M6		131-139mm	1.0X26	M10
	40-43mm	0.6X20	M6		140-148mm	1.0X26	M10
	44-47mm	0.8X22	M6		149-161mm	1.0X26	M10
	48-51mm	0.8X22	M6		162-174mm	1.0X26	M10
	52-55mm	0.8X22	M6		175-187mm	1.0X26	M10
	56-59mm	0.8X22	M6		188-200mm	1.0X26	M10
	60-63mm	0.8X22	M6		201-213mm	1.0X26	M10
	64-67mm	0.8X22	M6		214-226mm	1.0X26	M10
	68-73mm	0.8X24	M8		227-239mm	1.0X26	M10
	74-79mm	0.8X24	M8		240-252mm	1.0X26	M10
	80-85mm	0.8X24	M8				

METAL CLAMPS



ITEM NO: HGG-1

GERMANY HOSE CLAMP STAINLESS STEEL

Nom Size	Item	Width	Thickness	Nom Size	Item	Width	Thickness
8-12mm		9mm	0.65mm	16-25mm		12mm	0.65mm
10-16mm		9mm	0.65mm	20-32mm		12mm	0.65mm
12-20mm		9mm	0.65mm	25-40mm		12mm	0.65mm
16-27mm		9mm	0.65mm	32-50mm		12mm	0.65mm
20-32mm		9mm	0.65mm	40-60mm		12mm	0.65mm
25-40mm		9mm	0.65mm	50-70mm		12mm	0.65mm
32-50mm		9mm	0.65mm	60-80mm		12mm	0.65mm
40-60mm		9mm	0.65mm	70-90mm		12mm	0.65mm
50-70mm		9mm	0.65mm	80-100mm		12mm	0.65mm
60-80mm		9mm	0.65mm	90-110mm		12mm	0.65mm
70-90mm		9mm	0.65mm	100-120mm		12mm	0.65mm
80-100mm		9mm	0.65mm	110-130mm		12mm	0.65mm
90-110mm		9mm	0.65mm	120-140mm		12mm	0.65mm
100-120mm		9mm	0.65mm	130-150mm		12mm	0.65mm
110-130mm		9mm	0.65mm	140-160mm		12mm	0.65mm
120-140mm		9mm	0.65mm	150-170mm		12mm	0.65mm
130-150mm		9mm	0.65mm	160-180mm		12mm	0.65mm
140-160mm		9mm	0.65mm	170-190mm		12mm	0.65mm
10-16mm		12mm	0.65mm	180-200mm		12mm	0.65mm
12-20mm		12mm	0.65mm				



ITEM NO: HGP-1

T-BOLT HOSE CLAMP

Nom Size	Item	Thickness&width	Nom Size	Item	Thickness&width
	27mm	0.6X19		84mm	0.6X19
	30mm	0.6X19		90mm	0.6X19
	33mm	0.6X19		96mm	0.6X19
	36mm	0.6X19		103mm	0.6X19
	40mm	0.6X19		109mm	0.6X19
	44mm	0.6X19		114mm	0.6X19
	48mm	0.6X19		120mm	0.6X19
	52mm	0.6X19		128mm	0.6X19
	57mm	0.6X19		136mm	0.6X19
	62mm	0.6X19		144mm	0.6X19
	67mm	0.6X19		154mm	0.6X19
	72mm	0.6X19		164mm	0.6X19
	78mm	0.6X19			

METAL CLAMPS



ITEM NO: HGA-23

GERMANY HOSE CLAMP STEEL COATED WITH ZINC

Nom Size	Item	Width	Thickness	Nom Size	Item	Width	Thickness
	8-12mm	9mm	0.75mm		16-25mm	12mm	0.75mm
	10-16mm	9mm	0.75mm		20-32mm	12mm	0.75mm
	12-20mm	9mm	0.75mm		25-40mm	12mm	0.75mm
	16-27mm	9mm	0.75mm		32-50mm	12mm	0.75mm
	20-32mm	9mm	0.75mm		40-60mm	12mm	0.75mm
	25-40mm	9mm	0.75mm		50-70mm	12mm	0.75mm
	32-50mm	9mm	0.75mm		60-80mm	12mm	0.75mm
	40-60mm	9mm	0.75mm		70-90mm	12mm	0.75mm
	50-70mm	9mm	0.75mm		80-100mm	12mm	0.75mm
	60-80mm	9mm	0.75mm		90-110mm	12mm	0.75mm
	70-90mm	9mm	0.75mm		100-120mm	12mm	0.75mm
	80-100mm	9mm	0.75mm		110-130mm	12mm	0.75mm
	90-110mm	9mm	0.75mm		120-140mm	12mm	0.75mm
	100-120mm	9mm	0.75mm		130-150mm	12mm	0.75mm
	110-130mm	9mm	0.75mm		140-160mm	12mm	0.75mm
	120-140mm	9mm	0.75mm		150-170mm	12mm	0.75mm
	130-150mm	9mm	0.75mm		160-180mm	12mm	0.75mm
	140-160mm	9mm	0.75mm		170-190mm	12mm	0.75mm
	10-16mm	12mm	0.75mm		180-200mm	12mm	0.75mm
	12-20mm	12mm	0.75mm				



ITEM NO: HGT

AMERICAN TYPE HOSE CLAMP WITH HANDLE

Nom Size	Item	Size	Width	Stainless steel Thickness	Steel Thickness	Nom Size	Item	Size	Width	Stainless steel Thickness	Steel Thickness
	1/2"	8-13mm	8mm	0.6	0.6		3-1/4"	59-82mm	12.7mm	0.6	0.7
	5/8"	10-16mm	8mm	0.6	0.6		3-1/2"	65-89mm	12.7mm	0.6	0.7
	3/4"	11-20mm	8mm	0.6	0.6		3-3/4"	72-95mm	12.7mm	0.6	0.7
	7/8"	13-23mm	8mm	0.6	0.6		4"	78-101mm	12.7mm	0.6	0.7
	1"	16-25mm	8mm	0.6	0.6		4-1/4"	84-108mm	12.7mm	0.6	0.7
	1-1/16"	14-27mm	8mm	0.6	0.6		4-1/2"	91-114mm	12.7mm	0.6	0.7
	1-1/4"	18-32mm	8mm	0.6	0.6		4-3/4"	95-120mm	12.7mm	0.6	0.7
	1-1/2"	21-38mm	8mm	0.6	0.6		5"	105-127mm	12.7mm	0.6	0.7
	1-1/16"	14-27mm	12.7mm	0.6	0.7		5-1/4"	110-134mm	12.7mm	0.6	0.7
	1-1/4"	18-32mm	12.7mm	0.6	0.7		5-1/2"	118-140mm	12.7mm	0.6	0.7
	1-1/2"	21-38mm	12.7mm	0.6	0.7		5-3/4"	125-146mm	12.7mm	0.6	0.7
	1-3/4"	21-44mm	12.7mm	0.6	0.7		6"	130-152mm1	12.7mm	0.6	0.7
	2"	27-51mm	12.7mm	0.6	0.7		6-1/4"	33-159mm	12.7mm	0.6	0.7
	2-1/4"	33-57mm	12.7mm	0.6	0.7		6-1/2"	143-165mm	12.7mm	0.6	0.7
	2-1/2"	40-63mm	12.7mm	0.6	0.7		6-3/4"	146-171mm	12.7mm	0.6	0.7
	2-3/4"	46-70mm	12.7mm	0.6	0.7		7"	155-178mm	12.7mm	0.6	0.7
	3"	52-76mm	12.7mm	0.6	0.7						